

**B. S. RAVIKUMAR & ASSOCIATES**  
CHARTERED ACCOUNTANTS

Phone : + 91 821 4277000  
e-mail : mail@bsra.in

**Partners :**

B. S. Ravikumar, M.Com., B.L., FCA  
R. Rajesh, B.Com., FCA, DISA

73, 2nd Floor, Sri Madhvesha Complex  
Malal Mahadeshwara Road  
Nazarbad, MYSURU - 570 010

**INDEPENDENT AUDITOR'S REPORT**

To the Members of  
**Vidal Health Insurance TPA Private Limited,**  
Bangalore

**Report on the Audit of the Financial Statements**

**Opinion**

We have audited the financial statements of **Vidal Health Insurance TPA Private Limited** ("the Company") which comprises the Balance Sheet as at March 31, 2021, the Statement of Profit and Loss and Statement of Cash Flows for the year then ended, and notes to the financial statements, including a summary of significant accounting policies and other explanatory information.

In our opinion and to the best of our information and according to the explanations given to us, the aforesaid financial statements give the information required by the Act in the manner so required and give a true and fair view in conformity with the accounting principles generally accepted in India, of the state of affairs of the Company as at March 31, 2021, and Profit and its cash flows for the year ended on that date.

**Basis for Opinion**

We conducted our audit in accordance with the Standards on Auditing (SAs) specified under section 143(10) of the Companies Act, 2013. Our responsibilities under those Standards are further described in the "Auditor's Responsibilities for the Audit of the Financial Statements" section of our report. We are independent of the Company in accordance with the Code of Ethics issued by the Institute of Chartered Accountants of India together with the ethical requirements that are relevant to our audit of the financial statements under the provisions of the Companies Act, 2013 and the Rules there under, and we have fulfilled our other ethical responsibilities in accordance with these requirements and the Code of Ethics. We believe that the audit evidence we have obtained is sufficient and appropriate to provide a basis for our opinion.

**Information Other than the Financial Statements and Auditor's Report Thereon**

The Company's Board of Directors is responsible for the preparation of the other information. The other information obtained at the date of this Auditor's Report comprises of the information included in the Board's Report including Annexure to Board's Report but does not include the financial statements and our auditor's report thereon.

Our opinion on the financial statements does not cover the other information and we do not express any form of assurance conclusion thereon.



**B. S. RAVIKUMAR & ASSOCIATES**  
**CHARTERED ACCOUNTANTS**

In connection with our audit of the financial statements, our responsibility is to read the other information and, in doing so, consider whether the other information is materially inconsistent with the financial statements or our knowledge obtained during the course of our audit or otherwise appears to be materially misstated.

If, based on the work we have performed on the other information obtained prior to the date of this Auditor's Report, we conclude that there is a material misstatement of this other information, we are required to report that fact. We have nothing to report in this regard.

**Responsibilities of Management and those charged with governance for the financial statements**

The Company's Board of Directors is responsible for the matters stated in section 134(5) of the Companies Act, 2013 ("the Act") with respect to the preparation of these financial statements that give a true and fair view of the financial position, financial performance and cash flows of the Company in accordance with the Accounting Standards and accounting principles generally accepted in India. This responsibility also includes maintenance of adequate accounting records in accordance with the provisions of the Act for safeguarding of the assets of the Company and for preventing and detecting frauds and other irregularities; selection and application of appropriate accounting policies; making judgments and estimates that are reasonable and prudent; and design, implementation and maintenance of adequate internal financial controls, that were operating effectively for ensuring the accuracy and completeness of the accounting records, relevant to the preparation and presentation of the financial statement that give a true and fair view and are free from material misstatement, whether due to fraud or error.

In preparing the financial statements, the Board of Directors is responsible for assessing the Company's ability to continue as a going concern, disclosing, as applicable, matters related to going concern and using the going concern basis of accounting unless the Board of Directors either intends to liquidate the Company or to cease operations, or has no realistic alternative but to do so.

Those Board of Directors are also responsible for overseeing the company's financial reporting process.

**Auditor's Responsibilities for the Audit of the Financial Statements**

Our objectives are to obtain reasonable assurance about whether the financial statements as a whole are free from material misstatement, whether due to fraud or error, and to issue an auditor's report that includes our opinion. Reasonable assurance is a high level of assurance, but is not a guarantee that an audit conducted in accordance with SAs will always detect a material misstatement when it exists. Misstatements can arise from fraud or error and are considered material if, individually or in the aggregate, they could reasonably be expected to influence the economic decisions of users taken on the basis of these financial statements.


A further description of the auditor's responsibilities for the audit of the financial statements is included in Annexure A. This description forms part of our auditor's report.



**B. S. RAVIKUMAR & ASSOCIATES**  
CHARTERED ACCOUNTANTS

**Report on Other Legal and Regulatory Requirements.**

1. As required by the Companies (Auditor's Report) Order, 2016 ("the Order"), issued by the Central Government of India in terms of sub-section (11) of section 143 of the Companies Act, 2013, we give in **Annexure B** a statement on the matters specified in paragraphs 3 and 4 of the Order, to the extent applicable.
2. As required by Section 143(3) of the Act, we report that:
  - a) We have sought and obtained all the information and explanations which to the best of our knowledge and belief were necessary for the purposes of our audit.
  - b) In our opinion, proper books of account as required by law have been kept by the Company so far as it appears from our examination of those books.
  - c) The Balance Sheet, the Statement of Profit and Loss and the Cash Flow Statement dealt with by this Report are in agreement with the books of account.
  - d) In our opinion, the aforesaid financial statements comply with the Accounting Standards specified under Section 133 of the Act, read with Rule 7 of the Companies (Accounts) Rules, 2014.
  - e) On the basis of the written representations received from the directors as on 31st March, 2021 taken on record by the Board of Directors, none of the directors is disqualified as on 31st March, 2021 from being appointed as a director in terms of Section 164 (2) of the Act.
  - f) With respect to the adequacy of the Internal Financial Control over financial reporting of the Company and the operating effectiveness of such controls, refer to our separate Report in **Annexure C**.
  - g) With respect to the other matters to be included in the Auditor's Report in accordance with Rule 11 of the Companies (Audit and Auditors) Rules, 2014, in our opinion and to the best of our information and according to the explanations given to us:
    - i) The Company has disclosed the impact of pending litigations on its financial position in its financial statements.
    - ii) The Company did not have any long-term contracts including derivative contracts for which there were any material foreseeable losses.
    - iii) There were no amounts which were required to be transferred to the Investor Education and Protection Fund by the Company.



**B. S. RAVIKUMAR & ASSOCIATES**  
CHARTERED ACCOUNTANTS

3. With respect to the matter to be included in the Auditor's Report under section 197(16):

In our opinion and according to the information and explanations given to us, the Company is a private limited company under the definition of Companies Act, 2013 hence the provisions of Section 197 (read with Schedule V) to the Act are not applicable to the Company. The Ministry of Corporate Affairs has not prescribed other details under Section 197(16) which are required to be commented upon by us.

*for B. S. Ravikumar & Associates*  
*Chartered Accountants*


Firm's Registration Number: 061018

  
B.S. Ravikumar

Partner

M. No: 010218

UDIN: 21010218AAABFR9618



Place: Mysuru

Date: 28<sup>th</sup> July 2021

**B. S. RAVIKUMAR & ASSOCIATES**  
CHARTERED ACCOUNTANTS


**Annexure A**

**Responsibilities for Audit of Financial Statement**

As part of the audit in accordance with SAs, we exercise professional judgment and maintain professional skepticism throughout the audit. We also:

- Identify and assess the risks of material misstatement of the financial statements, whether due to fraud or error, design and perform audit procedures responsive to those risks, and obtain audit evidence that is sufficient and appropriate to provide a basis for our opinion. The risk of not detecting a material misstatement resulting from fraud is higher than for one resulting from error, as fraud may involve collusion, forgery, intentional omissions, misrepresentations, or the override of internal control.
- Obtain an understanding of internal control relevant to the audit in order to design audit procedures that are appropriate in the circumstances. Under section 143(3)(i) of the Companies Act, 2013, we are also responsible for expressing our opinion on whether the company has adequate internal financial controls system in place and the operating effectiveness of such controls.
- Evaluate the appropriateness of accounting policies used and the reasonableness of accounting estimates and related disclosures made by management.
- Conclude on the appropriateness of management's use of the going concern basis of accounting and, based on the audit evidence obtained, whether a material uncertainty exists related to events or conditions that may cast significant doubt on the Company's ability to continue as a going concern. If we conclude that a material uncertainty exists, we are required to draw attention in our auditor's report to the related disclosures in the financial statements or, if such disclosures are inadequate, to modify our opinion. Our conclusions are based on the audit evidence obtained up to the date of our auditor's report. However, future events or conditions may cause the Company to cease to continue as a going concern.
- Evaluate the overall presentation, structure and content of the financial statements, including the disclosures, and whether the financial statements represent the underlying transactions and events in a manner that achieves fair presentation.

We communicate with those charged with governance regarding, among other matters, the planned scope and timing of the audit and significant audit findings, including any significant deficiencies in internal control that we identify during our audit.



**B. S. RAVIKUMAR & ASSOCIATES**  
CHARTERED ACCOUNTANTS

We also provide those charged with governance with a statement that we have complied with relevant ethical requirements regarding independence, and to communicate with them all relationships and other matters that may reasonably be thought to bear on our independence, and where applicable, related safeguards.

*for B.S Ravikumar & Associates*  
*Chartered Accountants*

Firm's Registration Number: 06101S




**B S Ravikumar**

Partner

M.No: 010218

UDIN: 21010218AAABER9618



Place: Mysuru

Date: 28<sup>th</sup> July, 2021

# **B. S. RAVIKUMAR & ASSOCIATES**


CHARTERED ACCOUNTANTS

## **Annexure B to the Independent Auditors' Report.**

Referred to in clause 1 of paragraph on the 'Report on Other Legal & Regulatory Requirement' of our report of even date to the Financial Statements of the Company for the year ended March 31, 2021:

On the basis of such checks as we considered appropriate and in terms of the information and explanations given to us, we state that:

- (i) (a) The Company has maintained proper records showing full particulars, including quantitative details and situation of fixed assets;
- (b) According to the practice of the Company, fixed assets are physically verified by the management at reasonable intervals which, in our opinion, is reasonable having regard to the size of the Company and the nature of its assets; Management has confirmed that no material discrepancies were noticed on such verification;
- (c) The Company does not own any immovable properties;
- (ii) The Company does not hold any physical inventories. Accordingly, paragraph 3(ii) of the Order is not applicable to the Company;
- (iii) The Company has not granted any loans, secured or unsecured to companies, firms, limited liability partnerships or other parties covered in the register maintained under section 189 of the Act. Accordingly, the provisions of paragraph 3(iii) (a), (b) and (c) of the Order are not applicable to the Company;
- (iv) According to the information and explanations given to us, the Company has not granted any loans, investments or provided guarantees and security for which the provisions of section 185 and 186 of the Act are applicable;
- (v) According to the information and explanations given to us, the Company has not accepted any deposits for which the provisions of Sections 73 to 76 or any other relevant provisions of the Act and the rules framed thereunder are applicable;
- (vi) As informed to us, maintenance of cost records have not been specified by the Central Government under sub-section (1) of section 148 of the Act read with the Companies (Cost Accounting Records) Rules, 2014;
- (vii) (a) According to the records of the Company, the Company is generally regular in depositing undisputed statutory dues including Provident Fund, Employees' State Insurance, Income Tax, Sales Tax, Service Tax, Duty of Customs, Duty of Excise, Goods and Service Tax, Cess and any other statutory dues with the appropriate authorities and there are no statutory dues which are outstanding for more than six months as on the last day of the financial year;




**B. S. RAVIKUMAR & ASSOCIATES**  
CHARTERED ACCOUNTANTS

(b) On the basis of our examination of the documents and records, disputed statutory dues to the extent which have not been deposited with the appropriate authorities are as under:

Statute	Nature of the Dues	Amount (Rs.)	Period to which the amount relates	Forum where the dispute is pending
ESI Act 1948	ESI	6,04,890/-	F.Y. 2013-14 to F.Y. 2018-19	Appellate Authority, Noida

Except for the dues stated in the above para, there are no other dues of Income Tax or Sales Tax or Service Tax, Custom Duty, Excise Duty, Goods and Service Tax or Cess which have not been deposited on account of any dispute;

- (viii) According to the information and explanation given to us, the Company has not defaulted in repayment of loans or borrowings to a financial institution, bank, debenture holders or the Government;
- (ix) The Company did not raise any money by way of initial public offer or further public offer (including debt instruments) and term loans during the year. Accordingly, paragraph 3(ix) of the Order is not applicable;
- (x) According to the information and explanations given to us by the management, we report that no material fraud by the Company or on the Company by its officers or employees has been noticed or reported during the year;
- (xi) The provisions of section 197 of the Act are not applicable to the Company, this being a Private Limited Company;
- (xii) In our opinion and according to the information and explanations given to us, the Company is not a Nidhi Company. Accordingly, paragraph 3(xii) of the Order is not applicable;
- (xiii) According to the information and explanations given to us and based on our examination of the records of the Company, transactions with the related parties are in compliance with Sections 177 and 188 of the Act where applicable and details of such transactions have been disclosed in the financial statements as required by the applicable accounting standards;
- (xiv) According to the information and explanations given to us and based on our examination of the records of the Company, the Company has not made any preferential allotment or private placement of shares or fully or partly convertible debentures during the year;





**B. S. RAVIKUMAR & ASSOCIATES**  
CHARTERED ACCOUNTANTS

(xv) According to the information and explanations given to us and based on our examination of the records of the Company, the Company has not entered into non-cash transactions with directors or persons connected with him. Accordingly, paragraph 3(xv) of the Order is not applicable;

(xvi) The Company is not required to be registered under Section 45-1A of the Reserve Bank of India Act 1934.

*for B.S. Ravikumar & Associates*


*Chartered Accountants*

Firm's Registration Number: 061015

  
B S Ravikumar  
Partner

M.No: 010218

UDIN: 21010218AAABER9618



Place: Mysuru

Date: 28<sup>th</sup> July, 2021

**B. S. RAVIKUMAR & ASSOCIATES**  
CHARTERED ACCOUNTANTS

**"Annexure C" to the Independent Auditor's Report of even date on the Financial Statements of VIDAL HEALTH INSURANCE TPA PRIVATE LIMITED**

**Report on the Internal Financial Controls under Clause (i) of Sub-section 3 of Section 143 of the Companies Act, 2013 ("the Act")**

We have audited the internal financial controls over financial reporting of VIDAL HEALTH INSURANCE TPA PRIVATE LIMITED ("the Company") as of March 31, 2021 in conjunction with our audit of the Financial Statements of the Company for the year ended on that date.


**Management's Responsibility for Internal Financial Controls**

The Company's management and the Board of Directors are responsible for establishing and maintaining internal financial controls based on the internal control over financial reporting criteria established by the Company considering the essential components of internal control stated in the Guidance Note on Audit of Internal Financial Controls Over Financial Reporting issued by the Institute of Chartered Accountants of India (the "Guidance Note"). These responsibilities include the design, implementation and maintenance of adequate internal financial controls that were operating effectively for ensuring the orderly and efficient conduct of its business, including adherence to Company's policies, the safeguarding of its assets, the prevention and detection of frauds and errors, the accuracy and completeness of the accounting records, and the timely preparation of reliable financial information, as required under the Companies Act, 2013.

**Auditors' Responsibility**

Our responsibility is to express an opinion on the Company's internal financial controls over financial reporting based on our audit. We conducted our audit in accordance with the Guidance Note and the Standards on Auditing, issued by ICAI and deemed to be prescribed under section 143(10) of the Companies Act, 2013, to the extent applicable to an audit of internal financial controls, both applicable to an audit of Internal Financial Controls and, both issued by the Institute of Chartered Accountants of India. Those Standards and the Guidance Note require that we comply with ethical requirements and plan and perform the audit to obtain reasonable assurance about whether adequate internal financial controls over financial reporting was established and maintained and if such controls operated effectively in all material respects.

Our audit involves performing procedures to obtain audit evidence about the adequacy of the internal financial controls system over financial reporting and their operating effectiveness. Our audit of internal financial controls over financial reporting included obtaining an understanding of internal financial controls over financial reporting; assessing the risk that a material weakness exists, and testing and evaluating the design and operating effectiveness of internal control based on the assessed risk. The procedures selected depend on the auditor's judgement, including the assessment of the risks of material misstatement of the financial statements, whether due to fraud or error.



**B. S. RAVIKUMAR & ASSOCIATES**  
CHARTERED ACCOUNTANTS

We believe that the audit evidence we have obtained is sufficient and appropriate to provide a basis for our audit opinion on the Company's internal financial controls system over financial reporting.

**Meaning of Internal Financial Controls Over Financial Reporting**

A company's internal financial control over financial reporting is a process designed to provide reasonable assurance regarding the reliability of financial reporting and the preparation of financial statements for external purposes in accordance with generally accepted accounting principles. A company's internal financial control over financial reporting includes those policies and procedures that: (1) pertain to the maintenance of records that, in reasonable detail, accurately and fairly reflect the transactions and dispositions of the assets of the company; (2) provide reasonable assurance that transactions are recorded as necessary to permit preparation of financial statements in accordance with generally accepted accounting principles, and that receipts and expenditures of the company are being made only in accordance with authorisations of management and directors of the company; and (3) provide reasonable assurance regarding prevention or timely detection of unauthorised acquisition, use, or disposition of the company's assets that could have a material effect on the financial statements.

**Inherent Limitations of Internal Financial Controls Over Financial Reporting**

Because of the inherent limitations of internal financial controls over financial reporting, including the possibility of collusion or improper management override of controls, material misstatements due to error or fraud may occur and not be detected. Also, projections of any evaluation of the internal financial controls over financial reporting to future periods are subject to the risk that the internal financial control over financial reporting may become inadequate because of changes in conditions, or that the degree of compliance with the policies or procedures may deteriorate.

**Opinion**

In our opinion, the Company has, in all material respects, an adequate internal financial controls system over financial reporting and such internal financial controls over financial reporting were operating effectively as at March 31, 2020, based on the internal control over financial reporting criteria established by the Company considering the essential components of internal control stated in the Guidance Note issued by the Institute of Chartered Accountants of India.

for B S Ravikumar & Associates

Chartered Accountants


Firm's registration number: 006101S

  
B S Ravikumar

Partner

MNo.: 010218

UDIN: 21010218AAABFR9618



Place: Mysuru

Date: 28<sup>th</sup> July, 2021

**VIDAL HEALTH INSURANCE TPA PRIVATE LIMITED**

CIN : U85199KA2002PTC030218

Regd. Office : 1st Floor, Tower 2, SJR I Park, EPIP Zone, Whitefield, Bangalore - 560 066


**BALANCE SHEET AS AT 31ST MARCH 2021**

Amt's in INR

Particulars	Note No.	As at 31st March 2021	As at 31st March 2020
<b>I. EQUITY AND LIABILITIES</b>			
<b>1. Shareholders' Funds</b>			
a) Share Capital	3	11,59,09,000	10,00,00,000
b) Reserves and Surplus	4	68,44,55,277	51,45,14,534
<b>2. Non-Current Liabilities</b>			
a) Long-term borrowings	5	12,47,65,089	-
b) Other Long term liabilities	6	6,86,20,000	20,67,768
c) Long term Provisions	7	1,06,73,999	1,16,68,960
<b>3. Current Liabilities</b>			
a) Short-term borrowings	8	2736.173	2,13,81,985
b) Trade payables			
(i) total outstanding dues of micro and small enterprises		29,15,184	4,47,452
(ii) total outstanding dues of creditors other than micro and small enterprises		2,36,18,675	4,53,33,732
c) Other current liabilities	9	12,87,96,855	9,71,17,065
d) Short-term provisions	10	7,83,52,508	8,23,96,410
<b>TOTAL I</b>		<b>1,24,08,42,760</b>	<b>87,49,27,936</b>
<b>II. ASSETS</b>			
<b>1. Non-Current Assets</b>			
a) Property, Plant and Equipment			
(i) Tangible assets	11.1	2,05,33,415	2,61,22,859
(ii) Intangible assets	11.2	3,67,99,160	4,10,18,698
b) Non-current investments	12	56,85,41,000	-
c) Deferred tax assets (net)		2,67,76,364	3,09,76,364
d) Long-term loans and advances	13	15,68,33,699	19,21,19,860
<b>2. Current Assets</b>			
a) Trade receivables	14	26,61,16,152	31,71,40,276
b) Cash and bank balances	15	7,83,96,142	6,04,82,720
c) Short term loan and advances	16	8,43,59,059	20,28,47,233
d) Other current assets	17	24,87,799	42,19,926
<b>TOTAL II</b>		<b>1,24,08,42,760</b>	<b>87,49,27,936</b>
Corporate information and significant accounting policies	1 & 2		
See accompanying notes forming part of the financial statements	23 to 38		

As per our report of even date  
for B S Ravikumar & Associates  
Chartered Accountants  
Firm's Registration No.006101S

B S Ravikumar  
Partner  
Membership No.010218



Place: Mysuru  
Date: 28th July, 2021

Shu Natani  
Company Secretary  
Membership No.38133



Place: Bengaluru  
Date: 28th July, 2021

for and on behalf of the Board of Directors of  
Vidal Health Insurance TPA Private Limited

Gristi Rao  
Managing Director  
DIN : 00973937

Place: Bengaluru  
Date: 28th July, 2021

Shankar Bali  
Joint Managing Director  
DIN : 06855352

Place: Bengaluru  
Date: 28th July, 2021

VIDAL HEALTH INSURANCE TPA PRIVATE LIMITED

CIN: U85199KA2002PTC030218

Regd. Office: 1st Floor, Tower 2, SJR 1 Park, EPIP Zone, Whitefield, Bangalore - 560 066

GASH FLOW STATEMENT FOR THE YEAR ENDED 31ST MARCH 2021

Am'ts in INR

Particulars	For the year ended 31st March 2021	For the year ended 31st March 2020
<b>A. CASH FLOW FROM OPERATING ACTIVITIES:</b>		
Profit before tax for the year	5,17,36,024	2,54,01,890
<i>Adjustments to reconcile profit before tax to cash generated by operating activities:</i>		
Depreciation and amortisation expenses	4,05,37,070	4,25,29,627
(Profit)/Loss on sale of assets	(1,03,735)	(34,414)
Finance costs	55,68,783	57,34,475
Interest Income	(45,35,167)	(53,56,879)
Operating profit before working capital changes	9,32,02,975	6,82,74,699
<i>Changes in working capital:</i>		
<i>Adjustments for (increase) / decrease in operating assets:</i>		
Trade receivables	5,10,24,124	(3,35,51,536)
Loans & advances (Other than Income Tax Payments & Refunds)	(67,11,373)	82,47,532
Other assets	17,32,127	11,90,209
<i>Adjustments for increase / (decrease) in operating liabilities:</i>		
Trade payables	(1,92,47,325)	(2,14,855)
Other liabilities	2,96,12,022	(3,03,54,898)
Provisions	(50,38,893)	6,38,884
Cash generated from operations	14,45,70,657	1,42,29,835
Direct taxes paid (net of refunds)	12,38,03,427	(2,10,75,842)
Net cash generated from / (used in) operating activities (A)	26,83,74,084	(68,46,007)
<b>B. CASH FLOW FROM INVESTING ACTIVITIES:</b>		
Payment for Property, Plant & Equipment (includes capital advances)	(3,07,29,803)	(4,05,10,387)
Receipt from Sale of Property, Plant & Equipment	1,05,450	34,414
Payments for purchase of equity instruments of other entities	(49,99,21,000)	-
Interest received	45,35,167	56,65,434
Net cash generated from / (used in) investing activities (B)	(52,60,10,186)	(3,48,10,539)
<b>C. CASH FLOW FROM FINANCING ACTIVITIES:</b>		
Proceeds from issue of shares	17,49,99,000	-
Proceeds from issuing long-term borrowings	12,47,65,089	-
Proceeds from / (Repayment) of short-term borrowings (net)	(1,86,45,812)	(1,05,08,532)
Finance costs paid	(55,68,783)	(57,34,475)
Net cash generated from / (used in) financing activities (C)	27,55,49,494	(1,62,43,007)
Net increase / (decrease) in cash and cash equivalents (A + B + C)	1,79,13,392	(5,78,99,553)
Cash and cash equivalents at the beginning of the year	6,04,82,720	11,83,82,273
Cash and cash equivalents at the end of the year	<b>Total</b> 7,83,96,112	<b>Total</b> 6,04,82,720

page 1



**VIDAL HEALTH INSURANCE TPA PRIVATE LIMITED**

CIN : U85199KA2002PTC030218

Regd. Office : 1st Floor, Tower 2, SJR, Park, EPIP Zone, Whitefield, Bangalore - 560 066.

**CASH FLOW STATEMENT FOR THE YEAR ENDED 31ST MARCH 2021**

Amt's in INR

Notes :

Particulars	For the year ended 31st March 2021	For the year ended 31st March 2020
a) Cash and cash equivalents comprises of:		
i) Cash on hand	32,110	1,28,132
ii) Balances with banks		
1) Deposit Accounts		
- Short term (due within 12 months of the date of Balance Sheet)		5,39,29,932
2) Current Accounts	7,83,64,002	64,24,656
<b>Cash and cash equivalents (Refer note 15)</b>	<b>7,83,96,112</b>	<b>6,04,82,720</b>


b) The above Cash Flow Statement has been prepared under the "Indirect Method" as set out in the Accounting Standard (AS) 3 - 'Cash Flow Statements' and presents the cash flows by operating, investing and financing activities of the Company.


c) Figures for the previous year have been re-arranged and re-grouped wherever necessary to conform with the current year's classification.


See accompanying notes forming part of the financial statements

As per our report of even date  
for B S Ravikumar & Associates  
Chartered Accountants  
Firm's Registration No. 006101S

for and on behalf of the Board of Directors of  
Vidal Health Insurance TPA Private Limited


  
B S Ravikumar  
Partner  
Membership No. 010218



  
Ishia Nataraj  
Company Secretary  
Membership No. 38133



  
Girish Rao  
Managing Director  
DIN : 00073937

  
Shankar Bali  
Joint Managing Director  
DIN : 06855352

Place: Mysuru  
Date: 28th July, 2021

Place: Bengaluru  
Date: 28th July, 2021

Place: Bengaluru  
Date: 28th July, 2021

Place: Bengaluru  
Date: 28th July, 2021

**VIDAL HEALTH INSURANCE TPA PRIVATE LIMITED**

CIN: U85199KA2002PTC030218

Regd. Office: 1st Floor, Tower-2, SJR I Park, EPIP Zone, Whitefield, Bangalore - 560 066.

**STATEMENT OF PROFIT AND LOSS FOR THE YEAR ENDED 31ST MARCH 2021**

*Am'ts in INR*

Particulars	Note No.	For the year ended 31st March 2021	For the year ended 31st March 2020.
<b>I INCOME :</b>			
a) Revenue from operations			
Income from Health Insurance/TPA services		80,16,83,392	86,76,68,137
b) Other income		1,56,58,802	83,23,655
<b>Total Revenue</b>	<b>18</b>	<b>81,73,42,194</b>	<b>87,59,91,792</b>
<b>II EXPENSES :</b>			
a) Employee benefits expense	19	32,62,09,778	34,65,74,984
b) Finance costs	20	55,68,783	57,34,475
c) Depreciation and amortisation expense	11	4,05,37,070	4,25,29,627
d) Other expenses	21	39,32,90,539	45,57,50,816
<b>Total Expenses</b>		<b>76,56,06,170</b>	<b>85,05,89,902</b>
<b>Profit(Loss) before tax</b>		<b>5,17,36,024</b>	<b>2,54,01,890</b>
<b>Tax expense :</b>			
i) Current tax		1,47,00,000	62,70,000
ii) Tax of earlier years (net) (Refer Note - 24)		2,07,53,634	
iii) Deferred tax expense / (benefit)		42,00,000	(39,00,000)
iv) MAT Credit (entitlement) / utilized		12,31,647	(17,49,109)
<b>Net Profit(Loss) after tax for the year</b>		<b>1,08,50,743</b>	<b>2,47,80,999</b>
<b>Earnings per equity share (EPS) :</b>			
Basic & Diluted	22	1.07	2.48
Corporate information and significant accounting policies.	1 & 2		
See accompanying notes forming part of the financial statements.	23 to 38		

As per our report of even date  
for **B S Ravikumar & Associates**  
Chartered Accountants  
Firm's Registration No.006101S



for and on behalf of the Board of Directors of  
Vidal Health Insurance TPA Private Limited

*[Signature]*  
**B S Ravikumar**  
Partner  
Membership No.010218



*[Signature]*  
**Isha Natani**  
Company Secretary  
Membership No.38133

*[Signature]*  
**Girish Rao**  
Managing Director  
DIN : 00073937

*[Signature]*  
**Shankar Bali**  
Joint Managing Director  
DIN : 06855352

Place: Mysuru  
Date: 28th July, 2021

Place: Bengaluru  
Date: 28th July, 2021

Place: Bengaluru  
Date: 28th July, 2021

Place: Bengaluru  
Date: 28th July, 2021

## Vidal Health Insurance TPA Private Limited

### Notes forming part of Accounts

#### 1. Company overview

Vidal Health Insurance TPA Private Limited ("the Company") is a private limited company, incorporated under the provisions of the Companies Act 2013. The Company is governed by the Insurance Regulatory and Development Authority of India ("IRDAI") (Third Party Administrator-Health-Services) Regulations, 2001 and is in the business of providing Third party Administrator ("TPA") services to insurance companies as licensed by the IRDAI via License no. 16 dated 16 May 2002 ('the license') and renewed from time to time. The Company's registered office is in Bengaluru, Karnataka.

#### 2. Significant accounting policies

##### a. Basis of preparation of financial statements

These financial statements have been prepared in accordance with Generally Accepted Accounting Principles in India (GAAP), under the historical cost convention on an accrual basis of accounting. The GAAP comprises the mandatory Accounting Standards (AS) as prescribed under Section 133 of the Companies Act, 2013 ("Act") read with Rule 7 of the Companies (Accounts) Rules, 2014, the relevant provisions of the Act and other pronouncements of the Institute of Chartered Accountants of India ("ICAI"). The accounting policies have been consistently applied by the Company, except where a newly-issued accounting standard is initially adopted or a revision to an existing accounting standard requires a change in the accounting policy hitherto in use. The financial statements are presented in Indian rupees and rounded off to the nearest rupee.

##### b. Use of estimates

The preparation of financial statements in conformity with GAAP requires management to make estimates, judgment and assumptions that affect the application of accounting policies and the reported amounts of assets and liabilities, income and expenses and the disclosure of contingent assets and liabilities on the date of financial statements. Actual results could differ from those estimates. Any revision in accounting estimates is recognized prospectively in current and future periods.

##### c. Current-non-current classification

All assets and liabilities are classified into current and non-current.

###### Assets

An asset is classified as current when it satisfies any of the following criteria:

- (a) It is expected to be realised in, or is intended for sale or consumption in, the Company's normal operating cycle;
- (b) It is expected to be realised within 12 months after the reporting date; or
- (c) It is cash or cash equivalent unless it is restricted from being exchanged or used to settle a liability for at least 12 months after the reporting date.

Current assets include the current portion of non-current financial assets. All other assets are classified as non-current.

###### Liabilities

A liability is classified as current when it satisfies any of the following criteria:

- (a) It is expected to be settled in the Company's normal operating cycle;
- (b) It is due to be settled within 12 months after the reporting date; or
- (c) The Company does not have an unconditional right to defer settlement of the liability for at least 12 months after the reporting date. Terms of a liability that could, at the option of the



## Vidal Health Insurance TPA Private Limited

### Notes forming part of Accounts

counterparty, result in its settlement by the issue of equity instruments do not affect its classification.

Current liabilities include current portion of non-current financial liabilities. All other liabilities are classified as non-current.

#### d. Revenue recognition

The Company derives its revenue primarily as service fee earned on TPA contracts entered into with insurance companies.

Revenue accrues to the Company based on the contract entered with the insurance company, in respect of policies entrusted to the Company for rendering the TPA services. The Company recognizes revenue using the proportionate/percentage completion method and is determined on the basis of contract value and associated costs.

Billing in excess of revenues recognized as at the balance sheet date is disclosed as 'Unearned receivables' included under other current liabilities. Revenues have been presented net of GST.

Advances received from customers are recorded as liabilities until all conditions for recognition are met.

Interest income is recognized using the time proportion method, based on the underlying interest rates.

#### e. Property, Plant & Equipment and Depreciation

##### *Tangible assets*

Property, Plant & Equipments are carried at cost of acquisition less accumulated depreciation. The cost of Property, Plant & Equipments includes freight, duties, taxes and other incidental expenses related to the acquisition and installation of those fixed assets. Subsequent expenditures related to an item of tangible asset are added to its book value only if they increase the future benefits from the existing asset beyond its previously assessed standard of performance.

Borrowing costs directly attributable to acquisition or construction of those assets which necessarily takes a substantial period of time to get ready for their intended use are capitalised. Other borrowing costs are accounted as an expense in the period in which they are incurred.

Advance paid towards acquisition of Property, Plant & Equipments outstanding at each balance sheet date is disclosed as long-term loans and advances. The cost of Property, Plant & Equipments not ready for intended use on such date is disclosed as capital work-in-progress.

Depreciation is provided on the straight-line method over the estimated useful life of each tangible asset as determined by the management. Depreciation for asset purchased/sold during the year is provided on a proportionate basis. Useful lives prescribed in Part C of Schedule II of the Companies Act, 2013 are considered as the maximum lives. If the management's estimate of the useful life of a fixed asset at the time of acquisition of the asset or of the remaining useful life on a subsequent review is shorter than that envisaged in the aforesaid schedule, depreciation is provided at a rate based on the management's estimate of the useful life/remaining useful life.

## Vidal Health Insurance TPA Private Limited

### Notes forming part of Accounts

Depreciation on office equipment, computers, furniture has been provided at the rates based on the following useful lives:

Category of assets	Useful life
Furniture and fittings	5 Years
Office equipment	5 Years
Computers equipment	3 Years
Motor vehicles	5 Years
Lease hold improvements	Over lease term or useful life whichever is lower

For certain categories of assets, based on internal assessment carried out, the management believes that the useful lives as given above, best represents the period over which management expects to use these assets. Hence the useful lives for these assets is different from the useful lives as prescribed under Part C of schedule II of the Companies Act, 2013.

The useful lives are reviewed by the management at each financial year-end and revised, if appropriate. In case of a revision, the unamortised/depreciable amount is charged over the revised remaining useful life.

Individual assets costing INR 5,000 or less are depreciated in full in the year of purchase.

#### *Intangible assets*

Internally generated intangible assets:

Internally generated goodwill is not recognized as an asset. With regards to other internally generated intangible assets:

- Expenditure on research activities, undertaken with the prospect of gaining new technical knowledge and understanding, is recognized in the statement of profit and loss as incurred.
- Development activities involve a plan or design for the production of new or substantially improved products or processes. Development expenditure is capitalized only if development cost can be measured reliably, the product or process is technically and commercially feasible, future economic benefits are probable, and the Company intends to and has sufficient resources to complete development and to use the asset. The expenditure capitalized includes the cost of material, direct labour, overhead costs that are directly attributable to preparing the asset for its intended use, and directly attributable borrowing costs (in the same manner as in the case of tangible fixed assets). Other development expenditure is recognized in the statement of profit and loss as incurred.

Intangible assets are amortized over their estimated useful lives, from the date they are available for use based on the expected pattern of consumption of economic benefits of the asset. Accordingly, these are being amortized on a straight line basis. In accordance with the applicable accounting standards, the Company follows a rebuttable presumption that the useful life of an intangible asset will not exceed ten years from the date when the asset is available for use. However, if there is persuasive evidence that the useful life of an intangible asset is longer than ten years, it is amortized over the best estimate of its useful life. Such intangible assets are tested annually for impairment.

## Vidal Health Insurance TPA Private Limited

### Notes forming part of Accounts

Amortizations of Intangible Assets have been provided at the following rates:

Category of assets	Useful life
Software Product / Development	3 Years

Amortization rates and useful lives are reviewed at each reporting date. If the useful life of an asset is estimated to be significantly different from previous estimates, the amortization period is changed accordingly. If there has been a significant change in the expected pattern of economic benefits from the asset, the amortization method is changed to reflect the changed pattern.

An intangible asset is derecognized on disposal or when no economic benefits are expected from its use and disposal.

Losses and gains arising from retirement / disposal / derecognition of intangible assets are measured as the difference between the net disposal proceeds, if any, and the carrying amount of the intangible asset and are recognized in the Statement of profit and loss.

#### f. Non – Current Investments

Non – Current investments are recognized and carried at cost. Cost of an investment includes acquisition charges such as brokerage, fees, duties and other charges incurred in acquisition of such investment. However, when there is a decline, other than temporary, in the value of a long term investment, the carrying amount is reduced to recognise the decline. Indicators of the value of an investment are obtained by reference to its market value, the investee's assets and results and the expected cash flows from the investment. The type and extent of the investor's stake in the investee are also taken into account.

#### g. Inventories

Inventories are valued at cost or net realizable value, whichever is lower. Cost is determined using First-In-First-Out (FIFO) method.

Inventories are stated net of write-down or allowances on account of obsolete, damaged or slow moving items.

Net realizable value is the estimated price it would fetch in the ordinary course of business.

#### h. Employee benefits

##### *Defined contribution plan*

Both the employee and the Company make specified monthly contributions, being a specified percentage of the covered employee's basic salary, towards employee provident fund to Government administered provident fund scheme which is a defined contribution plan. The Company has no further obligations under this plan beyond its monthly contributions.

##### *Defined benefit plan*

The Company provides for gratuity, a defined benefit plan covering all eligible employees. The present value of obligation under such defined benefit plan is determined based on actuarial valuation carried at the year-end using the Projected Unit Credit Method, which recognizes each period of service as giving rise to additional unit of employee benefit entitlement and measures each unit separately to build up the final obligation. The obligation is measured at the present value of the estimated future cash flows. The discount rate used for determining the present value of the obligation under defined benefit plans, is based on the market yields on Government

## Vidni Health Insurance TPA Private Limited

### Notes forming part of Accounts

securities as at the balance sheet date, having maturity periods approximating the term of the related obligation. Actuarial gains or losses are recognized immediately in the statement of profit and loss.

The plan provides a lump-sum payment to eligible employees at retirement or on termination of employment based on the salary of the respective employee and the years of employment with the Company. The gratuity liability is accrued based on an actuarial valuation at the balance sheet date, carried out by an independent actuary.

#### *Compensated absences*

The employees can carry-forward a portion of the unutilized accrued compensated absences and utilize it in future service periods or receive cash compensation on termination of employment. However, as the employees have an unconditional right to avail leave, the benefit is classified as short term employee benefit. The Company records an obligation for such compensated absences in the period in which the employee renders the services that increase this entitlement. The obligation is measured on the basis of independent actuarial valuation using the projected unit credit method.

#### i. Leases

Leases under which the company assumes substantially all the risks and rewards of ownership are classified as finance leases. Assets taken on finance lease are initially capitalized at fair value of the asset or present value of the minimum lease payments at the inception of the lease, whichever is lower. Lease payments are apportioned between the finance charge and the reduction of the outstanding liability. The finance charge is allocated to periods during the lease term so as to produce a constant periodic rate of interest on the remaining balance of the liability for each period.

Assets acquired under leases other than finance leases are classified as operating leases. The total lease rentals (including scheduled rental increases) in respect of an asset taken on operating lease are charged to the Statement of Profit and Loss on a straight line basis over the lease term unless another systematic basis is more representative of the time pattern of the benefit. Initial direct costs incurred specifically for an operating lease are deferred and charged to the Statement of Profit and Loss over the lease term.

#### j. Taxation

The current charge for income taxes is calculated in accordance with the relevant tax regulations applicable to the Company. Deferred tax assets and liabilities are recognised for the future tax consequences attributable to timing differences that result between the profit offered for income taxes and the profit as per the financial statements of the Company. Deferred tax assets and liabilities are measured using the tax rates and tax laws that have been enacted or substantively enacted by the balance sheet date.

Deferred tax assets on timing differences are recognised only if there is a reasonable certainty that sufficient future taxable income will be available against which such deferred tax assets can be realised. However, deferred tax assets on the timing differences when unabsorbed depreciation and losses carried forward exist, are recognised only to the extent that there is virtual certainty that sufficient future taxable income will be available against which such deferred tax assets can be realised. Deferred tax assets are reassessed for the appropriateness of their respective carrying values at each balance sheet date and written-down or written-up to reflect the amount that is reasonably / virtually certain (as the case may be) to be realised.

## Vidal Health Insurance TPA Private Limited

### Notes forming part of Accounts

Minimum Alternate Tax ("MAT") under the provisions of the Income Tax Act, 1961, is recognized as current tax in the statement of profit and loss. The credit available under the Act in respect of MAT is recognized as an asset only when and to the extent there is convincing evidence that the Company will pay normal income tax during the period for which MAT credit can be carried forward for set off against normal tax liability. MAT credit recognized as an asset is reviewed at each balance sheet date and written down to the extent the aforesaid convincing evidence no longer exists.

#### k. Foreign currency transactions

The Company is exposed to currency fluctuations on foreign currency transactions. Foreign currency transactions are accounted in the books of accounts at the exchange rates prevailing on the date of transaction.

The difference between the rate at which foreign currency transactions are accounted and the rate at which they are realized is recognized in the Statement of profit and loss.

Monetary foreign currency assets and liabilities at yearend are restated at the closing rate. The difference arising from the restatement is recognized in the Statement of profit and loss.

#### l. Earnings per share

Basic Earnings Per Share ("EPS") is computed by dividing the net profit attributable to the equity shareholders by the weighted average number of equity shares outstanding during the year. Diluted earnings per share is computed by dividing the net profit by the weighted average number of equity shares considered for deriving basic earnings per share and also the weighted average number of equity shares that could have been issued upon conversion of all dilutive potential equity shares. Dilutive potential equity shares are deemed converted as of the beginning of the year, unless issued at a later date. In computing diluted earnings per share, only potential equity shares that are dilutive and that either reduces earnings per share or increases loss per share are included.

#### m. Provisions and contingent liabilities

The Company creates a provision when there is a present obligation as a result of an obligating event that probably requires an outflow of resources and a reliable estimate can be made of the amount of the obligation. A disclosure for a contingent liability is made when there is a possible obligation or a present obligation that may, but probably will not, require an outflow of resources. When there is a possible obligation or a present obligation in respect of which the likelihood of outflow of resources is remote, no provision or disclosure is made.

Provision for onerous contracts, i.e. contracts where the expected unavoidable cost of meeting the obligations under the contract exceed the economic benefits expected to be received under it, are recognised when it is probable that an outflow of resources embodying economic benefits will be required to settle a present obligation as a result of an obligating event based on a reliable estimate of such obligation.

#### n. Impairment of assets

The Company periodically assesses whether there is any indication that an asset or a group of assets comprising a cash generating unit may be impaired. If any such indication exists, the

**Vidal Health Insurance TPA Private Limited**

**Notes forming part of Accounts**

Company estimates the recoverable amount of the asset. For an asset or group of assets that does not generate largely independent cash inflows, the recoverable amount is determined for the cash-generating unit to which the asset belongs. If such recoverable amount of the asset or the recoverable amount of the cash generating unit to which the asset belongs is less than its carrying amount, the carrying amount is reduced to its recoverable amount. The reduction is treated as an impairment loss and is recognized in the statement of profit and loss. If at the balance sheet date there is an indication that a previously assessed impairment loss no longer exists, the recoverable amount is reassessed and the asset is reflected at the recoverable amount subject to a maximum of depreciable historical cost. An impairment loss is reversed only to the extent that the carrying amount of asset does not exceed the net book value that would have been determined; if no impairment loss had been recognized.

**o. Cash flow statement**


Cash flows are reported using the indirect method, whereby net profit before tax is adjusted for the effects of transactions of non-cash nature and any deferrals or accruals of past or future cash receipts or payments. The cash flows from regular revenue generating, investing and financing activities of the Company are segregated.

**p. Cash and cash equivalents**

Cash and cash equivalents in the Cash flow statement comprises cash on hand, demand deposits with banks and highly liquid investments having maturity of less than 3 months that are readily convertible into known amounts of cash and which are subject to an insignificant risk of changes in value.

Accounting policies not specifically referred to otherwise are consistent and in consonance with generally accepted accounting principles.

Particulars	As at 31st March 2021		As at 31st March 2020	
	No. of Shares	Amount	No. of Shares	Amount
<b>NOTE 3 - SHARE CAPITAL</b>				
a) Authorised Share Capital - i) Equity Shares of Rs. 10/- each	3,00,00,000	30,00,00,000	1,00,00,000	10,00,00,000
b) Issued, Subscribed and Paid up Capital - i) Equity Shares of Rs. 10/- each	1,15,90,900	11,59,09,000	1,00,00,000	10,00,00,000
<b>Total</b>	<b>1,15,90,900</b>	<b>11,59,09,000</b>	<b>1,00,00,000</b>	<b>10,00,00,000</b>
c) Reconciliation of Paid up Share Capital - Opening Paid Up Equity Share Capital Add: Issued during the year Closing Paid Up Equity Share Capital	1,00,00,000 15,90,900 1,15,90,900	10,00,00,000 1,59,09,000 11,59,09,000	1,00,00,000 - 1,00,00,000	10,00,00,000 - 10,00,00,000
d) List of Share holders holding more than 5% shares				
Name of Shareholder	No. of Shares	In %'age	No. of Shares	In %'age
<b>Holding Company:</b> Vidal Healthcare Services Private Limited	1,15,90,900	100.00%	1,00,00,000	100.00%
As per the records of the Company, including its register of members/shareholders, the above shareholding represents both legal and beneficial ownership of the shares.				
e) Rights, preferences and restrictions attached to equity shares:				
1) The Company has only one class of equity share having a par value of Rs 10 each. Each holder of equity shares is entitled to one vote per share.				
2) The Company declares and pays dividends in Indian rupees. The dividend proposed by the Board of Directors is subject to the approval of the shareholders in the Annual General Meeting.				
3) In the event of liquidation of the Company, the holders of equity shares will be entitled to receive any of the remaining asset of the Company after distribution of all preferential amounts. The distribution will be in proportion to the number of equity shares held by the shareholders.				
4) Shares issued for consideration other than cash - 52,52,012 Equity Shares of Rs. 10/- each were allotted as fully paid-up bonus shares during FY 2015-16.				



Particulars		As at 31st March 2021	As at 31st March 2020
<b>NOTE: 4 - RESERVES AND SURPLUS</b>			
a) Securities premium account:			
At the beginning of the year		24,97,31,949	24,97,31,949
Add: Premium received on further issue of equity shares		15,90,90,000	-
Total a		40,88,21,949	24,97,31,949
b) Surplus / (Deficit) to the Statement of Profit & Loss -			
Opening Surplus / (Deficit)		26,47,82,585	24,00,01,586
Add: Profit / (Loss) for the year		1,08,50,743	2,47,80,999
Closing Surplus / (Deficit)		27,56,33,328	26,47,82,585
Total a + b		68,44,55,277	51,45,14,534

Particulars		As at 31st March 2021	As at 31st March 2020
<b>NOTE: 5 - LONG TERM BORROWINGS:</b>			
Term Loan from Financial Institutions: Secured Kotak Mahindra Investments Limited		17,50,00,000	-
Less: Current Maturities of Long Term Debt (Refer Note: 8)		5,02,34,911	-
Total		12,47,65,089	-

**Nature of Securities offered in respect of Secured Borrowing -**


- First pari passu charge by way of hypothecation on all movable fixed assets, current assets and Corporate Guarantee of Holding Company - Vidal Healthcare Services Private Limited, and
- First pari passu charge by way of hypothecation over all movable fixed and current assets of the Company, and
- Lien on Term Deposit with Kotak Mahindra Bank Limited, and
- Personal Guarantee and charge on immovable property owned by one of the director.
- Instruments in respect of (i) first pari passu charge by way of equitable mortgage over all immovable fixed assets of wholly owned subsidiary Vipul Medcorp Insurance TPA Private Limited (ii) first pari passu charge by way of hypothecation over all movable fixed and current assets of fellow subsidiary Vipul Medcorp Private Limited and (iii) extension of first charge by way of pledge over 30% equity share capital of Holding Company held by promoters and non disposal undertaking over balance non-investor shares, are pending execution.

**Terms of Repayment -**

Principal Repayment to be made in 30 EMI's starting from 01st June, 2021 and ending on 23rd November, 2023.

Particulars		As at 31st March 2021	As at 31st March 2020
<b>NOTE: 6 - OTHER LONG TERM LIABILITIES</b>			
Provision for Rent Straightening Deferred Consideration Payable (in respect of Investment in WOS) [Refer Note - 23]		6,86,20,000	20,67,768
Total		6,86,20,000	20,67,768

Particulars		As at 31st March 2021	As at 31st March 2020
<b>NOTE: 7: LONG TERM PROVISIONS</b>			
Provision for employee benefits - Compensated absences		1,06,73,999	1,16,68,960
Total		1,06,73,999	1,16,68,960





VIDAL HEALTH INSURANCE TPA PRIVATE LIMITED

NOTES FORMING PART OF THE FINANCIAL STATEMENTS

Am't's in INR

Particulars	As at 31st March 2021	As at 31st March 2020
<b>NOTE : 8.- SHORT TERM BORROWINGS</b>		
Secured Borrowings :- Loans repayable on Demand from Banks - Working Capital Loan from RBE Bank	27,36,173	2,13,81,985
<b>Total</b>	<b>27,36,173</b>	<b>2,13,81,985</b>
<b>Secured Borrowings from RBE Bank :-</b>		
<b>Nature of Security :</b>		
i) <b>Primary Security</b> - First pari passu charge on entire current assets of the company, both present and future, entire movable fixed assets consisting of office equipment, furniture of the company, both present and future.		
ii) <b>Guarantee</b> - Unconditional and Irrevocable Corporate Guarantee of M/s Vidal Healthcare Services Private Limited.		

Particulars	As at 31st March 2021	As at 31st March 2020
<b>NOTE : 9.- OTHER CURRENT LIABILITIES</b>		
a) Unearned revenue	4,06,50,399	4,11,15,161
b) Other payables - Withholding taxes payable Other Statutory dues payable Payable towards Purchase of fixed assets Other liabilities	52,00,586 1,44,26,229 13,33,084 1,71,53,614	69,15,670 1,61,56,948 43,71,054 2,82,40,124
c) Provision for Rent Straightening	(2,01,968)	3,15,108
d) Current Maturities of Long Term Debt	5,02,54,911	-
<b>Total</b>	<b>12,97,96,855</b>	<b>9,71,17,065</b>

Particulars	As at 31st March 2021	As at 31st March 2020
<b>NOTE: 10.- SHORT TERM PROVISIONS</b>		
a) Current portion of long-term employee benefits - Compensated absences	29,72,976	18,94,363
b) Provision for employee benefits - provision for bonus and accrued incentives provision for salary, wages and other benefits provision for contribution to PF / ESI etc., provision for other employee benefits	3,76,18,892 1,04,71,670 33,09,439 1,73,651	4,04,33,046 31,71,484 31,53,647 3,48,917
c) Others - Provision for claims	2,47,05,830	13,35,91,981
<b>Total</b>	<b>7,83,52,508</b>	<b>8,23,96,440</b>

Particulars	As at 31st March 2021	As at 31st March 2020
<b>NOTE : 12.- NON CURRENT INVESTMENTS</b>		
<i>(Valued at cost unless stated otherwise)</i>		
Unquoted Equity Instruments: Investment in wholly-owned subsidiary 48,00,000 (previous year: Nil) equity shares of Vipul Medcorp Insurance TPA Pvt Ltd (Including 1 equity share held in the name of Mr. Girish Rao, Director) [Refer Note : 23]	56,85,41,000	-
	<b>56,85,41,000</b>	



Particulars	As at 31st March 2021	As at 31st March 2020
<b>NOTE: 13 - LONG TERM LOANS AND ADVANCES</b>		
<i>(Unsecured, considered good unless otherwise stated)</i>		
Rental deposits	1,83,55,159	1,23,04,284
Fixed Deposits with Banks (under lien)	90,90,733	33,83,634
Other deposits	59,25,385	59,20,385
Advance tax and tax deducted at source, net of provision for income tax	12,34,62,422	16,43,58,448
MAT Credit Entitlement		61,73,109
	<b>15,68,33,699</b>	<b>19,21,19,860</b>

Particulars	As at 31st March 2021	As at 31st March 2020
<b>NOTE: 14 - TRADE RECEIVABLES</b>		
<i>(Unsecured)</i>		
a) Trade receivables outstanding for a period exceeding six months from the due date		
- Considered good	9,20,19,088	8,14,21,385
- Considered doubtful	65,00,549	82,83,681
	9,85,19,637	8,97,05,066
Less: Provision for doubtful receivables	(65,00,549)	(82,83,681)
<b>Total a</b>	<b>9,20,19,088</b>	<b>8,14,21,385</b>
b) Other trade receivables		
- Considered good	17,40,97,064	23,57,18,891
<b>Total b</b>	<b>17,40,97,064</b>	<b>23,57,18,891</b>
<b>Total a + b</b>	<b>26,61,16,152</b>	<b>31,71,40,276</b>

Particulars	As at 31st March 2021	As at 31st March 2020
<b>NOTE: 15 - CASH AND BANK BALANCES</b>		
a) Cash on Hand	32,110	1,28,132
b) Balances with Banks		
i) Deposit Accounts		
- Short term (due within 12 months of the date of Balance Sheet)		5,39,29,952
ii) Current Accounts	7,83,64,002	64,24,656
	<b>7,83,96,112</b>	<b>6,04,82,720</b>



VIDAL HEALTH INSURANCE TPA PRIVATE LIMITED

NOTES FORMING PART OF THE FINANCIAL STATEMENTS

Am'ts in INR

Particulars	As at 31st March 2021	As at 31st March 2020
<b>NOTE : 16 - SHORT TERM LOAN AND ADVANCES</b>		
<i>(Unsecured, considered good unless otherwise stated)</i>		
Rental deposits	65,89,739	1,69,48,576
Prepaid expenses	69,19,178	95,99,946
Prepaid Gratuity	58,72,659	39,65,113
Balance with Statutory Authorities	3,90,64,571	3,66,03,224
Employee Advance	6,52,088	14,11,333
Income Tax Refunds due		9,88,76,568
Advances to suppliers and others		
- Considered good	1,74,72,784	2,70,14,577
- Considered doubtful	36,17,113	36,17,113
	2,10,89,897	3,06,31,690
Less: Provision for doubtful advance	(36,17,113)	(36,17,113)
	1,74,72,784	2,70,14,577
EMI & Other Deposits		
- Considered good	77,88,000	84,27,296
- Considered doubtful	10,00,000	10,00,000
	87,88,000	94,27,296
Less: Provision for doubtful advance	(10,00,000)	(10,00,000)
	77,88,000	84,27,296
	8,43,59,059	20,28,47,233

Particulars	As at 31st March 2021	As at 31st March 2020
<b>NOTE : 17 - OTHER CURRENT ASSETS</b>		
Other Current Assets	24,87,799	42,19,926
	24,87,799	42,19,926



VIDAL HEALTH INSURANCE TPA PRIVATE LIMITED

NOTES FORMING PART OF THE FINANCIAL STATEMENTS

NOTE : 11 - PROPERTY, PLANT & EQUIPMENT

Am't in INR

11.1 - (i) Tangible assets

Sl.No.	Particulars	Gross Block			Accumulated Depreciation				Net Block		
		As at 1 <sup>st</sup> April 2020	Additions	Disposals	As at 31 <sup>st</sup> March 2021	As at 1 <sup>st</sup> April 2020	For the year	Deletions	As at 31 <sup>st</sup> March 2021	As at 31 <sup>st</sup> March 2021	As at 31 <sup>st</sup> March 2020
a)	Furniture and fixtures- owned	29,43,521	10,20,546	12,066	39,51,701	14,13,308	6,67,752	0,651	20,70,409	18,81,292	15,30,213
b)	Office equipment- owned	1,72,27,015	15,64,981	3,38,295	1,84,53,701	1,88,92,908	11,68,375	47,635	1,50,13,048	34,40,653	33,34,707
c)	Computer equipment - owned	6,31,54,613	57,24,230	5,36,084	6,83,42,159	4,23,92,005	1,17,51,551	8,26,744	5,33,16,812	1,50,25,347	2,07,62,006
d)	Leasehold improvements	61,96,820	-	38,90,504	23,06,316	57,00,889	3,09,803	38,90,504	21,20,193	1,86,123	4,95,931
e)	Motor Vehicles	48,01,211	-	-	48,01,211	48,01,211	-	-	48,01,211	-	-
	<b>Total (i)</b>	<b>9,43,22,580</b>	<b>83,09,757</b>	<b>47,77,249</b>	<b>9,78,55,088</b>	<b>6,81,99,721</b>	<b>1,38,97,486</b>	<b>47,75,534</b>	<b>7,73,21,673</b>	<b>2,85,33,415</b>	<b>2,61,22,859</b>

11.2 - (ii) Intangible assets


Sl.No.	Particulars	Gross Block			Accumulated Amortisation				Net Block		
		As at 1 <sup>st</sup> April 2020	Additions	Disposals	As at 31 <sup>st</sup> March 2021	As at 1 <sup>st</sup> April 2020	For the year	Deletions	As at 31 <sup>st</sup> March 2021	As at 31 <sup>st</sup> March 2021	As at 31 <sup>st</sup> March 2020
d)	Computer software	18,11,67,447	2,24,20,046	-	20,35,87,493	14,01,48,749	2,66,39,584	-	16,67,88,333	3,57,99,160	4,10,18,698
	<b>Total (ii)</b>	<b>18,11,67,447</b>	<b>2,24,20,046</b>	<b>-</b>	<b>20,35,87,493</b>	<b>14,01,48,749</b>	<b>2,66,39,584</b>	<b>-</b>	<b>16,67,88,333</b>	<b>3,57,99,160</b>	<b>4,10,18,698</b>
	<b>Total (i + ii)</b>	<b>27,54,90,027</b>	<b>3,07,29,803</b>	<b>47,77,249</b>	<b>30,14,42,581</b>	<b>20,83,48,470</b>	<b>4,05,37,070</b>	<b>47,75,534</b>	<b>24,41,10,006</b>	<b>5,33,32,575</b>	<b>6,71,41,557</b>
	<i>Previous year</i>	<i>29,24,53,894</i>	<i>4,05,10,387</i>	<i>5,74,74,254</i>	<i>27,54,90,027</i>	<i>22,32,93,097</i>	<i>4,25,29,627</i>	<i>5,74,74,254</i>	<i>20,83,48,470</i>	<i>6,71,41,357</i>	<i>6,91,60,797</i>



Particulars	For the year ended 31st March 2021	For the year ended 31st March 2020
<b>NOTE : 18 - OTHER INCOME</b>		
Other Non-operating Income -		
Interest income on Fixed Deposits	45,35,167	53,56,879
Interest income on Income Tax refund	91,87,821	-
Provision no longer payable, written Back	13,15,286	22,22,612
Empanelment receipts	-	2,76,179
Miscellaneous income	5,16,793	4,33,571
Profit on Sale of Fixed Assets	1,03,735	34,414
<b>Total</b>	<b>1,56,58,802</b>	<b>83,23,655</b>

Particulars	For the year ended 31st March 2021	For the year ended 31st March 2020
<b>NOTE : 19 - EMPLOYEE BENEFITS EXPENSES</b>		
a) Salaries and Wages -		
Salaries, Wages & Bonus to employees	28,73,27,790	30,55,16,631
b) Contribution to Provident and Other Funds -		
Provident Fund	1,64,90,084	1,80,01,499
Labour Welfare Fund	32,853	45,105
Gratuity	20,84,229	32,32,339
c) Employee stock compensation expense	55,81,434	-
d) Staff Welfare Expenses -		
Payment to Employee State Insurance Scheme	21,95,892	26,93,575
Medical Benefits	37,71,520	25,42,606
Other Staff welfare expenses	56,59,377	98,08,429
Recruitment and training expenses	30,66,599	47,34,800
<b>Total</b>	<b>32,62,09,778</b>	<b>34,65,74,984</b>

Particulars	For the year ended 31st March 2021	For the year ended 31st March 2020
<b>NOTE : 20 - FINANCE COSTS</b>		
Interest expenses	36,14,262	41,63,097
Other borrowing costs	19,54,521	15,71,378
<b>Total</b>	<b>55,68,783</b>	<b>57,34,475</b>




VIDAL HEALTH INSURANCE TPA PRIVATE LIMITED

NOTES FORMING PART OF THE FINANCIAL STATEMENTS

Am'ts in INR

Particulars	For the year ended 31st March 2021	For the year ended 31st March 2020
<b>NOTE: 21 - OTHER EXPENSES</b>		
Legal and professional charges	15,29,20,758	15,02,26,586
Payment to Auditors	16,02,121	11,03,625
Power and fuel	1,12,57,971	1,48,01,629
Staffing & Support Service charges	2,32,10,066	3,05,96,347
Travel and conveyance	1,40,98,430	3,43,42,394
Insurance	1,98,158	6,04,010
Office maintenance	1,57,00,341	1,72,01,251
Software maintenance	1,16,55,339	1,57,98,612
Printing and stationery	46,17,163	1,05,22,579
ID Card Cost & Enrollment Expenses	1,50,18,944	2,66,60,413
Claims Processing Expenses	3,04,56,349	2,98,56,401
Communication Expenses	2,36,18,431	2,18,81,652
Postage and courier	52,65,294	84,64,591
Bank charges	5,29,350	6,93,236
Rent [refer Note - 25]	4,54,94,152	5,51,12,789
Rates and taxes	26,08,916	45,16,073
Repairs and maintenance	1,89,44,947	3,37,42,391
Provision for doubtful debts	-	59,00,000
Provision for doubtful advances	-	36,17,113
Provision for claims, net	60,87,385	44,62,677
Director sitting fees	1,20,000	1,80,000
Corporate Social Responsibility	65,00,000	24,00,000
Miscellaneous expenses	33,86,421	30,66,447
<b>Total</b>	<b>39,32,90,539</b>	<b>45,57,50,816</b>

Particulars	For the year ended 31st March 2021	For the year ended 31st March 2020
<b>NOTE: 22 - EARNINGS PER SHARE (EPS)</b>		
<b>Basic &amp; Diluted Earnings Per Share -</b>		
Face value of equity share (Rs.)	10	10
Profit for the year after tax (A)	1,08,50,743	2,47,80,999
Weighted Average No. of Shares outstanding (B)	1,01,52,552	1,00,00,000
Earnings per Share (A/B)	1.07	2.48



# VIDAL HEALTH INSURANCE TPA PRIVATE LIMITED

## Notes Forming Part Of Financial Statements

### 23. Investment in Wholly Owned Subsidiary

During the year, with a view to expand & extend its business, the Company entered into a definitive "Share Sale and Purchase Agreement" on 12th November, 2020, with Vipul Medcorp Insurance TPA Pvt Ltd and its Shareholders for acquisition of whole of the Share Capital of Vipul Medcorp Insurance TPA Pvt Ltd, (IRDAI Registration No : 024), which is in the same line of business of the Company, providing "Third Party Administrator - Health Services". Pursuant to the said Agreement and on obtaining necessary approvals from Insurance Regulatory and Development Authority of India, the Company acquired whole of the Share Capital on 25th February 2021. Consequently, Vipul Medcorp Insurance TPA Pvt Ltd, has become a Wholly Owned Subsidiary of the Company, effective 25th February 2021.

As per the "Share Sale and Purchase Agreement", a part of the consideration payable to two of the erstwhile shareholders of Vipul Medcorp Insurance TPA Pvt Ltd, is deferred, which sum is shown as "Deferred Consideration Payable" under "Note - 6 Other Long Term Liabilities". The said Deferred Consideration Payable is due in August, 2022.

In accordance with the applicable Accounting Standards, acquisition costs of Rs. 1,72,54,000/- is capitalised and forms part of the cost of investment.

### 24. Contingent liabilities and commitments

Particulars.	Amt's in INR	
	For the year ended 31st March 2021	For the year ended 31st March 2020
Claims against the Company not acknowledged as debts		
Income tax demands*	5,80,67,840	5,64,11,428
Employee State Insurance**	6,04,890	6,04,890
Bank guarantees	9,40,20,000	8,90,00,000

#### \* Income tax demands

- During the FY 2008-09, the Income Tax Authorities passed an Order U/s 143(3) of the Income Tax Act, 1961 and raised demand of Rs. 70,27,243/- for A. Y. 2006-07 by disallowing certain expenses. The Company has filed an appeal against the said Order before the Commissioner of Income Tax (Appeals).
- During the FY 2011-12, the Income Tax Authorities passed an Order U/s 143(3) of the Income Tax Act, 1961 and raised demand of Rs. 32,85,981/- for A. Y. 2009-10, by disallowing certain expenses. The Company filed an appeal against the said Order before the Commissioner of Income Tax (Appeals), ("CIT(A)"). CIT (A) passed an ex parte order in June 2018. The company filed an appeal before Income Tax Appellate Tribunal against the Order of CIT (A). In Oct 2018, the Income Tax Appellate Tribunal has set aside the said Order of CIT (A) and is restored before CIT (A) for adjudication on merits.
- During the FY 2014-15, the Income Tax Authorities passed an Order U/s 143(3) of the Income Tax Act, 1961 and raised demand of Rs. 31,36,460/- for A. Y. 2011-12 by disallowing certain expenses. The Company has filed an appeal against the said Order before the Commissioner of Income Tax (Appeals) ("CIT(A)"). The appeal was dismissed by CIT (A) in February, 2018. The Company has filed an appeal before Income Tax Appellate Tribunal against the order of CIT (A). Income Tax Appellate Tribunal in February 2020 passed the order partially allowing the appeal on certain matters and with a direction to Assessing Officer for deletion of disallowance after verification for the other matter under appeal.
- During the FY 2014-15, the Income Tax Authorities passed an Order U/s 143(3) of the Income Tax Act, 1961 and raised demand of Rs. 86,38,120/- for A. Y. 2012-13 by disallowing certain expenses. The Company has filed an appeal against the said Order before the Commissioner of Income Tax (Appeals) ("CIT(A)"). The appeal was dismissed by CIT (A) in February, 2018. The Company has filed an appeal before Income Tax Appellate Tribunal against the order of CIT (A). Income Tax Appellate Tribunal in February 2020 passed the order partially allowing the appeal on certain matters and with a direction to Assessing Officer for deletion of disallowance after verification for the other matter under appeal.



**VIDAL HEALTH INSURANCE TPA PRIVATE LIMITED.**

**Notes Forming Part Of Financial Statements**

- e. During the FY 2015-16, the Income Tax Authorities passed an Order U/s 143(3) of the Income Tax Act, 1961 and raised demand of Rs. 2,06,19,080/- for A. Y. 2013-14 by disallowing certain expenses. The Company has filed an appeal against the said Order before the Commissioner of Income Tax (Appeals) ("CIT(A)"). The appeal was dismissed by CIT (A) in February, 2018. The Company has filed an appeal before Income Tax Appellate Tribunal against the order of CIT (A), Income Tax Appellate Tribunal in February 2020 passed the order partially allowing the appeal on certain matters and with a direction to Assessing Officer for deletion of disallowance after verification for the other matter under appeal.
- f. During the FY 2016-17, the Income Tax Authorities passed an Order U/s 143(3) of the Income Tax Act, 1961 and raised demand of Rs. 87,56,925/- for A. Y. 2014-15 by disallowing certain expenses. The Company has filed an appeal against the said Order before the Commissioner of Income Tax (Appeals), ("CIT(A)"). The appeal was dismissed by CIT (A) in January, 2018. The Company has filed an appeal before Income Tax Appellate Tribunal against the order of CIT (A), Income Tax Appellate Tribunal in February 2020 passed the order partially allowing the appeal on certain matters and with a direction to Assessing Officer for deletion of disallowance after verification for the other matter under appeal.
- g. The Company received Orders from the Hon'ble Karnataka High Court in October 2020, disposing the appeals filed by the Company and the Revenue, inter alia, on applicability of Section 194J on payments to hospitals, levy and computation of interest and other related matters for A.Y. 2004-05 to A.Y. 2010-11. The said orders are partly in favour of the Company, wherein the Hon'ble High Court has upheld applicability of section 194J and has upheld that interest under section 201(1A) has to be computed upto date of filing of return by the hospitals.
- Thereafter, with a view to settle the matter in respect of all the years, the Company filed applications under the Direct Tax Vivad-se Vishwas Act, 2020 ('VsV Act') during November 2020. Consequent to granting of approval by the Designated Authority a sum of Rs. 2.68 crores is recognised as "Tax of earlier years" in the "Statement of Profit and Loss." As against this said admitted liability of Rs. 2.68 Crores, a sum of Rs. 4.53 Crores had already been paid / adjusted for the said years, thereby resulting in refund of Rs. 1.84 crores.
- While the Designated Authority has issued Form 3 and has determined the liability at Rs. 2.68 Crores under the VsV Act, the Designated Authority has only allowed credit for taxes paid/ adjusted to the extent of Rs. 2.60 Crores out of Rs. 4.53 Crores. The Company is currently in discussions with the Designated Authority to grant full credit of taxes paid/ adjusted and issue refund of the balance.
- h. During the FY 2019-20, the Income Tax Authorities raised a demand for Rs.49,47,620 towards interest on Tax demand of Rs.2.06.19.080 which is under Appeal for AY 2013-14 and adjusted the same out of Refund due for AY 2017-18.
- i. During the FY 2020-21, Income Tax Authorities issued a Notice for non deduction of TDS with interest on year end provisions for FY 2016-17, FY 2017-18 and FY 2018-19 aggregating to Rs.16,56,412. TDS has been paid in the immediate succeeding months and provisions reversed based on actual liability. The company has filed an appeal on the same.

**Employee State Insurance\*\***

ESIC has demanded a sum of Rs.6,04,890/- from the Company towards non payment of ESI Contribution of the employees of Noida Branch for the period 1st March 2014 to 30th April 2018. Company contends that as the Contribution is paid under a different Branch code and is only a technical error. Company has since filed an Appeal before the Appellate Authority, Noida, after paying 25% of the demand and is confident of deletion of the demand.

**25. Operating leases**

The Company is obligated under non-cancelable operating leases for office premises. The total rental expenses under non-cancelable operating leases amounted to Rs.2,02,90,324/- for the year ended March 31, 2021 (March 31, 2020 Rs. 1,70,02,017/-)

Future minimum lease payments under non-cancelable operating leases are as follows:

Particulars	Amt's in INR	
	For the year ended 31st March 2021	For the year ended 31st March 2020
Not later than 1 year	2,11,69,885	1,64,33,139
Later than 1 year and not later than 5 years	1,76,53,425	1,69,70,655
Later than 5 years	20,528	





**VIDAL HEALTH INSURANCE TPA PRIVATE LIMITED**

**Notes Forming Part Of Financial Statements**

**26 Related party transactions**

**(a) Parties where control exists:**

- Vidal Healthcare Services Private Limited - Holding Company  
(Holding 100% of the paid up equity capital of the Company w.e.f. 13th June, 2013)
- Vipul Medcorp Insurance TPA Pvt.Ltd - Wholly Owned Subsidiary  
(Holding 100% of the paid up equity capital by the Company w.e.f. 25th February, 2021)

**(b) Key management personnel:**

The key management personnel of the Company are as mentioned below:

**Key executive management personnel:**

- Girish Raj (Managing Director)
- Shankar Bali (Jt.Managing Director)

**(c) The following is a summary of transactions with related parties -**

Particulars	Amt's in INR	
	For the year ended 31st March 2021	For the year ended 31st March 2020
<b>Vidal Healthcare Services Private Limited - Holding Company</b>		
License Fees	30,00,000	30,00,000
Communication Expenses	87,89,153	94,11,554
Rent	1,46,16,963	1,55,05,846
Employee Medical Self Fund Expenses	38,75,231	30,99,184
Employee Stock Compensation Expense	55,81,434	-
Investment Acquisition Expenses Capitalized	1,04,72,000	-
Reimbursement of expenses	1,67,61,861	2,16,48,666
<b>Key management personnel</b>		
Remuneration & Incentives	1,05,81,488	82,04,489
Reimbursement of expenses	5,10,201	7,12,343

**(d) The balance receivable and (payable) to related parties are as follows -**

Particulars	Amt's in INR	
	For the year ended 31st March 2021	For the year ended 31st March 2020
<b>Other Reimbursements -</b>		
Employee Floor Medical Floor Money	18,75,241	33,57,204
Vidal Healthcare Services Private Limited	(39,98,007)	(2,21,28,969)
Key management personnel	(8,32,825)	(25,00,000)



Notes Forming Part Of Financial Statements

27. Deferred taxation

Components of deferred tax assets and liabilities are as follows:

Particulars	Amt's in INR	
	For the year ended 31st March 2021	For the year ended 31st March 2020
<i>Deferred tax asset/(liability) arising on:</i>		
Excess of depreciation allowable under income-tax laws over depreciation provided in accounts.	47,91,654	39,98,848
Expenses disallowed under Income Tax	2,19,84,710	2,69,77,516
<b>Net deferred tax asset/(liability)</b>	<b>2,67,76,364</b>	<b>3,09,76,364</b>

28. Payment to Auditors\* (excluding GST)

Particulars	Amt's in INR	
	For the year ended 31st March 2021	For the year ended 31st March 2020
Statutory audit	6,50,000	6,50,000
Taxation matters	5,57,324	1,50,000
Other services	3,20,000	4,10,940
Out of pocket expenses	74,800	40,354
	<b>16,02,124</b>	<b>12,51,294</b>

29. The Ministry of Micro, Small and Medium Enterprises has issued an office memorandum dated 26th August 2008 which recommends that the Micro & Small Enterprises should mention in their correspondence with its customers the Entrepreneurs Memorandum Number as allocated after filing of the Memorandum in accordance with the 'Micro, Small and Medium Enterprises Development Act, 2006' (the Act). Accordingly the disclosure in respect of the amounts payable to such enterprises has been made in the financial statements based on information received and available with the Company. The Company has provided for the interest in respect of delayed payments. The Company has not received any claim for interest from any supplier as at the Balance Sheet date.

Particulars	For the year ended 31st March 2021	For the year ended 31st March 2020
The principal amount and the interest due thereon remaining unpaid to any supplier as at the end of accounting period.	46,51,921	20,84,348
The amount of interest paid by the Company along with the amount of the payments made to the supplier beyond the appointed day during the period	-	-
The amount of interest paid by the Company along with the amount of the payments made to the supplier beyond the appointed day during the period.	-	-
The amount of interest due and payable for the period of delay in making payment (which have been paid but beyond the appointed day during the year) but without adding the interest specified under this Act.	-	-
The amount of interest accrued and remaining unpaid at the end of the period.	6,91,525	4,41,761
The amount of further interest remaining due and payable even in the succeeding years, until such date when the interest dues as above are actually paid to the small enterprise.	14,612	76,198



**VIDAL HEALTH INSURANCE TPA PRIVATE LIMITED**

**Notes Forming Part Of Financial Statements**

**30. Employee benefits – Gratuity**

The Company has a gratuity plan which is a defined benefit scheme. Every employee who has completed 5 years or more of service is eligible for gratuity on separation worked out at 15 days salary (last drawn salary) for each completed year of service. The Company provides the gratuity benefit through annual contribution to a fund management by the Life Insurance Corporation of India ("LIC"). Under this plan, the settlement obligation remains with the Company, although LIC administers the plan and determines the contribution premium required to be paid by the Company.

Gratuity computations as on	31st March 2021	31st March 2020
<i>Amt's in INR</i>		
<b>Disclosure as per AS 15 - R - Defined Benefit Plans</b>		
<b>Change in benefit obligations</b>		
Obligations at period beginning - Current	8,38,347	-42,04,306
Obligations at period beginning - Non-current	1,31,96,005	1,64,37,655
Service Cost	36,88,487	33,04,245
Interest on Defined benefit obligation	8,62,101	8,50,726
Benefits settled	(28,61,086)	(24,84,123)
Actuarial (gain)/loss	(14,30,796)	1,30,155
<b>Obligations at period end</b>	<b>1,42,93,058</b>	<b>1,40,34,352</b>
Current Liability (within 12 months)	9,47,711	8,38,347
Non Current Liability	1,33,45,347	1,31,96,005
<b>Change in plan assets</b>		
Plans assets at period beginning, at fair value	1,80,00,067	1,64,37,655
Contributions and claim adjustment before conversions		
Expected return on plan assets (estimated)	12,69,855	12,91,997
Actuarial gain/(loss)	(2,34,292)	(2,39,209)
Contributions	39,91,215	29,93,747
Benefits settled	(28,61,086)	(24,84,123)
<b>Plans assets at period end, at fair value</b>	<b>2,01,65,759</b>	<b>1,80,00,067</b>
<b>Funded Status</b>		
Closing PBO	1,42,93,058	1,40,34,352
Closing Fair value of plan assets	2,01,65,759	1,80,00,067
Closing Funded status	(58,72,701)	(39,65,715)
<b>Net (Asset)/Liability recognized in balance sheet</b>	<b>(58,72,701)</b>	<b>(39,65,715)</b>
<b>Expenses recognised in the P &amp; L account:</b>		
Service cost	36,88,487	33,04,245
Interest cost	8,62,101	8,50,726
Expected return on plan assets	(12,69,855)	(12,91,997)
Actuarial (gain)/loss	(11,96,504)	3,69,364
<b>Net Gratuity Cost</b>	<b>20,84,229</b>	<b>32,32,339</b>
<b>Actual return on plan assets:</b>	<b>10,35,563</b>	<b>10,52,788</b>
<b>Actuarial (gain)/loss</b>		
Financial Assumption changes in DBO	(2,76,994)	11,12,231
Experience Adjustment on Plan Liabilities	(11,53,802)	(9,82,076)
Experience Adjustment on Plan Assets	2,34,292	2,39,209
	(11,96,504)	3,69,365



**VIDAL HEALTH INSURANCE TPA PRIVATE LIMITED**

**Notes Forming Part Of Financial Statements**

**Principal actuarial assumptions used:**

Assumptions	For the year ended 31st March 2021	For the year ended 31st March 2020
Discount factor	7.04%	6.84%
Return on plan assets	6.84%	7.74%
Expected rate of salary increase	6.00%	6.00%
Attrition rate	12.00%	12.00%
Retirement age	58	58

The estimates of future salary increases considered in actuarial valuation take account of inflation, seniority, promotion, other assumptions and other relevant factors such as supply and demand factors in the employment market.


**31. Employee benefits – Employee Stock Compensation Expenses:**

During the year ended March 31, 2016, Vidal Healthcare Services (the Holding Company) introduced the Vidal Health Employees Stock Option Scheme 2015 (ESOP 2015) to attract, retain and motivate talent, align individual performance with company objectives, and to reward performance with ownership in proportion to contribution. The options were granted by the Holding Company to its own employees and directors and also for the employees of the Company at the discretion of the Board of the Holding Company by using the intrinsic value method for valuation of Stock Options. Compensation cost of providing shares to the employees of subsidiary companies are cross charged to respective subsidiaries from the F.Y. 2020-21.

For the FY 2020-21, Company's share of cross charge in respect of Employee Stock Compensation Expense computed in accordance with the Guidance Note on "Accounting for Employee Share Based Payments" issued by ICAI is INR 55,81,434/- (Previous year: INR Nil).

**32. Disclosures in accordance with Guidance Note on Accounting for Expenditure on Corporate Social Responsibility Activities**

Particulars	Rs. In Lakhs	
	31 March, 2021	31 March, 2020
a) Gross amount required to be spent by the Company during the year:	11,83,694	19,51,006
b) Amount spent through implementation Agencies during the year ended:		
- Promotion of Health & Educational Activities	65,00,000	24,00,000



**VIDAL HEALTH INSURANCE TPA PRIVATE LIMITED**


**Notes Forming Part Of Financial Statements:**


33. The Company has not imported any goods or asset of capital nature in the current year (previous year: Rs Nil).
34. The Company has not earned any income in foreign currency (previous year: Rs Nil).
35. The Company has not incurred any expenditure in foreign currency (previous year: Rs Nil).
36. Unhedged foreign currency exposure as at March 31, 2021 is Rs. Nil (previous period: Rs Nil).
37. Previous year's figures have been regrouped / reclassified wherever necessary to conform to the current year's presentation.
38. In view of the fact that the ultimate Holding Company viz., Vidal Healthcare Services Pvt Ltd prepares and files consolidated accounts in compliance with the Accounting Standards with the Registrar as per the applicable Accounting Standards, the Company is not required to prepare the Consolidated Financial Statements in respect of its Wholly Owned Subsidiary pursuant to Clause (iii) to Second Proviso of Rule 6 of the Companies (Accounts) Rules, 2014.

As per our report of even date attached,  
for B.S Ravikumar & Associates  
Chartered Accountants  
Firm Registration Number: 006101S




for and on behalf of the Board of Directors of  
Vidal Health Insurance TPA Private Limited

  
B.S Ravikumar  
Partner  
M.No: 010218




Place: Mysuru  
Date: 28th July 2021

  
Isha Natani  
Company Secretary,  
M.No: 38133

Place: Bengaluru  
Date: 28th July 2021

  
Girish Rao  
Managing Director  
DIN: 00073937

Place: Bengaluru  
Date: 28th July 2021

  
Shankar Bali  
Joint Managing Director  
DIN: 06855352

Place: Bengaluru  
Date: 28th July 2021



## DIRECTORS' REPORT

To,  
The Members

**VIDAL HEALTH INSURANCE TPA PRIVATE LIMITED (herein after referred as "the Company")**

Your Directors submit their Nineteenth Annual Report on the business and operations of the Company along with the financial statements and Auditors Report for the year ended 31<sup>st</sup> March, 2021 ("the year") in accordance with provisions of section 134(3) of the Companies Act, 2013 ("the Act") and Rule 8 of Companies (Accounts) Rules, 2014

### **A. FINANCIAL SUMMARY AND OVERVIEW OF COMPANY'S PERFORMANCE**

#### **1. Company Performance of the Company,**

Your Directors are pleased to announce that in 2020:2021, Company has acquired Vipul Medcorp Insurance TPA and became a leading third-party administrator in the Indian insurance sector. Company manages policies approximately 120 million lives and healthcare network of over 12,000 hospitals.

Your Company has total income of Rs. 81.73 Crores. Your Company has shown consistent commitment to exemplary customer service.

The Company expects the business growth to continue on the basis of the growth of health insurance industry and our innovation and technology.

For the year ended 31<sup>st</sup> March, 2021, the Company earned total income of Rs. 81.73 Crore and reported profit before tax of Rs. 5.17 Crore, compared to total income of Rs. 87.60 Crore and profit of Rs. 2.54 Crore in the previous financial year.

#### **2. Dividend:**

Your Directors do not recommend any Dividend for the year under review.

#### **3. Share Capital**

During the year, your Company allotted 15,90,900 equity shares at face value of Rs.10/- per share at a premium of Rs. 100/- per share on rights basis to the existing members of the company. Further to the above allotment, the paid-up equity share capital has increased from Rs. 100,000,000/- as on March 31, 2020 to Rs.115,909,000/- as on March 31, 2021.

#### **4. Transfer to Reserves:**

The Board of directors of your company has decided not to transfer any amount to the General Reserve for the year under review.

#### **5. Global health pandemic from COVID-19:**

In the last month of FY 2019-2020, the COVID-19 pandemic developed rapidly into a global crisis, forcing governments to enforce lock-downs of all economic activity. For the Company, the focus immediately shifted to ensuring the health and well-being of all employees, and on minimizing disruption to services for all our customers globally. As of March, 2020, work from home was enabled to close to 70 percent of the employees to work remotely and securely.

#### **6. Transfer of Unclaimed Dividend to Investor Education and Protection Fund:**

There is no unclaimed dividend transferred to Investor Education and Protection Fund.

**VIDAL HEALTH INSURANCE TPA PRIVATE LIMITED**

(Formerly known as Vidal Health TPA Private Limited)  
Hops & Coys Office, 1st Floor, Tower-11, SJR I Park, EPIP Zone, Whitefield,  
Bangalore 560066, India. C.A. No. 108/2021. www.vidalhealthtpa.com  
CIN: U67100KA2011PTC000112



**7. Public Deposits:**

During the year, the Company has neither accepted nor renewed any 'Public Deposit' within the meaning of section 73 of the Act read with the Companies (Acceptance of Deposit) Rules, 2014. The Company has not received advance from any of its members, Directors or relatives of Directors.

**8. State of Company's affairs:**

There were no material changes with regard to the nature of business of the Company.

**9. Material Changes And Commitment, If Any, Affecting The Financial Position Of The Company After Balance Sheet:**

There were no material changes and commitments affecting the financial position of the Company, which have occurred between the end of the financial year of the Company to which the balance sheet relates to and the date of the report.

**10. A. REPORT ON PERFORMANCE AND FINANCIAL POSITION OF SUBSIDIARIES, ASSOCIATES AND JOINT VENTURE COMPANIES:**

Your Company has one wholly owned subsidiary, Vipul Medcorp Insurance TPA Private Limited. A statement in AOC-1 containing the salient features of the Financial Statement of the Subsidiary Companies is attached herewith as Annexure-1.

**Vipul Medcorp Insurance TPA Private Limited:**

For the year ended 31<sup>st</sup> March, 2021, the Company earned a total income of Rs. 60.08 Crore and reported profit of Rs. 7.43 Crore before tax, compared to total income of Rs. 50.75 Crore and profit before tax of Rs. 5.27 Crore in the previous financial year.

**B. DIRECTORS AND KEY MANAGERIAL PERSONNEL**

Your Company reports no changes in the directors and key managerial personnel of the Company. The provisions of section 149(4) read with Rule 4 of the Companies (Appointment and Qualification of Directors) Rules, 2014 of the Act for having an Independent Director on the Board of Directors do not apply to the Company. Consequently, the requirement under section 134(3)(d) of the Act with respect to furnishing a statement on declaration given by Independent Director(s) do not apply to the Company.

**C. COMPANY'S POLICY ON DIRECTORS' APPOINTMENT, REMUNERATION ETC**

The provisions of section 178 of the Act and Rule 6 of the Companies (Meetings of Board and its Powers) Rules, 2014 stipulating having Nomination & Remuneration Committee is not applicable to the Company.

**D. BOARD EVALUATION**

The provisions of section 134(3)(p) of the Act read with rule 8(4) of the Companies (Accounts) Rules, 2014 for having formal self annual evaluation by the Board of Directors are not applicable to the Company.

**E. MEETING DURING THE FINANCIAL YEAR**

• **BOARD MEETING**

During the financial year 2020-2021, the Board of Directors of the Company duly met 7 (Seven) times. The intervening gap between the two meetings was within the period as prescribed under the Companies Act, 2013. The details of all the meetings are summarized below:



Sr. No.	Serial Number of Board Meeting	Date of Meeting
1.	01/2020-21	12/06/2020
2.	02/2020-21	27/07/2020
3.	03/2020-21	20/11/2020
4.	04/2020-21	22/12/2020
5.	05/2020-21	05/02/2021
6.	06/2020-21	25/02/2021
7.	07/2020-21	26/03/2021

**Number of Board Meeting Attended by each Director:**

Sr. No.	Name of Director	Number of Meeting Attended by Director
1.	Mr. Shankaran Krishnamurthy	2
2.	Mr. Girish Rao	7
3.	Mr. Shankar Bali	7
4.	Dr. Alok Roy	2

**• COMMITTEE MEETINGS**

During the financial year 2020-2021, the members of Corporate Social Responsibility (CSR) Committee duly met two times which is mentioned below:

Sr. No.	Serial Number of Board Meeting	Date of Meeting	Name of Committee members attended
1.	01/2020-21	12/06/2020	Mr. Girish Rao Mr. K. Shankaran
2.	02/2020-21	26/03/2021	Mr. Girish Rao Mr. K. Shankaran

**F. DIRECTORS' RESPONSIBILITY STATEMENTS**


In accordance with the provisions of section 134(3)(c) and 134(5) of the Act, your Directors submit the following responsibility statements:

- In the preparation of the annual accounts, the applicable accounting standards had been followed along with proper explanation relating to material departures,
- The Directors had selected such accounting policies and applied them consistently and made judgments and estimates that are reasonable and prudent so as to give a true and fair view of the state of affairs of the Company at the end of the financial year and of the profit and loss of the Company for that period,
- The Directors had taken proper and sufficient care for the maintenance of adequate accounting records in accordance with the provisions of this Act for safeguarding the assets of the Company and for preventing and detecting fraud and other irregularities,
- The Directors had prepared the annual accounts on a going concern basis, and
- The Directors had devised proper systems to ensure compliance with the provisions of all applicable laws and that such systems were adequate and operating effectively.

**G. AUDITORS**

**a. Statutory Auditor.**

Members of the Company at the Annual General Meeting held on 30th August, 2019 had appointed M/S. B.S. Ravi Kumar & Associates, Chartered Accountants, Mysore (Firm





Registration No. 0061015) as statutory auditors of the Company for a period of Five Years i.e. from the conclusion of this Seventeenth Annual General Meeting (F.Y.2019-2020) till the conclusion of Twenty-Second Annual General Meeting (F.Y.2023-2024) of the Company.

The Company's Statutory Auditor M/S. B.S. Ravi Kumar & Associates, Chartered Accountants, Mysore (Firm Registration No. 0061015), have confirmed their eligibility and willingness to accept office:

**b. Comments on Auditors Report**

The Statutory Auditors' Report for the year does not contain any qualification, reservation or adverse remarks.

**c. Frauds reported by auditors under Section 143(12), other than those which are reportable to the Central Government.**

There were no frauds reported by auditors.

**d. Cost Auditor**

The provisions of section 148 of the Act read with rule 3 of the Companies (Cost Records and Audit) Rules, 2014 do not apply to the Company. Accordingly, the Company has not appointed the Cost Auditor.

**e. Secretarial Auditor**

The Company being a 'Private Company' and 'Unlisted Company', the provisions of section 204 of the Act read with rule 9 of the Companies (Appointment and Remuneration of Managerial Personnel) Rules, 2014 do not apply. Accordingly, the Company has not appointed a secretarial auditor.

**f. Internal Auditor:**

Your Company is not covered under Section 138 of the Companies Act, 2013 and the Rules made there under.

**H. PARTICULARS OF LOAN(S), GUARANTEE(S) OR INVESTMENT(S) MADE UNDER SECTION 186 OF THE ACT**

Your Company has complied with the provisions of Section 186 of the Companies Act, 2013 and the rules made there under with regard to loan(s), guarantee(s) and investment(s) made by the Company.

Particulars of loans given, investments made, guarantees given and securities provided along with the purpose for which the loan or guarantee or security is proposed to be utilized by the recipient are provided in the standalone financial statement.

**I. STATEMENT CONCERNING DEVELOPMENT AND IMPLEMENTATION OF RISK MANAGEMENT POLICY**

Your Company follows a well-established, detailed risk assessment and mitigation process, which is periodically reviewed in management review meetings. The Company is ISMS, ISO and BCMS



certified which ensures quality standards, information security and business continuity through periodical monitoring and control of systems.

The Company has a dedicated risk management team to facilitate reporting, updates, compliance and to provide overall guidance including training to business owners. The risk management team looks into key operational risks, as well as guidelines, policies and processes for monitoring and mitigating such risks under a business risk management framework.

The Company has trained internal personnel to make an objective assessment of the internal controls within the defined framework periodically.

**J. VIGIL MECHANISM**

Though the provisions of section 177(9) of the Act read with rule 7 of the Companies (Meetings of the Board & its Powers) Rules, 2014 are not applicable to the Company, the Company has established a Mechanism for employees to report genuine concerns under its Whistleblower Policy.

**K. INTERNAL FINANCIAL CONTROLS WITH REFERENCE TO THE FINANCIAL STATEMENTS**

Your Company has deployed mechanism to ensure adequacy of Internal Financial Controls with reference to the Financial Statements. The management periodically reviews the financial performance of your Company against the approved plans and takes necessary actions, wherever necessary.

Company continuously invests in strengthening its internal control processes. The Company has put in place an adequate system of internal control commensurate with its size and nature of business. These systems provide a reasonable assurance in respect of providing financial and operational information, complying with applicable statutes, safeguarding of assets of the Company and ensuring compliance with corporate policies. Financial policies, standards and delegations of authority have been disseminated to senior management to cascade within their departments. Procedures to ensure conformance with the policies, standards and delegation of authority have been put in place covering all activities.

**L. SIGNIFICANT / MATERIAL ORDERS PASSED BY THE REGULATORS/COURTS/TRIBUNAL**

During the year, there was no significant / material order passed by any regulator, court or tribunal on the Company impacting the going concern status and Company's operations in future.


**M. ANNUAL RETURN**

The extract of the Annual Return as needed to be provided in pursuant to the provisions of section 92 read with rule 12 of the Companies (Management and Administration) Rules, 2014 is furnished in Annexure 2 in the prescribed Form No. MGT-9 to this Report.

**N. PARTICULARS OF CONTRACTS OR ARRANGEMENTS MADE WITH RELATED PARTIES**

During the year, the Company has entered into transactions with related parties as defined under section 2(76) of the Act read with the Companies (Specification of Definitions Details) Rules, 2014, which were entered in the ordinary course of business and on arms' length basis.

The transactions entered into the company were in the ordinary course of business and on arms' length basis and are reported in Form AOC-2 in terms of Section 134 of the Act read with Rule 8 of



the Companies (Accounts) Rules, 2014 furnished in Annexure 3 to this Report. Also the details of the transactions with Related Party are provided in the Company's financial statements in accordance with the Accounting Standards.

**O. CONSERVATION OF ENERGY, TECHNOLOGY ABSORPTION, FOREIGN EXCHANGE EARNINGS AND OUTGO**

The information with respect to conservation of energy, technology absorption, Foreign Exchange Earnings and Outgo, the disclosure of which being needed under section 134(3)(m) of the Act read with rule 8 of the Companies (Accounts) Rules, 2014 are furnished in Annexure 4 to this Report.

**P. CORPORATE SOCIAL RESPONSIBILITY**

The provisions of the Corporate Social Responsibility as contained under the Companies Act, 2013 are applicable on the Company.

The brief outline of the Corporate Social Responsibility (CSR) Policy of the Company and the initiatives undertaken by the Company on CSR activities during the year are set out in Annexure-5 of this report in the format prescribed in the Companies (Corporate Social Responsibility Policy) Rules, 2014.

**Q. DISCLOSURE RELATING TO REMUNERATION**

The Company being a 'Private Company' and 'Unlisted Company' the provisions of section 197(12) of the Act read with rule 5(2) of the Companies (Appointment & Remuneration of Managerial Personnel) Rules, 2014 do not apply. Accordingly, details with respect to remuneration of employees are not furnished.

**R. GENERAL**

During the year,

- i) the Company has altered its Capital Clause (Clause V) of the Memorandum of Association of the Company by increasing the Authorized Share Capital of the Company from Rs.10,00,00,000/- (Rupees Ten Crores Only) divided into 100,00,000 (One Crore) equity shares of Rs. 10/- (Rupees Ten only) each to Rs. 30,00,00,000/- (Rupees Thirty Crores Only) divided into 3,00,00,000 (Three Crore only) equity shares of Rs. 10/- (Rupees Ten only) each by the creation of additional 200,00,000 (Two Crores) equity shares of Rs. 10/- (Rupees Ten only) each.
- ii) the Company has not issued Equity shares with differential rights as to dividend, voting or otherwise,
- iii) the employees/Directors are covered under ESOP scheme 2015 which was issued by parent company i.e. M/s Vidal Healthcare Services Private Limited. Company does not have its own ESOP scheme.
- iv) the Company has not bought back any of its securities,
- v) the Company has not issued any Sweat Equity Shares.

**S. DISCLOSURE UNDER THE SEXUAL HARASSMENT OF WOMEN AT WORKPLACE (PREVENTION, PROHIBITION AND REDRESSAL) ACT, 2013**

The Company has always been committed to provide a safe and dignified work environment, which is free of discrimination, intimidation and abuse.



The Company has adopted a policy for prevention of sexual harassment of women at workplace under the provisions of the Sexual Harassment of Women at Workplace (Prevention, Prohibition and Redressal) Act, 2013 ("Act"). The objective of this policy is to provide protection against sexual harassment of women at workplace and for redressal of complaints of any such harassment. The Company has also constituted an Internal Complaints Committee to redress the complaints received under this policy.

The following is a summary of sexual harassment complaint received and disposed-off during the year under review:

- Number of complaints received: Nil.
- Number of complaints disposed-off: Nil.

**T. HEALTH, SAFETY AND ENVIRONMENTAL PROTECTION**

Your Company has complied with all the applicable environmental laws and labour laws. The Company has been complying with the relevant laws and has been taking all necessary measures to protect the environment and maximize worker/employee protection and safety.

**U. ACKNOWLEDGEMENT AND APPRECIATION**

Your Directors acknowledge and place on record their gratitude and sincere thanks to employees, bankers, business associates, consultants and all internal and external stakeholders for their continued support extended to the Company during the year.

For and on behalf of the Board of Directors  
of Vidal Health Insurance TPA Private Limited

**GIRISH RAO**  
Managing Director  
DIN: 00073937  
Address: Plot No 132, Phase I,  
Palm Meadows, Whitefield,  
Road, Ramagundanhalli,  
Bangalore, 560066.

**SHANKAR BALI**  
Joint Managing Director  
DIN: 06855352  
Address: M-602, La Lagune, Golf  
Course Road, Sector 54,  
Sikanderpur Ghosi(68)  
Gurgaon 122002 HR IN

Place: Bangalore.  
Date: 28<sup>th</sup> July 2021

**Annexure-1**  
**Form AOC-1**

(Pursuant to first proviso to sub-Section (3) of Section 129 read with Rule 5 of Companies (Accounts) Rules, 2014)  
Statement containing salient features of the financial statement of associate company

**Part "A": Subsidiaries**


(Information in respect of each subsidiary to be presented with amounts in Rs.)

Sl. No.	Particulars	Details
1.	Name of the subsidiary.	Vipul Medcorp Insurance TPA Private Limited.
2.	Reporting period for the subsidiary concerned, if different from the holding Company's reporting period.	April, 2020-March, 2021.
3.	Reporting currency and Exchange rate as on the last date of the relevant financial year in the case of foreign subsidiaries	Indian Rupees
4.	Share capital	4,80,00,000
5.	Reserves & surplus	17,50,84,266
6.	Total assets	40,88,66,068
7.	Total Liabilities	18,57,81,802
8.	Investments	
9.	Turnover	59,61,84,894
10.	Profit before taxation	7,43,31,204
11.	Provision for taxation	1,70,22,408
12.	Profit after taxation	5,73,08,796
13.	Proposed Dividend	Nil
14.	% of shareholding	100%

For and on behalf of the Board  
of Vidal Health Insurance TPA Private Limited.

  
GIRISH RAO  
Managing Director  
DIN: 00073937

Address: Plot No 132, Phase I,  
Palm Meadows, Whitefield,  
Road, Ramagundahalli,  
Bangalore, 560066.

  
SHANKAR BALLI  
Joint Managing Director  
DIN: 06855352

Address: M-602, La Lagune, Golf  
Course Road, Sector 54,  
Sikanderpur Ghosi(68)  
Gurgaon 122002 HR, IN.

Place: Bangalore  
Date: 28.07.2021

**VIDAL HEALTH INSURANCE TPA PRIVATE LIMITED**

Annexure 2

<b>FORM NO. MGT 9</b>
<b>EXTRACT OF ANNUAL RETURN</b>
as on financial year ended on 31.03.2021
Pursuant to Section 92 (3) of the Companies Act, 2013 and rule 12(1) of the Company (Management & Administration) Rules, 2014.

**I REGISTRATION & OTHER DETAILS:**

i	CIN	U85199KA2002PTC030218
ii	Registration Date	07-03-2002
iii	Name of the Company	Vidal Health Insurance TPA Private Limited
iv	Category/Sub-category of the Company	Company limited by shares / Indian Non Government Company
v	Address of the Registered office & contact details	1st Floor, Tower 2, SIR I Park, EPIP Zone, Whitefield, Bangalore, Karnataka-560066
vi	Whether listed company	No
vii	Name, Address & contact details of the Registrar & Transfer Agent, if any.	Purva Shareregistry (India) Private Limited Unit No: 9, Ground Floor, Shiv Shakti Ind. Estt., J. R. Boricha Marg, Lower Parcel East, Mumbai, Maharashtra 400011

**II PRINCIPAL BUSINESS ACTIVITIES OF THE COMPANY**

All the business activities contributing 10% or more of the total turnover of the company shall be stated

Sl No	Name & Description of main products/services	NIC Code of the Product /service	% to total turnover of the company
1	Third Party Administration	Group 662, Class 6621 - Activities auxiliary to insurance and pension funding	100%

**III PARTICULARS OF HOLDING, SUBSIDIARY & ASSOCIATE COMPANIES.**

Sl No	Name & Address of the Company	CIN	HOLDING/ SUBSIDIARY/ ASSOCIATE	% OF SHARES HELD	APPLICABLE SECTION
1	Vidal Healthcare Services Private Limited	U74900KA2010PTC054928	Holding Company	100%	2 (46)
2	Vipul Medcorp Insurance TPA Private Limited	U67200DL1993PTC055422	Subsidiary Company	100%	2(87)(ii)



VIDAL HEALTH INSURANCE TPA PRIVATE LIMITED

IV (i) SHAREHOLDING PATTERN (Equity Share capital Break up as % to total Equity)									
Category of Shareholders:	No. of Shares held at the beginning of the year				No. of Shares held at the end of the year				% change during the
	Demat	Physical	Total	% of Total Shares	Demat	Physical	Total	% of Total Shares	
<b>A. Promoters</b>									
(1) Indian									
a) Individual/HUF*		4,851	4,851	0.05%		4,851	4,851	0.01%	-0.01
b) Central Govt.									
c) State Govt(s)									
d) Bodies Corp.		99,95,149	99,95,149	99.95%		1,15,86,049	1,15,86,049	99.96%	15,90,900
<b>SUB-TOTAL (A) (1)</b>		<b>1,00,00,000</b>	<b>1,00,00,000</b>	<b>100%</b>		<b>1,15,90,900</b>	<b>1,15,90,900</b>	<b>100.00%</b>	
(2) Foreign									
<b>SUB-TOTAL (A) (2)</b>									
<b>Total Shareholding of Promoter</b>									
<b>(A) = (A)(1)+(A)(2)</b>		<b>1,00,00,000</b>	<b>1,00,00,000</b>	<b>100%</b>		<b>1,15,90,900</b>	<b>1,15,90,900</b>	<b>100%</b>	<b>15,90,900</b>
<b>B. PUBLIC SHAREHOLDING</b>									
(1) Institutions									
<b>SUB-TOTAL (B)(1)</b>		<b>0</b>	<b>0</b>	<b>0</b>		<b>0</b>	<b>0</b>	<b>0</b>	<b>0</b>
(2) Non Institutions									
<b>SUB-TOTAL (B)(2)</b>		<b>0</b>	<b>0</b>	<b>0</b>		<b>0</b>	<b>0</b>	<b>0</b>	<b>0</b>
c) Others (specify)									
<b>SUB-TOTAL (B)(3)</b>		<b>0</b>	<b>0</b>	<b>0</b>		<b>0</b>	<b>0</b>	<b>0</b>	<b>0</b>
<b>Total Public Shareholding</b>									
<b>(B) = (B)(1)+(B)(2)</b>		<b>0</b>	<b>0</b>	<b>0</b>		<b>0</b>	<b>0</b>	<b>0</b>	<b>0</b>
<b>C. Shares held by Custodian for:</b>									
GDRs & ADRs									
<b>SUB-TOTAL (C)</b>		<b>0</b>	<b>0</b>	<b>0</b>		<b>0</b>	<b>0</b>	<b>0</b>	<b>0</b>
<b>Grand Total (A+B+C)</b>		<b>1,00,00,000</b>	<b>1,00,00,000</b>	<b>100%</b>		<b>1,15,90,900</b>	<b>1,15,90,900</b>	<b>100%</b>	<b>15,90,900</b>

\* These shares are held by Individual as a nominee of Vidal Healthcare Services Pvt. Ltd.



**VIDAL HEALTH INSURANCE TPA PRIVATE LIMITED**

(ii) **SHARE HOLDING OF PROMOTERS**

Sl No.	Shareholders Name	Shareholding at the beginning of the year			Shareholding at the end of the year			% change in share holding during the year
		NO. of shares	% of total shares of the company	% of shares pledged/encumbered to total shares	NO. of shares	% of total shares of the company	% of shares pledged/encumbered to total shares	
1	Vidal Healthcare Services Pvt. Ltd.	99,92,149	99.95%	Nil	1,15,86,049	99.96%	Nil	0.01%
2	Grish Rao	4,851	0.05%	Nil	4,851	0.04%	Nil	-0.01%
	<b>Total</b>	<b>1,00,00,000</b>	<b>100.00%</b>		<b>1,15,90,900</b>	<b>100.00%</b>		

\* These shares are held by individual as a nominee of Vidal Healthcare Services Pvt. Ltd.

(iii) **CHANGE IN PROMOTERS' SHAREHOLDING ( SPECIFY IF THERE IS NO CHANGE)**

Sl. No.	Particulars	1st Floor, Tower 2, SJR 1 Park, EPIP Zone, Whitefield		Cumulative Share holding during the year	
		No. of Shares	% of total shares of the company	No. of shares	% of total shares of the company
1	At the beginning of the year	1,00,00,000	100%	1,00,00,000	100%
2	Date wise increase/decrease in Promoters Share holding during the year specifying the reasons for increase/decrease (e.g. allotment/transfer/bonus/sweat equity etc)	15,90,900	Nil	15,90,900	Nil
3	At the end of the year	1,15,90,900	100%	1,15,90,900	100%

(iv) **Shareholding Pattern of top ten Shareholders (other than Directors, Promoters & Holders of GDRs & ADRs)**

Sl. No	For Each of the Top 10 Shareholders	Shareholding at the beginning of the year		Cumulative Shareholding during the year	
		No. of shares	% of total shares of the company	No. of shares	% of total shares of the company
1	At the beginning of the year	0	0	0	0
2	Date wise increase/decrease in Promoters Share holding during the year specifying the reasons for increase/decrease (e.g. allotment/transfer/bonus/sweat equity etc)	0	0	0	0
3	At the end of the year (or on the date of separation, if separated during the year)	0	0	0	0

(v) **Shareholding of Directors & Key Managerial Personnel (KMP)**

Sl. No	For Each of the Directors & KMP	Shareholding at the beginning of the year		Cumulative Shareholding during the year	
		No. of shares	% of total shares of the company	No. of shares	% of total shares of the company
	Mr. Grish Rao				
1	At the beginning of the year	4,851	0.05%	4,851	0.05%
2	Date wise increase/decrease in Promoters Share holding during the year specifying the reasons for increase/decrease (e.g. allotment/transfer/bonus/sweat equity etc)	Nil	Nil	Nil	Nil
3	At the end of the year	4,851	0.04%	4,851	0.04%

\* These shares are held by individual as a nominee of Vidal Healthcare Services Pvt. Ltd.





VI INDEBTEDNESS

Indebtedness of the Company including interest outstanding/accrued but not due for payment					
	Secured Loans excluding deposits	Unsecured Loans		Deposits	Total Indebtedness
Indebtness at the beginning of the financial year					
i) Principal Amount	2,13,81,985				2,13,81,985
ii) Interest due but not paid					
iii) Interest accrued but not due					
Total (i+ii+iii)	2,13,81,985				2,13,81,985
Change in Indebtedness during the financial year					
Additions:	17,50,00,000				17,50,00,000
Reduction:	1,86,45,812				1,86,45,812
Net Change	17,77,36,173				17,77,36,173
Indebtedness at the end of the financial year					
i) Principal Amount	17,77,36,173				17,77,36,173
ii) Interest due but not paid					
iii) Interest accrued but not due					
Total (i+ii+iii)	17,77,36,173				17,77,36,173

VII REMUNERATION OF DIRECTORS AND KEY MANAGERIAL PERSONNEL

A. Remuneration to Managing Director, Whole time director and/or Manager:

Sl.No	Particulars of Remuneration	Name of the MD/WTD/Manager			Total Amount
1	Gross salary	Girish Rao	Shankar Bali		
	(a) Salary as per provisions contained in section 17(1) of the Income Tax Act, 1961.				
		35,56,443	69,96,245		1,05,52,688
	(b) Value of perquisites u/s 17(2) of the Income tax Act, 1961				
		28,800			28,800
	(c) Profits in lieu of salary under section 17(3) of the Income Tax Act, 1961				
2	Stock option				
3	Sweat Equity				
4	Commission				
	as % of profit				
	others (specify)				
	Others, please specify				
5	Total (A)	35,85,243	69,96,245		1,05,81,488
	Ceiling as per the Act	N.A	N.A		N.A




8. REMUNERATION TO OTHER DIRECTORS

Sl.No	Particulars of Remuneration	Name of the Directors		Total Amount
		Dr. Alok Roy	Mr. K Shankaran	
1.	Independent Directors			
	(a) Fee for attending board committee			
	(b) Commission			
	(c) Others, please specify			
	Total (1)			
2.	Other Non-Executive Directors			
	(a) Fee for attending	60,000	60,000	1,20,000
	(b) Commission			
	(c) Others, please specify			
	Total (2)			
	Total (8)=(1+2)			
	Total Managerial Remuneration	60,000	60,000	1,20,000
	Overall Ceiling as per the Act.	N.A	N.A	N.A

C. REMUNERATION TO KEY MANAGERIAL PERSONNEL OTHER THAN MD/MANAGER/WTD

Sl. No.	Particulars of Remuneration	Key Managerial Personnel			
		CEO	Company Secretary	CFQ	Total
1.	Gross Salary:				
	Name		Isha Natanl		
	(a) Salary as per provisions contained		6,19,282		
	(b) Value of perquisites u/s 17(2) of				
	(c) Profits in lieu of salary under				
2.	Stock Option				
3.	Sweat Equity				
4.	Commission				
	as % of profit				
	others, specify				
5.	Others, please specify				
	Total		6,19,282		




**VIII PENALTIES/PUNISHMENT/COMPOUNDING OF OFFENCES**

Type	Section of the Companies Act	Brief Description	Details of Penalty/Punishment/Compounding fees imposed	Authority (RD/NCLT/Court)	Appeal made if any (give details)
<b>A. COMPANY</b>					
Penalty	NA	NA	Nil	NA	NA
Punishment	NA	NA	Nil	NA	NA
Compounding	NA	NA	Nil	NA	NA
<b>B. DIRECTORS</b>					
Penalty	NA	NA	Nil	NA	NA
Punishment	NA	NA	Nil	NA	NA
Compounding	NA	NA	Nil	NA	NA
<b>C. OTHER OFFICERS IN DEFAULT</b>					
Penalty	NA	NA	Nil	NA	NA
Punishment	NA	NA	Nil	NA	NA
Compounding	NA	NA	Nil	NA	NA

For and on behalf of the Board  
of Vidal Health Insurance TPA Private Limited

  
**GIRISH RAO**  
Managing Director  
DIN: 00073937

Address: Plot No 132, Phase I, Palm  
Meadows, Whitefield, Road,  
Ramagundalahalli, Bangalore, 560066.

  
**Shankar Ball**  
Joint Managing Director  
DIN: 06855352

Address: M-602, La Lagune, Golf  
Course Road, Sector 54,  
Sikanderpur Ghosi(68)  
Gurgaon-122002 HR IN

Place : Bangalore

Date : 28th July, 2021

**VIDAL HEALTH INSURANCE TPA PRIVATE LIMITED**

**Form No. AOC-2 (Annexure 3)**

(Pursuant to clause (h) of sub-section (3) of section 134 of the Act and Rule 8(2) of the Companies (Accounts) Rules, 2014)

Form for disclosure of particulars of contracts/arrangements entered into by the company with related parties referred to in sub-section (1) of section 188 of the


Companies Act, 2013 including certain arm's length transactions under third proviso thereto


1. Details of contracts or arrangements or transactions not at arm's length basis

There were no contracts or arrangements or transactions entered in to during the year ended 31st March, 2021, which were not on arm's length basis

Name of related party	Nature of relationship	Nature of Contract	Duration of Contract	Date of approval by board	Salient terms	Amount in INR
1. Mr. Girish Rao (Managing Director)	Key Managerial Personnel	Managerial Remuneration	Not Applicable	26.09.2016	As per Contract	35,85,243
2. Mr. Shankar Bajaj (Joint Managing Director)	Key Managerial Personnel	Managerial Remuneration	3 years	03.10.2019	As per Contract	69,96,245
3. M/s. Vidal Healthcare Services Private Limited	Holding Company	License Fees	Ongoing		As per agreement	30,00,000
4. M/s. Vidal Healthcare Services Private Limited	Holding Company	Communication Expenses	Ongoing		Ordinary Course of business	87,89,153
5. M/s. Vidal Healthcare Services Private Limited	Holding Company	Rent	Ongoing	17.01.2020	As per agreement	146,16,963
6. M/s. Vidal Healthcare Services Private Limited (Employees Float Medical Money)	Holding Company	Reimbursement of expenses	Ongoing	16.05.2019	As per agreement	38,75,231
7. Mr. Girish Rao (Managing Director)	Key Managerial Personnel	Reimbursement of expenses	Not Applicable		Not Applicable	5,10,201
8. M/s. Vidal Healthcare Services Private Limited	Holding Company	Reimbursement of expenses	Ongoing		Ordinary Course of business	167,61,861
9. M/s. Vidal Healthcare Services Private Limited	Holding Company	ESOP Cross charge	N.A.		Ordinary Course of business	55,81,434

For and on behalf of the Board of Directors  
of Vidal Health Insurance TPA Private Limited

  
GIRISH RAO  
Managing Director  
DIN: 00073937

  
SHANKAR BAJAJ  
Joint Managing Director  
DIN: 06855352

Address: Plot No 132, Phase I, Palm Meadows,  
Whitefield, Road, Ramagundanhalli,  
Bangalore, 560066.  
Place: Bangalore  
Date: 28th July, 2021

Address: M-602, La Lagune, Golf Course Road, Sector  
54, Sikanderpur Ghosi (68), Gurgaon, 122002 HR IN

Annexure 4:

The information about conservation of energy, technology absorption, foreign exchange earnings and outgo are as follows in pursuant to section 134(3)(m) of the Act:

**(A) Conservation of energy:**

(a) the steps taken or impact on conservation of energy;	Whenever possible, energy conservation measures have been implemented and there were no major areas where further energy conservation measures could be taken. However, efforts to conserve and optimize the use of energy through improved operational methods and other means would continue.
(ii) the steps taken by the company for utilizing alternate sources of energy;	NIL
(iii) the capital investment on energy conservation equipments;	NIL

**(B) Technology absorption:**

(i) the efforts made towards technology absorption;	Your Company has invested significantly in enhancing its technology platform to bring in operational efficiencies.
(ii) the benefits derived like product improvement, cost reduction, product development or import substitution;	Product Improvement
(iii) in case of imported technology (imported during the last three years reckoned from the beginning of the financial year);  a) the details of technology imported; b) the year of import; c) whether the technology been fully absorbed; d) if not fully absorbed, areas where absorption has not taken place, and the reasons thereof.	NIL
(iv) the expenditure incurred on Research and Development.	NIL

**(C) Foreign exchange earnings and outgo:**

(The Foreign Exchange earned in terms of actual inflows during the year and the Foreign Exchange outgo during the year in terms of actual outflows.)



Foreign Exchange Earning:  
Foreign Exchange Outgo:

NIL  
NIL



For and on behalf of the Board of Directors  
of Vidal Health Insurance TPA Private Limited


**GIRISH RAO**  
Managing Director

DIN: 00073937

Address: Plot No 132, Phase I, Palm Meadows,  
Whitefield, Road, RamagundanaHalli, Bangalore,  
560066.

**SHANKAR BALI**  
Joint Managing Director

DIN: 06855352

Address: M-602, La Lagune, Golf  
Course Road, Sector 54,  
Sikanderpur Ghosi(68)  
Gurgaon-122002 HR IN

Place: Bangalore

Date: 28<sup>th</sup> July, 2021

Annexure-5.

ANNUAL REPORT ON CSR ACTIVITIES

1. A brief outline of the company's CSR policy, including overview of projects or programs proposed to be undertaken to the CSR policy and projects or programs:

Vidal Health Insurance TPA Private Limited CSR policy is aimed at demonstrating care for the community through its focus on education & skill development, health & wellness and environmental sustainability. The projects undertaken are within the broad framework of Schedule VII of the Companies Act, 2013.

2. The composition of the CSR committee: In accordance with Section 135 of the Companies Act 2013 read with applicable Rules, the Company has constituted a Corporate Social Responsibility (CSR) Committee which comprises of Mr. Girish Rao and Mr. K. Shankaran as Members.

3. Average net profit of the company for last three financial years for the purpose of computation of CSR: 59,184,722

4. Prescribed CSR Expenditure (two per cent of the amount as in item 3 above): Rs. 11,83,694

5. Amount spent on CSR during the financial year: Rs.65,00,000.

6. We hereby confirm on behalf of CSR Committee that the implementation and monitoring of CSR Policy, is in compliance with CSR objectives and Policy of the Company:

For and on behalf of the Board of Directors  
of Vidal Health Insurance TPA Private Limited

  
GIRISH RAO

Managing Director

DIN: 00073937

Address: Plot No 132, Phase I, Palm Meadows,  
Whitefield, Road, Ramagundanhalli, Bangalore,  
560066.

  
SHANKAR BALI

Joint Managing Director

DIN: 06855352

Address: M-602, La Lagune, Golf  
Course Road, Sector 54,  
Sikanderpur Ghosi(68)  
Gurgaon 122002 HR-IN

Place: Bangalore

Date: 28<sup>th</sup> July, 2021




# IRDA Annual Report for Financial Year 2020-21

## Annual Report by Third Party Administrator

As per Regulations 19 (9) of IRDA (TPA-Health Services Regulations, 2016 - Form TPA 8

<b>1</b>	<b>PARTICULARS OF THE TPA:</b>		
<b>1.1</b>		Name of the TPA :	<b>VIDAL HEALTH INSURANCE TPA PRIVATE LIMITED</b>
<b>1.2</b>	<b>(A)</b>	Address - Registered Office:	1 <sup>st</sup> Floor, Tower 2, SJR i Park, EPIP Zone, Whitefield,
			Pin code: 560066; Landline No: 080-40125678
			E-mail: shankar.bali@vidalhealthtpa.com Fax No: 080-28418216

<b>1.3</b>	<b>Financial Year</b>	<b>Directors as on 31<sup>st</sup> Mar 2021</b>
	Board of directors as on 31/03/2021 (end of concerned YF) 2020-21 and changes in the board since the date of statement of the preceding year.	<div style="text-align: center;">Mr. Shankaran Krishnamurthy</div> <hr/> <div style="text-align: center;">Mr. Girish Rao</div> <hr/> <div style="text-align: center;">Dr. Alok Roy</div> <hr/> <div style="text-align: center;">Mr. Shankar Bali</div>






# IRDA Annual Report for Financial Year 2020-21

## 1.4 Directors' Details

Sr. No.	Name of Director and DIN No.	Age	Address with telephone no., Mobile no., e-mail	Details of Directorship in other Companies	Particulars of Change in Board (Cession / Appointment)	Date of Change in Board
1	SHANKARAN KRISHNAMURTHY DIN:00043205	68 Yrs	No.124,II CROSS,II MAIN SARVABHOWMANAGAR.BILIKANAHALLI BANGALORE 560017 Telephone:080-22218817 Email: ks@ttkprestige.com	1. TTK Healthcare Limited 2. TTK Prestige Limited 3. TTK Services Private Limited 4. TTK Property Services Private Limited	No Change	No change
2	GIRISH RAO DIN:00073937	59 Yrs	PLOT NO 132, PHASE I, PALM MEADOWS, WHITEFIELD ROAD, RAMAGUNDANAHALLI BANGALORE 560066 Telephone:080-40125678 Email: girish.rao@vidalhealth.com	1. TTK Healthcare Limited 2. Vidal Healthcare Services Pvt ltd 3. Vidal Health Best Doctors Pvt ltd 4. Intenhealth Technologies Pvt ltd 5. Vipul Medcare Pvt ltd 6. Vipul Medcorp Insurance TPA Pvt ltd	Appointment Appointment	12.11.2020 25.02.2021
3	DR. ALOK ROY DIN:01313964	63 Yrs	17, BALLYGUNGE PARK ROAD PALLAVI APPARTMENTS, 4TH FLOOR, FLAT S-4 KOLKATA 700019 Telephone:033-66520000 Email:alok.roy@medicasynergie.in	1. A J Enterprises Limited 2. Confederation of Eastern Chamber of Commerce and industry 3. Bengal Faith Health Care Pvt ltd 4. Medica Synergie Private ltd	Cessation	17.7.2020
4	SHANKAR BALI DIN: 06855352	55 Yrs	M-602, La Lagune, Golf Course Road, Sector 54, Sikanderpur Ghosi(68) Gurgaon 122002 HR IN	1. Aether Infotech Pvt ltd 2. Vipull Medcorp Insurance TPA Pvt ltd	Appointment	25.2.2021




# IRDA Annual Report for Financial Year 2020-21

1.5 Details of Chief Executive Officer (CEO)						
Sr. No.	Name of CEO	Age	Address with telephone no., Mobile no., e-mail	Qualifications	Details of Directorship in other Companies	Date of joining with TPA Company as a CEO
1	Mr. Shankar Bali	55 Yrs	M-602, La Lagune, Golf Course Road, Sector 54, Sikanderpur Ghosi(68) Gurgaon 122002 HR IN M.: 9136030000 email: shankar.bali@vidalhealthtpa.com	Masters in Business Administration	Aether Infotech Pvt Ltd	12th June 2020

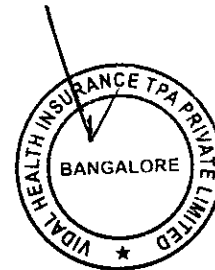
1.6 Details of Chief Administrative Officer (CAO)						
Sr. No.	Name of CAO	Age	Address with telephone no., Mobile no., e-mail	Qualifications	Details of Directorship in other Companies	Date of joining with TPA Company as a CAO
1	Mrs. Sudha Kulkarni	67 yrs	B-8, Suprabhat Society, Dnyan Mandir Road, Dadar (w), Mumbai-400 028. Mobile No. : 9967006203 E-mail : sudha@vidalhealthtpa.com	B.Sc, Fellow, Federation of Insurance Institutes	Nil	1st Apr 2007

1.7 Details of Chief Medical Officer (CMO)						
Sr. No.	Name of CMO	Age	Address with telephone no., Mobile no., e-mail	Qualifications	Details of Directorship in other Companies	Date of joining with TPA Company as CMO
1	Dr. Smitha Samdariya	45 yrs	D-604, Adarsh Gardens, 47th A Cross 8 <sup>th</sup> Block Jayanagar, Bangalore-560041 ph. 9916927569, Email: smitha.samdariya@vidalhealthtpa.com	MBBS, MHA	Nil	01 <sup>st</sup> July 2019



# IRDA Annual Report for Financial Year 2020-21

1.8 Name and Address of Auditors					
Sl.no	Particulars	Name of Auditor	Address	Telephone No.	e-mail
1	Statutory Auditors	M/s BS Ravikumar & Associates, Chartered Accountants	No.73, 2nd Floor, Madvesha Complex, Malai Mahadeshwara Road, Nazarbad, Mysore:570010	9448229994	<a href="mailto:mail@bsra.in">mail@bsra.in</a>
2	Internal Auditors	M/s RVK & Co, Chartered Accountants	No 17 & 19 (1st Floor), Cannon Smith Road, Gopalapuram, Chennai 600086	9841039837	<a href="mailto:ca.rvkrishnan@gmail.com">ca.rvkrishnan@gmail.com</a>




# IRDA Annual Report for Financial Year 2020-21

**Form TPA-8**

**Annual Report by Third Party Administrators: Enumeration of TPA Services provided**


**Periodicity of Submission: Annually**

Particulars	Value in INR
a. Claims serviced under health insurance policies by way of Pre-Authorization of cashless treatment or settlement of claims other than cashless claims or both	28,00,59,40,314
b. Servicing of Claims for Hospitalization cover under Personal Accident Policy & Domestic Travel policy	-
c. Pre-insurance medical examination in connection with underwriting of health insurance policies.	-
d. Health Services in respect of Foreign Travel Policies and health policies issued by Indian Insurers covering medical treatment or hospitalization outside India	-
e. Health Services in respect of Foreign Travel policies issued by Foreign Insurers for policy holders who are travelling to India	-
f. Servicing of non-insurance healthcare schemes as mentioned in Regulation 22(3) of these regulations	6,65,80,54,695
g. Any other services as may be mentioned by Authority	-
1.10.a.Number of agreements with Network Providers	7981
1.10.b.Number of agreements with Doctors	116
No. of insurers with whom agreements entered with.	21
Lives covered under Health Policies (to be reported as per provisions of Reg. 14 of TPA Regulations and Circular in the matter issued by the Authority)	4,77,09,827
Policies Served (to be reported as per provisions of Reg. 14 of TPA Regulations and Circular in the matter issued by the Authority)	3,16,743
Number of Hospitals tied up by the TPA (beginning of concerned FY)	7708
Hospitals tied up during (for the concerned FY)	311
Total Hospitals terminated or removed during (concerned FY)	38



# IRDA Annual Report for Financial Year 2020-21

1.12 Summary of TPA services:				
Sr. No.	Particulars of Services	No. of Policies Serviced	No. of lives Serviced	Amount of Premium Serviced wherever available. (in INR)
1	Individual / Retail Health Insurance Policies	3,15,277	6,69,767	3,08,13,01,660
2	Group Health Insurance Policies (other than RSBY or other similar policies issued by insurers)	1462	33,50,955	12,33,36,98,291
3	Policies issued under RSBY or other similar policies issued by insurers	4	4,36,89,104	815,67,49,268
4	Pre-Insurance Medical Examination	Nil	Nil	Nil
5	Foreign Travel Policies issued by Indian insurer	Nil	Nil	Nil
6	Foreign Travel Policies issued by Foreign insurer	Nil	Nil	Nil
7	Non-insurance healthcare schemes sponsored by Central / State Government.	3	6,58,66,320	NA




# IRDA Annual Report for Financial Year 2020-21

## Schedule – 1, FORM TPA – 8-RA

Revenue Account for the year ended 31<sup>st</sup> March 2021

Expenses			Income		
I	Directors' remuneration	1,05,81,488	I.	Income	
			a	Income from insurers (Indian & foreign)	
II	Staff expenses			Towards Health Services of the Individual policies issued by Indian Insurers	12,49,00,255
a.	Salaries, provident fund	30,09,34,902		Towards Health Services of the Group Insurance policies issued by Indian Insurers	56,28,05,033
b.	Other benefits	1,46,93,388		Towards Non Insurance Services rendered	11,39,78,104
III	Office expenses		b	Income – From others	1,11,23,635
a	Rent, rates and taxes	4,81,03,068	c	Investment Income	45,35,167
b	Electricity, water	1,13,90,305	d	Profit on sale of investments or assets	0
c	House-keeping and Cleaning	1,55,68,007			
d	Others	33,86,421			
e	Travel	1,40,98,430			
h	Post, telecommunication ,Printing & stationeryand similar expenses	3,35,00,888			
i	Audit fees	16,02,124			
j	Legal & Professional Expenses	15,29,20,758			
k	Repairs and maintenance	1,89,44,947			
l	Depreciation	4,05,37,070			
m	Motor Vehicle Expenses				
n	Loss on sale of investments or assets				
O	Corporate Social Responsibility	65,00,000			




# IRDA Annual Report for Financial Year 2020-21

IV	Operating Expenses	9,28,44,374		
	Profit/Loss for the year	5,17,36,024		
		81,73,42,194		81,73,42,194

**Schedule – 2, FORM TPA – 8-PL**

**Profit and Loss Appropriation Account for the year ended 31st March 2021**

Particulars	Amount (Rs.)	Particulars	Amount (Rs.)
Loss Brought Forward		Profit Brought Forward	26,47,82,585
Loss for the year		Profit for the year	5,17,36,024
Dividend for the year		Transfer from reserves	
Tax on Dividend		Loss Carried forward	
Transfer of Reserves		Deferred tax credit	
Other allocations from profit			
Provision for taxation	147,00,000		
Deferred tax liability	54,31,647		
Taxation of earlier year	2,07,53,634		
Profit carried forward	27,56,33,328		




# IRDA Annual Report for Financial Year 2020-21

**Schedule – 3, FORM TPA – 8-BS**

**Balance Sheet as at 31st March 2021**


Liabilities	Amount (Rs.)	Amount (Rs.)	Assets	Amount (Rs.)	Amount (Rs.)
<b>Authorized Capital</b>	30,00,00,000		Building / Properties Cost	-	
Issued & Paid Up Capital		11,59,09,000	Less Depreciation	-	-
<b>Reserves &amp; Surplus</b>			Furniture & Fixtures	39,51,701	
Share Premium	40,88,21,949		Less Depreciation	(20,70,409)	18,81,292
Balance in profit and loss account	27,56,33,328	68,44,55,277			
<b>Amounts Due to</b>			Air Conditioners	-	
a) Insurers		-	Less Depreciation	-	-
b) Hospitals					
c) Doctors			Electrical Installation		
d) Others			Less Depreciation		
<b>Secured Loan</b>			Office Equipments	1,84,53,701	
		-	Less Depreciation	(1,50,13,048)	34,40,653
Long term liabilities		20,40,59,088	Computer software	27,19,29,652	
			Less Depreciation	(22,01,05,145)	5,18,24,507
<b>Unsecured Loan</b>		-			
			Motor Vehicles	48,01,211	
Deferred Tax Liability			Less Depreciation	(48,01,211)	-
<b>Bank Overdraft</b>		27,36,173	Leasehold improvements	23,06,316	
			Less Depreciation	(21,20,193)	1,86,123





# IRDA Annual Report for Financial Year 2020-21

<b>Current Liability</b>				
Sundry Creditors	2,65,33,859		Investments	-
Provisions	7,83,52,508		Government Securities (Market Value)	
Others	12,87,96,855	23,36,83,222	Loan & Debenture (Market Value)	
			Other Investments (Market Value)	
			Non Current Investments	56,85,41,000
			Deferred Tax Asset (Net)	2,67,76,364
			Long Term Loans and Advances	15,68,33,699
			Receivables	
			From Insurers	26,61,16,152
			Others	- 26,61,16,152
			Cash & Bank Balances	7,83,96,112
			Other Current Assets	8,68,46,858
<b>TOTAL</b>		<b>124,08,42,760</b>	<b>TOTAL</b>	<b>124,08,42,760</b>




# IRDA Annual Report for Financial Year 2020-21

## Schedule – 4

### Schedule of Income received towards various activities during the FY 2020-21

Sl No	Description	Amount (in INR)
1	Towards Health Services of the individual policies issued by Indian Insurers	12,49,00,255
2	Towards Health Services of the Group insurance policies issued by Indian Insurers	56,28,05,033
3	Towards Pre-insurance Medical examination	Nil
4	Towards Health Services in the foreign jurisdiction in respect of the policies issued by Indian Insurers	Nil
5	Towards Non Insurance Services rendered	11,39,78,104
6	Towards Servicing of policies issued by foreign Insurers	Nil
7	Others (to specify)	Nil




# IRDA Annual Report for Financial Year 2020-21

## Schedule – 5

### Schedule of apportionment of Expenses to various activities during the FY 2020-21

Sl No	Description	Expenses incurred during the FY (Amt. INR in)
1	Health Services of the policies issued by Indian Insurers	65,67,57,290
2	Health Services in the foreign jurisdiction in respect of the policies issued by Indian Insurers	Nil
3	Non Insurance Services rendered	10,88,48,880
4	Servicing of policies issued by foreign Insurers	Nil
5	Other Expenses Incurred (to specify)	Nil




# IRDA Annual Report for Financial Year 2020-21

## Schedule – 6


### 1. Data of claims received during the year 2020-21

Type of Policy	Particulars	Particulars Code	Benefit Based Policies Number of Claims	Benefit Based Policies Amount of Claims	Cashless Claims Number of Claims	Cashless Claims Amount of Claims	Reimbursement Claims Number of Claims	Reimbursement Claims Amount of Claims
Individual	Data of claims during the year : Details of claims reported during the year	3101308	0	0	20,186	2,25,00,09,703	27,771	2,39,58,11,090
Individual	Data of Settled Claims : Within 1 month from date of receipt of claim	3101309	0	0	21,257	1,46,47,80,573	23,129	1,18,47,89,094
Individual	Data of Settled Claims : Between 1 – 3 Months	3101310	0	0	3,615	22,55,22,008	1,496	9,38,50,143
Individual	Data of Settled Claims : Between 3 to 6 Months	3101311	0	0	549	3,75,14,406	233	1,00,86,432
Individual	Data of Settled Claims : More than 6 months	3101312	0	0	272	1,40,43,958	171	54,52,739
Individual	Data of Settled Claims : Amount of claim partially disallowed owing to the Terms and Conditions of the policy	3101313	0	0	-	60,42,05,270	-	76,61,89,423
Individual	Data of Claims recommended for repudiation : Within 1 month from date of receipt of claim	3101314	0	0	109	43,59,996	1,083	7,61,15,555
Individual	Data of Claims recommended for repudiation : Between 1 – 3 Months	3101315	0	0	47	32,57,502	957	5,72,72,517
Individual	Data of Claims recommended for repudiation : Between 3 to 6 Months	3101316	0	0	28	30,20,425	712	3,51,65,433
Individual	Data of Claims recommended for repudiation : More than 6 months	3101317	0	0	36	33,25,474	1,004	4,78,87,567
Individual	Data of Claims Outstanding : Within 1 month from date of receipt of claim	3101318	0	0	1,586	15,90,64,651	2,905	16,87,04,325
Individual	Data of Claims Outstanding : Between 1 – 3 Months	3101319	0	0	304	2,57,92,257	889	4,53,97,574
Individual	Data of Claims Outstanding : Between 3 to 6 Months	3101320	0	0	151	1,41,20,645	675	3,00,34,463
Individual	Data of Claims Outstanding : More than 6 months	3101321	0	0	322	1,44,78,595	735	1,91,16,678
Group	Data of claims during the year : Details of claims reported during the year	3101308	0	0	9,69,929	15,76,05,06,051	1,81,982	7,59,96,13,470
Group	Data of Settled Claims : Within 1 month from date of receipt of claim	3101309	0	0	8,97,250	11,05,29,66,997	1,45,582	4,08,11,91,429
Group	Data of Settled Claims : Between 1 – 3 Months	3101310	0	0	37,387	1,24,95,19,027	7,696	31,25,06,757
Group	Data of Settled Claims : Between 3 to 6 Months	3101311	0	0	20,759	34,54,58,917	1,038	2,88,39,636



# IRDA Annual Report for Financial Year 2020-21


Group	Data of Settled Claims : More than 6 months	3101312	0	0	43,460	61,58,85,572	324	1,14,22,209
Group	Data of Settled Claims : Amount of claim partially disallowed owing to the Terms and Conditions of the policy	3101313	0	0	-	2,94,10,57,711	-	2,10,87,11,959
Group	Data of Claims recommended for repudiation : Within 1 month from date of receipt of claim	3101314	0	0	13,571	30,63,97,542	8,296	35,13,90,518
Group	Data of Claims recommended for repudiation : Between 1 – 3 Months	3101315	0	0	2,813	12,43,63,938	4,977	16,14,92,421
Group	Data of Claims recommended for repudiation : Between 3 to 6 Months	3101316	0	0	2,079	4,93,58,275	3,755	11,23,79,539
Group	Data of Claims recommended for repudiation : More than 6 months	3101317	0	0	3,149	7,69,84,016	5,147	11,60,23,175
Group	Data of Claims Outstanding : Within 1 month from date of receipt of claim	3101318	0	0	36,894	1,05,93,49,852	14,034	44,57,75,141
Group	Data of Claims Outstanding : Between 1 – 3 Months	3101319	0	0	10,298	26,72,77,721	4,789	13,97,39,025
Group	Data of Claims Outstanding : Between 3 to 6 Months	3101320	0	0	6,863	12,50,91,054	4,734	12,63,21,677
Group	Data of Claims Outstanding : More than 6 months	3101321	0	0	39,533	44,80,61,509	4,902	8,34,68,973



# IRDA Annual Report for Financial Year 2020-21

## Form TPA-6D Declaration and Undertaking by TPA Company


Particulars	Accept_Or_Reject
CEO or CAO possesses the requisite qualifications and practical training as specified by Insurance Regulatory and Development Authority of India. The CEO, CAO of the company is / are also fit and proper as per Regulation 11 of the TPA Regulations. Such a CEO or CAO are engaged in day to day administration of the activities of the TPA and also in ensuring compliance of regulatory requirements.	Accept
The TPA Company is not engaged in any other business apart from Health Services by TPAs, as defined in the TPA regulations.	Accept
A Director with required medical qualification and an appointed Chief Medical Officer have valid registration with the Medical Council of India or Medical Council of the state.	Accept
None of the director(s), promoter(s), shareholder(s), and Key managerial personnel of our company is or are, directly or indirectly engaged in any other insurance or insurance related activity(s). (Note: Where it is to be determined whether officials referred herein are involved in any other insurance or insurance related activities or not, TPA Company shall furnish the detailed information separately along with the form)	Accept
The Company did not violate the code of conduct or not committed any breach of the provisions of the applicable Acts, Regulations and / or circulars issued by the Authority from time to time.	Accept



# IRDA Annual Report for Financial Year 2020-21

**TPA 6E : Details of Service level Agreements which were in force during**

Insurer ID	Type of Services to be rendered	Others Description	Type of SLA	Date of Purchase of stamp viz Non Judicial Stamp Paper / e stamp / Special Adhesive / franking / any other mode	Date of Agreement	Validity of Agreement From	Validity of Agreement To
ADIT2204000	Group Policy	NIL	Renewal	07-Oct-2016	07-Oct-2016	07-Oct-2016	01-Jan-1900
APOL0308000	Group Policy	NIL	Renewal	14-Aug-2019	26-Jul-2019	26-Jul-2019	25-Jul-2022
BAJA0205000	Group Policy	NIL	Renewal	31-Oct-2018	01-Nov-2018	01-Nov-2018	31-Oct-2021
BHAR2706000	Group Policy	NIL	Fresh	27-Jan-2020	30-Jan-2020	01-Jan-2020	31-Dec-2023
CHOL1507000	Group Policy	NIL	Renewal	13-Jul-2017	13-Jul-2017	13-Jul-2017	01-Jan-1900
CHOL1507000	Group Policy	NIL	Renewal	01-Mar-2021	01-Mar-2021	01-Mar-2021	31-Oct-2023
CIGN1311000	Group Policy	NIL	Renewal	24-Feb-2020	24-Feb-2020	26-Feb-2020	25-Mar-2020
CIGN1311000	Group Policy	NIL	Renewal	25-Mar-2020	25-Mar-2020	26-Mar-2020	24-Nov-2020
CIGN1311000	Group Policy	NIL	Renewal	25-Nov-2020	25-Nov-2020	25-Nov-2020	24-Nov-2021
DHFL0507000	Group Policy	NIL	Renewal	09-Oct-2018	09-Oct-2018	09-Oct-2018	08-Oct-2021
EDEL0203000	Group Policy	NIL	Renewal	31-Oct-2018	21-Dec-2018	21-Dec-2018	20-Dec-2021
ICIC0308000	Group Policy	NIL	Renewal	29-Jun-2018	28-Aug-2018	02-Jul-2018	01-Jul-2021
ICIC0308000	Group Policy	NIL	Renewal	04-Jan-2021	18-Jun-2021	02-Jul-2021	01-Jul-2024
IFFC0412000	Group Policy	NIL	Renewal	28-Apr-2014	28-Apr-2014	28-Apr-2014	01-Jan-1900
IFFC0412000	Group Policy	BPSSBY Punjab	Renewal	20-Aug-2019	20-Aug-2019	20-Aug-2019	19-Aug-2020
IFFC0412000	Group Policy	BPSSBY Punjab	Renewal	20-Aug-2020	20-Aug-2020	20-Aug-2020	19-Jul-2021
LIBE2205000	Group Policy	NIL	Fresh	27-Jul-2020	27-Jul-2020	17-Feb-2020	16-Feb-2023
MAGM2205000	Group Policy	NIL	Renewal	16-Jan-2019	17-Jan-2019	17-Jan-2019	16-Jan-2022
MAGM2205000	Group Policy	NIL	Renewal	19-Mar-2020	19-Mar-2020	19-Mar-2020	16-Jan-2022
NATI0512000	Group Policy	NIL	Renewal	18-Sep-2018	26-Sep-2018	26-Sep-2018	25-Sep-2020
NATI0512000	Group Policy	NIL	Fresh	23-Oct-2020	23-Oct-2020	26-Sep-2020	25-Sep-2022
RELI2604000	Group Policy	NIL	Renewal	12-Nov-2014	12-Nov-2014	29-Oct-2014	01-Jan-1900
ROYA2310000	Group Policy	NIL	Fresh	24-Sep-2020	24-Sep-2020	1-Apr-2020	31-Mar-2023
SBIG1512000	Group Policy	NIL	Renewal	15-Jun-2021	15-Jun-2021	01-Apr-2020	31-Mar-2023
TATA2201000	Group Policy	NIL	Renewal	27-Sep-2018	22-Nov-2018	18-Mar-2018	17-Mar-2021




# IRDA Annual Report for Financial Year 2020-21

TATA2201000	Group Policy	NIL	Fresh	17-Mar-2021	13-May-2021	18-Mar-2021	18-Mar-2024
THEN0104000	Others – Please specify	Group and retail	Renewal	31-Oct-2019	01-Nov-2019	01-Nov-2019	31-Oct-2022
THEN0104000	Group Policy	AB - PMJAY Rajasthan	Fresh	15-Jan-2020	15-Jan-2020	15-Jan-2020	14-Jan-2024
THEO0104001	Group Policy	ABPMJY Gujarat	Renewal	05-Oct-2018	05-Oct-2018	05-Oct-2018	30-Sep-2020
THEO0104001	Others – Please specify	Group and retail	Renewal	31-Dec-2018	01-Jan-2019	01-Jan-2019	31-Dec-2020
THEO0104001	Others – Please specify	Group and retail	Fresh	24-Feb-2021	01-Mar-2021	01-Mar-2021	31-Dec-2023
UNIT0104000	Others – Please specify	Group and retail	Renewal	29-Jan-2020	29-Jan-2020	01-Apr-2019	30-Sep-2020
UNIT0104000	Others – Please specify	Group and retail	Renewal	23-Nov-2020	23-Nov-2020	1-Oct-2020	31-Mar-2021
UNIT0104000	Group Policy	CMCHIS TN	Renewal	31-May-2017	31-May-2017	10-Jan-2017	09-Jan-2021
UNIT0104000	Group Policy	CMCHIS TN	Renewal	13-Jan-2021	13-Jan-2021	11-Jan-2021	10-Jan-2022
UNIV1611000	Others – Please specify	Group and retail	Renewal	20-Nov-2019	20-Nov-2019	1-Oct-2019	30-Sep-2022

## TPA 6E : Details of Service Level Agreements (SLA)s

Periodicity of Submission: Annual

Type Description	Fresh	Renewal	Modification	Termination
SLAs entered in the Year	4	4	0	0
Total SLAs at the end of the year	4	17	0	0






# IRDA Annual Report for Financial Year 2020-21


## Annual Format on Claims Data For TPAs

Name of the Insurer	Nature of Hospitals	Particulars	Particular Code	Cashless Claims No of claims	Cashless Claims Amount of claims	Reimbursement claim No of claims	Reimbursement claim Amount of claims	Benefit Based No of claims	Benefit Based Amount of claims
APOL0308000	1a: Government Hospitals who are Network Providers; Hospitals who are not Network Providers	New claims received during the period	810 945 4	0.00	0.00	0.00	0.00	0.00	0.00
APOL0308000	1a: Government Hospitals who are Network Providers; Hospitals who are not Network Providers	Amount of claim partially disallowed owing to the Terms and Conditions of the policy	810 956 1	0.00	0.00	0.00	0.00	0.00	0.00
APOL0308000	1a: Government Hospitals who are Network Providers; Hospitals who are not Network Providers	Ageing of pending claims::Claims pending for less than 1 month	810 945 5	0.00	0.00	0.00	0.00	0.00	0.00
APOL0308000	1a: Government Hospitals who are Network Providers; Hospitals who are not Network Providers	Ageing of pending claims::Claims pending for 1-3 months	810 945 6	0.00	0.00	0.00	0.00	0.00	0.00
APOL0308000	1a: Government Hospitals who are Network Providers; Hospitals who are not Network Providers	Ageing of pending claims::Claims pending for 3-6 months	810 945 7	0.00	0.00	0.00	0.00	0.00	0.00
APOL0308000	1a: Government Hospitals who are Network Providers; Hospitals who are not Network Providers	Ageing of pending claims::Claims pending for 6-12 months	810 945 8	0.00	0.00	0.00	0.00	0.00	0.00
APOL0308000	1a: Government Hospitals who are Network Providers; Hospitals who are not Network Providers	Ageing of pending claims::Claims pending for 1-2 years	810 945 9	0.00	0.00	0.00	0.00	0.00	0.00
APOL0308000	1a: Government Hospitals who are Network	Ageing of pending claims::Claims pending	810 946	0.00	0.00	0.00	0.00	0.00	0.00




# IRDA Annual Report for Financial Year 2020-21

	Providers; Hospitals who are not Network Providers	for more than 2 years	0						
APOL0308000	1a: Government Hospitals who are Network Providers; Hospitals who are not Network Providers	Ageing of settled claims::Claims settled for less than 1 month	810 946 1	0.00	0.00	0.00	0.00	0.00	0.00
APOL0308000	1a: Government Hospitals who are Network Providers; Hospitals who are not Network Providers	Ageing of settled claims::Claims settled for 1-3 months	810 946 2	0.00	0.00	0.00	0.00	0.00	0.00
APOL0308000	1a: Government Hospitals who are Network Providers; Hospitals who are not Network Providers	Ageing of settled claims::Claims settled for 3-6 months	810 946 3	0.00	0.00	0.00	0.00	0.00	0.00
APOL0308000	1a: Government Hospitals who are Network Providers; Hospitals who are not Network Providers	Ageing of settled claims::Claims settled for 6-12 months	810 946 4	0.00	0.00	0.00	0.00	0.00	0.00
APOL0308000	1a: Government Hospitals who are Network Providers; Hospitals who are not Network Providers	Ageing of settled claims::Claims settled for 1-2 years	810 946 5	0.00	0.00	0.00	0.00	0.00	0.00
APOL0308000	1a: Government Hospitals who are Network Providers; Hospitals who are not Network Providers	Ageing of settled claims::Claims settled for more than 2 years	810 946 6	0.00	0.00	0.00	0.00	0.00	0.00
APOL0308000	1a: Government Hospitals who are Network Providers; Hospitals who are not Network Providers	Ageing of repudiated claims::Claims repudiated within 1 month	810 946 7	0.00	0.00	0.00	0.00	0.00	0.00
APOL0308000	1a: Government Hospitals who are Network Providers; Hospitals who are not Network Providers	Ageing of repudiated claims::Claims repudiated within 1-3 months	810 946 8	0.00	0.00	0.00	0.00	0.00	0.00
APOL0308000	1a: Government Hospitals	Ageing of repudiated	810	0.00	0.00	0.00	0.00	0.00	0.00




# IRDA Annual Report for Financial Year 2020-21

	who are Network Providers; Hospitals who are not Network Providers	claims::Claims repudiated within 3-6 months	946 9						
APOL0308000	1a: Government Hospitals who are Network Providers; Hospitals who are not Network Providers	Ageing of repudiated claims::Claims repudiated within 6-12 months	810 947 0	0.00	0.00	0.00	0.00	0.00	0.00
APOL0308000	1a: Government Hospitals who are Network Providers; Hospitals who are not Network Providers	Ageing of repudiated claims::Claims repudiated within 1-2 years	810 947 1	0.00	0.00	0.00	0.00	0.00	0.00
APOL0308000	1a: Government Hospitals who are Network Providers; Hospitals who are not Network Providers	Ageing of repudiated claims::claims repudiated within more than 2 years	810 947 2	0.00	0.00	0.00	0.00	0.00	0.00
APOL0308000	1b: Government Hospitals who are not Network Providers	New claims received during the period	810 945 4	0.00	0.00	0.00	0.00	0.00	0.00
APOL0308000	1b: Government Hospitals who are not Network Providers	Amount of claim partially disallowed owing to the Terms and Conditions of the policy	810 956 1	0.00	0.00	0.00	0.00	0.00	0.00
APOL0308000	1b: Government Hospitals who are not Network Providers	Ageing of pending claims::Claims pending for less than 1 month	810 945 5	0.00	0.00	0.00	0.00	0.00	0.00
APOL0308000	1b: Government Hospitals who are not Network Providers	Ageing of pending claims::Claims pending for 1-3 months	810 945 6	0.00	0.00	0.00	0.00	0.00	0.00
APOL0308000	1b: Government Hospitals who are not Network Providers	Ageing of pending claims::Claims pending for 3-6 months	810 945 7	0.00	0.00	0.00	0.00	0.00	0.00
APOL0308000	1b: Government Hospitals who are not Network Providers	Ageing of pending claims::Claims pending for 6-12 months	810 945 8	0.00	0.00	0.00	0.00	0.00	0.00



# IRDA Annual Report for Financial Year 2020-21

APOL0308000	1b: Government Hospitals who are not Network Providers	Ageing of pending claims::Claims pending for 1-2 years	810 945 9	0.00	0.00	0.00	0.00	0.00	0.00
APOL0308000	1b: Government Hospitals who are not Network Providers	Ageing of pending claims::Claims pending for more than 2 years	810 946 0	0.00	0.00	0.00	0.00	0.00	0.00
APOL0308000	1b: Government Hospitals who are not Network Providers	Ageing of settled claims::Claims settled for less than 1 month	810 946 1	0.00	0.00	0.00	0.00	0.00	0.00
APOL0308000	1b: Government Hospitals who are not Network Providers	Ageing of settled claims::Claims settled for 1-3 months	810 946 2	0.00	0.00	0.00	0.00	0.00	0.00
APOL0308000	1b: Government Hospitals who are not Network Providers	Ageing of settled claims::Claims settled for 3-6 months	810 946 3	0.00	0.00	0.00	0.00	0.00	0.00
APOL0308000	1b: Government Hospitals who are not Network Providers	Ageing of settled claims::Claims settled for 6-12 months	810 946 4	0.00	0.00	0.00	0.00	0.00	0.00
APOL0308000	1b: Government Hospitals who are not Network Providers	Ageing of settled claims::Claims settled for 1-2 years	810 946 5	0.00	0.00	0.00	0.00	0.00	0.00
APOL0308000	1b: Government Hospitals who are not Network Providers	Ageing of settled claims::Claims settled for more than 2 years	810 946 6	0.00	0.00	0.00	0.00	0.00	0.00
APOL0308000	1b: Government Hospitals who are not Network Providers	Ageing of repudiated claims::Claims repudiated within 1 month	810 946 7	0.00	0.00	0.00	0.00	0.00	0.00
APOL0308000	1b: Government Hospitals who are not Network Providers	Ageing of repudiated claims::Claims repudiated within 1-3 months	810 946 8	0.00	0.00	0.00	0.00	0.00	0.00
APOL0308000	1b: Government Hospitals who are not Network Providers	Ageing of repudiated claims::Claims repudiated within 3-6	810 946 9	0.00	0.00	0.00	0.00	0.00	0.00



# IRDA Annual Report for Financial Year 2020-21

		months							
APOLO308000	1b: Government Hospitals who are not Network Providers	Ageing of repudiated claims::Claims repudiated within 6-12 months	810 947 0	0.00	0.00	0.00	0.00	0.00	0.00
APOLO308000	1b: Government Hospitals who are not Network Providers	Ageing of repudiated claims::Claims repudiated within 1-2 years	810 947 1	0.00	0.00	0.00	0.00	0.00	0.00
APOLO308000	1b: Government Hospitals who are not Network Providers	Ageing of repudiated claims::claims repudiated within more than 2 years	810 947 2	0.00	0.00	0.00	0.00	0.00	0.00
APOLO308000	2a: Private Hospitals who are Network Provider	New claims received during the period	810 945 4	7	561453	9	323975.75	0.00	0.00
APOLO308000	2a: Private Hospitals who are Network Provider	Amount of claim partially disallowed owing to the Terms and Conditions of the policy	810 956 1	0.00	105712	0.00	91736	0.00	0.00
APOLO308000	2a: Private Hospitals who are Network Provider	Ageing of pending claims::Claims pending for less than 1 month	810 945 5	0.00	0.00	1	12150	0.00	0.00
APOLO308000	2a: Private Hospitals who are Network Provider	Ageing of pending claims::Claims pending for 1-3 months	810 945 6	1	30045	1	6150	0.00	0.00
APOLO308000	2a: Private Hospitals who are Network Provider	Ageing of pending claims::Claims pending for 3-6 months	810 945 7	0.00	0.00	0.00	0.00	0.00	0.00
APOLO308000	2a: Private Hospitals who are Network Provider	Ageing of pending claims::Claims pending for 6-12 months	810 945 8	0.00	0.00	2	4740	0.00	0.00
APOLO308000	2a: Private Hospitals who are Network Provider	Ageing of pending claims::Claims pending	810 945	0.00	0.00	1	13090	0.00	0.00



# IRDA Annual Report for Financial Year 2020-21

		for 1-2 years	9						
APOL0308000	2a: Private Hospitals who are Network Provider	Ageing of pending claims::Claims pending for more than 2 years	810 946 0	0.00	0.00	0.00	0.00	0.00	0.00
APOL0308000	2a: Private Hospitals who are Network Provider	Ageing of settled claims::Claims settled for less than 1 month	810 946 1	6	390983	11	277139	0.00	0.00
APOL0308000	2a: Private Hospitals who are Network Provider	Ageing of settled claims::Claims settled for 1-3 months	810 946 2	1	139779	0.00	0.00	0.00	0.00
APOL0308000	2a: Private Hospitals who are Network Provider	Ageing of settled claims::Claims settled for 3-6 months	810 946 3	0.00	0.00	1	9230	0.00	0.00
APOL0308000	2a: Private Hospitals who are Network Provider	Ageing of settled claims::Claims settled for 6-12 months	810 946 4	0.00	0.00	0.00	0.00	0.00	0.00
APOL0308000	2a: Private Hospitals who are Network Provider	Ageing of settled claims::Claims settled for 1-2 years	810 946 5	0.00	0.00	0.00	0.00	0.00	0.00
APOL0308000	2a: Private Hospitals who are Network Provider	Ageing of settled claims::Claims settled for more than 2 years	810 946 6	0.00	0.00	0.00	0.00	0.00	0.00
APOL0308000	2a: Private Hospitals who are Network Provider	Ageing of repudiated claims::Claims repudiated within 1 month	810 946 7	0.00	0.00	0.00	0.00	0.00	0.00
APOL0308000	2a: Private Hospitals who are Network Provider	Ageing of repudiated claims::Claims repudiated within 1-3 months	810 946 8	0.00	0.00	0.00	0.00	0.00	0.00
APOL0308000	2a: Private Hospitals who are Network Provider	Ageing of repudiated claims::Claims repudiated within 3-6 months	810 946 9	0.00	0.00	0.00	0.00	0.00	0.00
APOL0308000	2a: Private Hospitals who	Ageing of repudiated	810	0.00	0.00	0.00	0.00	0.00	0.00




# IRDA Annual Report for Financial Year 2020-21

	are Network Provider	claims::Claims repudiated within 6-12 months	947 0						
APOL0308000	2a: Private Hospitals who are Network Provider	Ageing of repudiated claims::Claims repudiated within 1-2 years	810 947 1	0.00	0.00	0.00	0.00	0.00	0.00
APOL0308000	2a: Private Hospitals who are Network Provider	Ageing of repudiated claims::claims repudiated within more than 2 years	810 947 2	0.00	0.00	0.00	0.00	0.00	0.00
APOL0308000	2b: Private Hospitals who are not Network Providers	New claims received during the period	810 945 4	0.00	0.00	14	219434	0.00	0.00
APOL0308000	2b: Private Hospitals who are not Network Providers	Amount of claim partially disallowed owing to the Terms and Conditions of the policy	810 956 1	0.00	0.00	0.00	15833	0.00	0.00
APOL0308000	2b: Private Hospitals who are not Network Providers	Ageing of pending claims::Claims pending for less than 1 month	810 945 5	0.00	0.00	1	5654	0.00	0.00
APOL0308000	2b: Private Hospitals who are not Network Providers	Ageing of pending claims::Claims pending for 1-3 months	810 945 6	0.00	0.00	0.00	0.00	0.00	0.00
APOL0308000	2b: Private Hospitals who are not Network Providers	Ageing of pending claims::Claims pending for 3-6 months	810 945 7	0.00	0.00	4	11067	0.00	0.00
APOL0308000	2b: Private Hospitals who are not Network Providers	Ageing of pending claims::Claims pending for 6-12 months	810 945 8	0.00	0.00	2	13215	0.00	0.00
APOL0308000	2b: Private Hospitals who are not Network Providers	Ageing of pending claims::Claims pending for 1-2 years	810 945 9	0.00	0.00	2	2773	0.00	0.00
APOL0308000	2b: Private Hospitals who	Ageing of pending	810	0.00	0.00	0.00	0.00	0.00	0.00



# IRDA Annual Report for Financial Year 2020-21

	are not Network Providers	claims::Claims pending for more than 2 years	946 0						
APOL0308000	2b: Private Hospitals who are not Network Providers	Ageing of settled claims::Claims settled for less than 1 month	810 946 1	0.00	0.00	12	175371	0.00	0.00
APOL0308000	2b: Private Hospitals who are not Network Providers	Ageing of settled claims::Claims settled for 1-3 months	810 946 2	0.00	0.00	0.00	0.00	0.00	0.00
APOL0308000	2b: Private Hospitals who are not Network Providers	Ageing of settled claims::Claims settled for 3-6 months	810 946 3	0.00	0.00	1	399	0.00	0.00
APOL0308000	2b: Private Hospitals who are not Network Providers	Ageing of settled claims::Claims settled for 6-12 months	810 946 4	0.00	0.00	0.00	0.00	0.00	0.00
APOL0308000	2b: Private Hospitals who are not Network Providers	Ageing of settled claims::Claims settled for 1-2 years	810 946 5	0.00	0.00	0.00	0.00	0.00	0.00
APOL0308000	2b: Private Hospitals who are not Network Providers	Ageing of settled claims::Claims settled for more than 2 years	810 946 6	0.00	0.00	0.00	0.00	0.00	0.00
APOL0308000	2b: Private Hospitals who are not Network Providers	Ageing of repudiated claims::Claims repudiated within 1 month	810 946 7	0.00	0.00	0.00	0.00	0.00	0.00
APOL0308000	2b: Private Hospitals who are not Network Providers	Ageing of repudiated claims::Claims repudiated within 1-3 months	810 946 8	0.00	0.00	0.00	0.00	0.00	0.00
APOL0308000	2b: Private Hospitals who are not Network Providers	Ageing of repudiated claims::Claims repudiated within 3-6 months	810 946 9	0.00	0.00	0.00	0.00	0.00	0.00
APOL0308000	2b: Private Hospitals who are not Network Providers	Ageing of repudiated claims::Claims repudiated within 6-12	810 947 0	0.00	0.00	1	12000	0.00	0.00






# IRDA Annual Report for Financial Year 2020-21

		months							
APOL0308000	2b: Private Hospitals who are not Network Providers	Ageing of repudiated claims::Claims repudiated within 1-2 years	810 947 1	0.00	0.00	0.00	0.00	0.00	0.00
APOL0308000	2b: Private Hospitals who are not Network Providers	Ageing of repudiated claims::claims repudiated within more than 2 years	810 947 2	0.00	0.00	0.00	0.00	0.00	0.00
AVIV1405000	1a: Government Hospitals who are Network Providers; Hospitals who are not Network Providers	New claims received during the period	810 945 4	2	60171	0.00	0.00	0.00	0.00
AVIV1405000	1a: Government Hospitals who are Network Providers; Hospitals who are not Network Providers	Amount of claim partially disallowed owing to the Terms and Conditions of the policy	810 956 1	0.00	3000	0.00	0.00	0.00	0.00
AVIV1405000	1a: Government Hospitals who are Network Providers; Hospitals who are not Network Providers	Ageing of pending claims::Claims pending for less than 1 month	810 945 5	0.00	0.00	0.00	0.00	0.00	0.00
AVIV1405000	1a: Government Hospitals who are Network Providers; Hospitals who are not Network Providers	Ageing of pending claims::Claims pending for 1-3 months	810 945 6	0.00	0.00	0.00	0.00	0.00	0.00
AVIV1405000	1a: Government Hospitals who are Network Providers; Hospitals who are not Network Providers	Ageing of pending claims::Claims pending for 3-6 months	810 945 7	0.00	0.00	0.00	0.00	0.00	0.00
AVIV1405000	1a: Government Hospitals who are Network Providers; Hospitals who are not Network Providers	Ageing of pending claims::Claims pending for 6-12 months	810 945 8	0.00	0.00	0.00	0.00	0.00	0.00
AVIV1405000	1a: Government Hospitals	Ageing of pending	810	0.00	0.00	0.00	0.00	0.00	0.00



# IRDA Annual Report for Financial Year 2020-21

	who are Network Providers; Hospitals who are not Network Providers	claims::Claims pending for 1-2 years	945 9						
AVIV1405000	1a: Government Hospitals who are Network Providers; Hospitals who are not Network Providers	Ageing of pending claims::Claims pending for more than 2 years	810 946 0	0.00	0.00	0.00	0.00	0.00	0.00
AVIV1405000	1a: Government Hospitals who are Network Providers; Hospitals who are not Network Providers	Ageing of settled claims::Claims settled for less than 1 month	810 946 1	2	57171	0.00	-0.00	0.00	0.00
AVIV1405000	1a: Government Hospitals who are Network Providers; Hospitals who are not Network Providers	Ageing of settled claims::Claims settled for 1-3 months	810 946 2	0.00	0.00	0.00	0.00	0.00	0.00
AVIV1405000	1a: Government Hospitals who are Network Providers; Hospitals who are not Network Providers	Ageing of settled claims::Claims settled for 3-6 months	810 946 3	0.00	0.00	0.00	0.00	0.00	0.00
AVIV1405000	1a: Government Hospitals who are Network Providers; Hospitals who are not Network Providers	Ageing of settled claims::Claims settled for 6-12 months	810 946 4	0.00	0.00	0.00	0.00	0.00	0.00
AVIV1405000	1a: Government Hospitals who are Network Providers; Hospitals who are not Network Providers	Ageing of settled claims::Claims settled for 1-2 years	810 946 5	0.00	0.00	0.00	0.00	0.00	0.00
AVIV1405000	1a: Government Hospitals who are Network Providers; Hospitals who are not Network Providers	Ageing of settled claims::Claims settled for more than 2 years	810 946 6	0.00	0.00	0.00	0.00	0.00	0.00
AVIV1405000	1a: Government Hospitals who are Network Providers; Hospitals who are not Network Providers	Ageing of repudiated claims::Claims repudiated within 1 month	810 946 7	0.00	0.00	0.00	0.00	0.00	0.00



# IRDA Annual Report for Financial Year 2020-21

AVIV1405000	1a: Government Hospitals who are Network Providers; Hospitals who are not Network Providers	Ageing of repudiated claims::Claims repudiated within 1-3 months	810 946 8	0.00	0.00	0.00	0.00	0.00	0.00
AVIV1405000	1a: Government Hospitals who are Network Providers; Hospitals who are not Network Providers	Ageing of repudiated claims::Claims repudiated within 3-6 months	810 946 9	0.00	0.00	0.00	0.00	0.00	0.00
AVIV1405000	1a: Government Hospitals who are Network Providers; Hospitals who are not Network Providers	Ageing of repudiated claims::Claims repudiated within 6-12 months	810 947 0	0.00	0.00	0.00	0.00	0.00	0.00
AVIV1405000	1a: Government Hospitals who are Network Providers; Hospitals who are not Network Providers	Ageing of repudiated claims::Claims repudiated within 1-2 years	810 947 1	0.00	0.00	0.00	0.00	0.00	0.00
AVIV1405000	1a: Government Hospitals who are Network Providers; Hospitals who are not Network Providers	Ageing of repudiated claims::claims repudiated within more than 2 years	810 947 2	0.00	0.00	0.00	0.00	0.00	0.00
AVIV1405000	1b: Government Hospitals who are not Network Providers	New claims received during the period	810 945 4	0.00	0.00	0.00	0.00	0.00	0.00
AVIV1405000	1b: Government Hospitals who are not Network Providers	Amount of claim partially disallowed owing to the Terms and Conditions of the policy	810 956 1	0.00	0.00	0.00	0.00	0.00	0.00
AVIV1405000	1b: Government Hospitals who are not Network Providers	Ageing of pending claims::Claims pending for less than 1 month	810 945 5	0.00	0.00	0.00	0.00	0.00	0.00
AVIV1405000	1b: Government Hospitals who are not Network Providers	Ageing of pending claims::Claims pending for 1-3 months	810 945 6	0.00	0.00	0.00	0.00	0.00	0.00
AVIV1405000	1b: Government Hospitals	Ageing of pending	810	0.00	0.00	0.00	0.00	0.00	0.00

# IRDA Annual Report for Financial Year 2020-21

	who are not Network Providers	claims::Claims pending for 3-6 months	945 7						
AVIV1405000	1b: Government Hospitals who are not Network Providers	Ageing of pending claims::Claims pending for 6-12 months	810 945 8	0.00	0.00	0.00	0.00	0.00	0.00
AVIV1405000	1b: Government Hospitals who are not Network Providers	Ageing of pending claims::Claims pending for 1-2 years	810 945 9	0.00	0.00	0.00	0.00	0.00	0.00
AVIV1405000	1b: Government Hospitals who are not Network Providers	Ageing of pending claims::Claims pending for more than 2 years	810 946 0	0.00	0.00	0.00	0.00	0.00	0.00
AVIV1405000	1b: Government Hospitals who are not Network Providers	Ageing of settled claims::Claims settled for less than 1 month	810 946 1	0.00	0.00	0.00	0.00	0.00	0.00
AVIV1405000	1b: Government Hospitals who are not Network Providers	Ageing of settled claims::Claims settled for 1-3 months	810 946 2	0.00	0.00	0.00	0.00	0.00	0.00
AVIV1405000	1b: Government Hospitals who are not Network Providers	Ageing of settled claims::Claims settled for 3-6 months	810 946 3	0.00	0.00	0.00	0.00	0.00	0.00
AVIV1405000	1b: Government Hospitals who are not Network Providers	Ageing of settled claims::Claims settled for 6-12 months	810 946 4	0.00	0.00	0.00	0.00	0.00	0.00
AVIV1405000	1b: Government Hospitals who are not Network Providers	Ageing of settled claims::Claims settled for 1-2 years	810 946 5	0.00	0.00	0.00	0.00	0.00	0.00
AVIV1405000	1b: Government Hospitals who are not Network Providers	Ageing of settled claims::Claims settled for more than 2 years	810 946 6	0.00	0.00	0.00	0.00	0.00	0.00
AVIV1405000	1b: Government Hospitals who are not Network Providers	Ageing of repudiated claims::Claims repudiated within 1 month	810 946 7	0.00	0.00	0.00	0.00	0.00	0.00
AVIV1405000	1b: Government Hospitals who are not Network Providers	Ageing of repudiated claims::Claims	810 946	0.00	0.00	0.00	0.00	0.00	0.00

# IRDA Annual Report for Financial Year 2020-21

	Providers	repudiated within 1-3 months	8						
AVIV1405000	1b: Government Hospitals who are not Network Providers	Ageing of repudiated claims::Claims repudiated within 3-6 months	810 946 9	0.00	0.00	0.00	0.00	0.00	0.00
AVIV1405000	1b: Government Hospitals who are not Network Providers	Ageing of repudiated claims::Claims repudiated within 6-12 months	810 947 0	0.00	0.00	0.00	0.00	0.00	0.00
AVIV1405000	1b: Government Hospitals who are not Network Providers	Ageing of repudiated claims::Claims repudiated within 1-2 years	810 947 1	0.00	0.00	0.00	0.00	0.00	0.00
AVIV1405000	1b: Government Hospitals who are not Network Providers	Ageing of repudiated claims::claims repudiated within more than 2 years	810 947 2	0.00	0.00	0.00	0.00	0.00	0.00
AVIV1405000	2a: Private Hospitals who are Network Provider	New claims received during the period	810 945 4	31	2336493	41	2170943.3	0.00	0.00
AVIV1405000	2a: Private Hospitals who are Network Provider	Amount of claim partially disallowed owing to the Terms and Conditions of the policy	810 956 1	0.00	781468	0.00	462908	0.00	0.00
AVIV1405000	2a: Private Hospitals who are Network Provider	Ageing of pending claims::Claims pending for less than 1 month	810 945 5	11	611411	3	124302.3	0.00	0.00
AVIV1405000	2a: Private Hospitals who are Network Provider	Ageing of pending claims::Claims pending for 1-3 months	810 945 6	1	51647	1	101442.75	0.00	0.00
AVIV1405000	2a: Private Hospitals who are Network Provider	Ageing of pending claims::Claims pending for 3-6 months	810 945 7	0.00	0.00	7	237306.25	0.00	0.00

# IRDA Annual Report for Financial Year 2020-21

AVIV1405000	2a: Private Hospitals who are Network Provider	Ageing of pending claims::Claims pending for 6-12 months	810 945 8	0.00	0.00	4	93045	0.00	0.00
AVIV1405000	2a: Private Hospitals who are Network Provider	Ageing of pending claims::Claims pending for 1-2 years	810 945 9	0.00	0.00	2	41268.35	0.00	0.00
AVIV1405000	2a: Private Hospitals who are Network Provider	Ageing of pending claims::Claims pending for more than 2 years	810 946 0	0.00	0.00	1	0.00	0.00	0.00
AVIV1405000	2a: Private Hospitals who are Network Provider	Ageing of settled claims::Claims settled for less than 1 month	810 946 1	45	2166816	32	1168818	0.00	0.00
AVIV1405000	2a: Private Hospitals who are Network Provider	Ageing of settled claims::Claims settled for 1-3 months	810 946 2	16	900586	5	94389	0.00	0.00
AVIV1405000	2a: Private Hospitals who are Network Provider	Ageing of settled claims::Claims settled for 3-6 months	810 946 3	6	198743	2	45784	0.00	0.00
AVIV1405000	2a: Private Hospitals who are Network Provider	Ageing of settled claims::Claims settled for 6-12 months	810 946 4	0.00	0.00	0.00	0.00	0.00	0.00
AVIV1405000	2a: Private Hospitals who are Network Provider	Ageing of settled claims::Claims settled for 1-2 years	810 946 5	1	78195	0.00	0.00	0.00	0.00
AVIV1405000	2a: Private Hospitals who are Network Provider	Ageing of settled claims::Claims settled for more than 2 years	810 946 6	0.00	0.00	0.00	0.00	0.00	0.00
AVIV1405000	2a: Private Hospitals who are Network Provider	Ageing of repudiated claims::Claims repudiated within 1 month	810 946 7	0.00	0.00	3	249603	0.00	0.00
AVIV1405000	2a: Private Hospitals who are Network Provider	Ageing of repudiated claims::Claims repudiated within 1-3 months	810 946 8	0.00	0.00	0.00	0.00	0.00	0.00

# IRDA Annual Report for Financial Year 2020-21

AVIV1405000	2a: Private Hospitals who are Network Provider	Ageing of repudiated claims::Claims repudiated within 3-6 months	810 946 9	0.00	0.00	1	4110	0.00	0.00
AVIV1405000	2a: Private Hospitals who are Network Provider	Ageing of repudiated claims::Claims repudiated within 6-12 months	810 947 0	0.00	0.00	3	147949	0.00	0.00
AVIV1405000	2a: Private Hospitals who are Network Provider	Ageing of repudiated claims::Claims repudiated within 1-2 years	810 947 1	0.00	0.00	12	103914	0.00	0.00
AVIV1405000	2a: Private Hospitals who are Network Provider	Ageing of repudiated claims::claims repudiated within more than 2 years	810 947 2	0.00	0.00	6	138086	0.00	0.00
AVIV1405000	2b: Private Hospitals who are not Network Providers	New claims received during the period	810 945 4	0.00	0.00	74	2944941.5	0.00	0.00
AVIV1405000	2b: Private Hospitals who are not Network Providers	Amount of claim partially disallowed owing to the Terms and Conditions of the policy	810 956 1	0.00	0.00	0.00	549045	0.00	0.00
AVIV1405000	2b: Private Hospitals who are not Network Providers	Ageing of pending claims::Claims pending for less than 1 month	810 945 5	0.00	0.00	21	564546.85	0.00	0.00
AVIV1405000	2b: Private Hospitals who are not Network Providers	Ageing of pending claims::Claims pending for 1-3 months	810 945 6	0.00	0.00	1	73338	0.00	0.00
AVIV1405000	2b: Private Hospitals who are not Network Providers	Ageing of pending claims::Claims pending for 3-6 months	810 945 7	0.00	0.00	3	41947	0.00	0.00
AVIV1405000	2b: Private Hospitals who are not Network Providers	Ageing of pending claims::Claims pending	810 945	0.00	0.00	7	184247	0.00	0.00

# IRDA Annual Report for Financial Year 2020-21

		for 6-12 months	8						
AVIV1405000	2b: Private Hospitals who are not Network Providers	Ageing of pending claims::Claims pending for 1-2 years	810 945 9	0.00	0.00	5	69639	0.00	0.00
AVIV1405000	2b: Private Hospitals who are not Network Providers	Ageing of pending claims::Claims pending for more than 2 years	810 946 0	0.00	0.00	1	0.00	0.00	0.00
AVIV1405000	2b: Private Hospitals who are not Network Providers	Ageing of settled claims::Claims settled for less than 1 month	810 946 1	0.00	0.00	41	1413201	0.00	0.00
AVIV1405000	2b: Private Hospitals who are not Network Providers	Ageing of settled claims::Claims settled for 1-3 months	810 946 2	0.00	0.00	4	293240	0.00	0.00
AVIV1405000	2b: Private Hospitals who are not Network Providers	Ageing of settled claims::Claims settled for 3-6 months	810 946 3	0.00	0.00	3	28044	0.00	0.00
AVIV1405000	2b: Private Hospitals who are not Network Providers	Ageing of settled claims::Claims settled for 6-12 months	810 946 4	0.00	0.00	0.00	0.00	0.00	0.00
AVIV1405000	2b: Private Hospitals who are not Network Providers	Ageing of settled claims::Claims settled for 1-2 years	810 946 5	0.00	0.00	0.00	0.00	0.00	0.00
AVIV1405000	2b: Private Hospitals who are not Network Providers	Ageing of settled claims::Claims settled for more than 2 years	810 946 6	0.00	0.00	0.00	0.00	0.00	0.00
AVIV1405000	2b: Private Hospitals who are not Network Providers	Ageing of repudiated claims::Claims repudiated within 1 month	810 946 7	0.00	0.00	2	125434	0.00	0.00
AVIV1405000	2b: Private Hospitals who are not Network Providers	Ageing of repudiated claims::Claims repudiated within 1-3 months	810 946 8	0.00	0.00	0.00	0.00	0.00	0.00
AVIV1405000	2b: Private Hospitals who are not Network Providers	Ageing of repudiated claims::Claims	810 946	0.00	0.00	1	10551	0.00	0.00



# IRDA Annual Report for Financial Year 2020-21

		repudiated within 3-6 months	9						
AVIV1405000	2b: Private Hospitals who are not Network Providers	Ageing of repudiated claims::Claims repudiated within 6-12 months	810 947 0	0.00	0.00	0.00	0.00	0.00	0.00
AVIV1405000	2b: Private Hospitals who are not Network Providers	Ageing of repudiated claims::Claims repudiated within 1-2 years	810 947 1	0.00	0.00	5	70735	0.00	0.00
AVIV1405000	2b: Private Hospitals who are not Network Providers	Ageing of repudiated claims::claims repudiated within more than 2 years	810 947 2	0.00	0.00	18	372288	0.00	0.00
BAJA0205000	1a: Government Hospitals who are Network Providers; Hospitals who are not Network Providers	New claims received during the period	810 945 4	0.00	0.00	0.00	0.00	0.00	0.00
BAJA0205000	1a: Government Hospitals who are Network Providers; Hospitals who are not Network Providers	Amount of claim partially disallowed owing to the Terms and Conditions of the policy	810 956 1	0.00	0.00	0.00	0.00	0.00	0.00
BAJA0205000	1a: Government Hospitals who are Network Providers; Hospitals who are not Network Providers	Ageing of pending claims::Claims pending for less than 1 month	810 945 5	0.00	0.00	0.00	0.00	0.00	0.00
BAJA0205000	1a: Government Hospitals who are Network Providers; Hospitals who are not Network Providers	Ageing of pending claims::Claims pending for 1-3 months	810 945 6	0.00	0.00	0.00	0.00	0.00	0.00
BAJA0205000	1a: Government Hospitals who are Network Providers; Hospitals who are not Network Providers	Ageing of pending claims::Claims pending for 3-6 months	810 945 7	0.00	0.00	0.00	0.00	0.00	0.00

## IRDA Annual Report for Financial Year 2020-21

BAJA0205000	1a: Government Hospitals who are Network Providers; Hospitals who are not Network Providers	Ageing of pending claims::Claims pending for 6-12 months	810 945 8	0.00	0.00	0.00	0.00	0.00	0.00
BAJA0205000	1a: Government Hospitals who are Network Providers; Hospitals who are not Network Providers	Ageing of pending claims::Claims pending for 1-2 years	810 945 9	0.00	0.00	0.00	0.00	0.00	0.00
BAJA0205000	1a: Government Hospitals who are Network Providers; Hospitals who are not Network Providers	Ageing of pending claims::Claims pending for more than 2 years	810 946 0	0.00	0.00	0.00	0.00	0.00	0.00
BAJA0205000	1a: Government Hospitals who are Network Providers; Hospitals who are not Network Providers	Ageing of settled claims::Claims settled for less than 1 month	810 946 1	0.00	0.00	0.00	0.00	0.00	0.00
BAJA0205000	1a: Government Hospitals who are Network Providers; Hospitals who are not Network Providers	Ageing of settled claims::Claims settled for 1-3 months	810 946 2	0.00	0.00	0.00	0.00	0.00	0.00
BAJA0205000	1a: Government Hospitals who are Network Providers; Hospitals who are not Network Providers	Ageing of settled claims::Claims settled for 3-6 months	810 946 3	234	2836731	0.00	0.00	0.00	0.00
BAJA0205000	1a: Government Hospitals who are Network Providers; Hospitals who are not Network Providers	Ageing of settled claims::Claims settled for 6-12 months	810 946 4	0.00	0.00	0.00	0.00	0.00	0.00
BAJA0205000	1a: Government Hospitals who are Network Providers; Hospitals who are not Network Providers	Ageing of settled claims::Claims settled for 1-2 years	810 946 5	0.00	0.00	0.00	0.00	0.00	0.00
BAJA0205000	1a: Government Hospitals who are Network Providers; Hospitals who are not Network Providers	Ageing of settled claims::Claims settled for more than 2 years	810 946 6	0.00	0.00	0.00	0.00	0.00	0.00

# IRDA Annual Report for Financial Year 2020-21

	are not Network Providers								
BAJA0205000	1a: Government Hospitals who are Network Providers; Hospitals who are not Network Providers	Ageing of repudiated claims::Claims repudiated within 1 month	810 946 7	0.00	0.00	0.00	0.00	0.00	0.00
BAJA0205000	1a: Government Hospitals who are Network Providers; Hospitals who are not Network Providers	Ageing of repudiated claims::Claims repudiated within 1-3 months	810 946 8	0.00	0.00	0.00	0.00	0.00	0.00
BAJA0205000	1a: Government Hospitals who are Network Providers; Hospitals who are not Network Providers	Ageing of repudiated claims::Claims repudiated within 3-6 months	810 946 9	0.00	0.00	0.00	0.00	0.00	0.00
BAJA0205000	1a: Government Hospitals who are Network Providers; Hospitals who are not Network Providers	Ageing of repudiated claims::Claims repudiated within 6-12 months	810 947 0	0.00	0.00	0.00	0.00	0.00	0.00
BAJA0205000	1a: Government Hospitals who are Network Providers; Hospitals who are not Network Providers	Ageing of repudiated claims::Claims repudiated within 1-2 years	810 947 1	0.00	0.00	0.00	0.00	0.00	0.00
BAJA0205000	1a: Government Hospitals who are Network Providers; Hospitals who are not Network Providers	Ageing of repudiated claims::claims repudiated within more than 2 years	810 947 2	0.00	0.00	0.00	0.00	0.00	0.00
BAJA0205000	1b: Government Hospitals who are not Network Providers	New claims received during the period	810 945 4	0.00	0.00	0.00	0.00	0.00	0.00
BAJA0205000	1b: Government Hospitals who are not Network Providers	Amount of claim partially disallowed owing to the Terms and Conditions of the policy	810 956 1	0.00	0.00	0.00	0.00	0.00	0.00
BAJA0205000	1b: Government Hospitals who are not Network Providers	Ageing of pending claims::Claims pending	810 945	0.00	0.00	0.00	0.00	0.00	0.00

## IRDA Annual Report for Financial Year 2020-21

	Providers	for less than 1 month	5						
BAJA0205000	1b: Government Hospitals who are not Network Providers	Ageing of pending claims::Claims pending for 1-3 months	810 945 6	0.00	0.00	0.00	0.00	0.00	0.00
BAJA0205000	1b: Government Hospitals who are not Network Providers	Ageing of pending claims::Claims pending for 3-6 months	810 945 7	0.00	0.00	0.00	0.00	0.00	0.00
BAJA0205000	1b: Government Hospitals who are not Network Providers	Ageing of pending claims::Claims pending for 6-12 months	810 945 8	0.00	0.00	0.00	0.00	0.00	0.00
BAJA0205000	1b: Government Hospitals who are not Network Providers	Ageing of pending claims::Claims pending for 1-2 years	810 945 9	0.00	0.00	0.00	0.00	0.00	0.00
BAJA0205000	1b: Government Hospitals who are not Network Providers	Ageing of pending claims::Claims pending for more than 2 years	810 946 0	0.00	0.00	0.00	0.00	0.00	0.00
BAJA0205000	1b: Government Hospitals who are not Network Providers	Ageing of settled claims::Claims settled for less than 1 month	810 946 1	0.00	0.00	0.00	0.00	0.00	0.00
BAJA0205000	1b: Government Hospitals who are not Network Providers	Ageing of settled claims::Claims settled for 1-3 months	810 946 2	0.00	0.00	0.00	0.00	0.00	0.00
BAJA0205000	1b: Government Hospitals who are not Network Providers	Ageing of settled claims::Claims settled for 3-6 months	810 946 3	0.00	0.00	0.00	0.00	0.00	0.00
BAJA0205000	1b: Government Hospitals who are not Network Providers	Ageing of settled claims::Claims settled for 6-12 months	810 946 4	0.00	0.00	0.00	0.00	0.00	0.00
BAJA0205000	1b: Government Hospitals who are not Network Providers	Ageing of settled claims::Claims settled for 1-2 years	810 946 5	0.00	0.00	0.00	0.00	0.00	0.00
BAJA0205000	1b: Government Hospitals who are not Network Providers	Ageing of settled claims::Claims settled for more than 2 years	810 946 6	0.00	0.00	0.00	0.00	0.00	0.00
BAJA0205000	1b: Government Hospitals	Ageing of repudiated	810	0.00	0.00	0.00	0.00	0.00	0.00

## IRDA Annual Report for Financial Year 2020-21

	who are not Network Providers	claims::Claims repudiated within 1 month	946 7						
BAJA0205000	1b: Government Hospitals who are not Network Providers	Ageing of repudiated claims::Claims repudiated within 1-3 months	810 946 8	0.00	0.00	0.00	0.00	0.00	0.00
BAJA0205000	1b: Government Hospitals who are not Network Providers	Ageing of repudiated claims::Claims repudiated within 3-6 months	810 946 9	0.00	0.00	0.00	0.00	0.00	0.00
BAJA0205000	1b: Government Hospitals who are not Network Providers	Ageing of repudiated claims::Claims repudiated within 6-12 months	810 947 0	0.00	0.00	0.00	0.00	0.00	0.00
BAJA0205000	1b: Government Hospitals who are not Network Providers	Ageing of repudiated claims::Claims repudiated within 1-2 years	810 947 1	0.00	0.00	0.00	0.00	0.00	0.00
BAJA0205000	1b: Government Hospitals who are not Network Providers	Ageing of repudiated claims::claims repudiated within more than 2 years	810 947 2	0.00	0.00	0.00	0.00	0.00	0.00
BAJA0205000	2a: Private Hospitals who are Network Provider	New claims received during the period	810 945 4	9	1086736	0.00	95514	0.00	0.00
BAJA0205000	2a: Private Hospitals who are Network Provider	Amount of claim partially disallowed owing to the Terms and Conditions of the policy	810 956 1	0.00	21258	0.00	912	0.00	0.00
BAJA0205000	2a: Private Hospitals who are Network Provider	Ageing of pending claims::Claims pending for less than 1 month	810 945 5	2	64930	0.00	0.00	0.00	0.00
BAJA0205000	2a: Private Hospitals who	Ageing of pending	810	0.00	0.00	1	11490	0.00	0.00

# IRDA Annual Report for Financial Year 2020-21

	are Network Provider	claims::Claims pending for 1-3 months	945 6						
BAJA0205000	2a: Private Hospitals who are Network Provider	Ageing of pending claims::Claims pending for 3-6 months	810 945 7	0.00	0.00	1	23302	0.00	0.00
BAJA0205000	2a: Private Hospitals who are Network Provider	Ageing of pending claims::Claims pending for 6-12 months	810 945 8	0.00	0.00	0.00	0.00	0.00	0.00
BAJA0205000	2a: Private Hospitals who are Network Provider	Ageing of pending claims::Claims pending for 1-2 years	810 945 9	0.00	0.00	0.00	0.00	0.00	0.00
BAJA0205000	2a: Private Hospitals who are Network Provider	Ageing of pending claims::Claims pending for more than 2 years	810 946 0	0.00	0.00	0.00	0.00	0.00	0.00
BAJA0205000	2a: Private Hospitals who are Network Provider	Ageing of settled claims::Claims settled for less than 1 month	810 946 1	6	263179	3	109914	0.00	0.00
BAJA0205000	2a: Private Hospitals who are Network Provider	Ageing of settled claims::Claims settled for 1-3 months	810 946 2	2	101358	0.00	0.00	0.00	0.00
BAJA0205000	2a: Private Hospitals who are Network Provider	Ageing of settled claims::Claims settled for 3-6 months	810 946 3	310	7610203	0.00	0.00	0.00	0.00
BAJA0205000	2a: Private Hospitals who are Network Provider	Ageing of settled claims::Claims settled for 6-12 months	810 946 4	0.00	0.00	0.00	0.00	0.00	0.00
BAJA0205000	2a: Private Hospitals who are Network Provider	Ageing of settled claims::Claims settled for 1-2 years	810 946 5	0.00	0.00	0.00	0.00	0.00	0.00
BAJA0205000	2a: Private Hospitals who are Network Provider	Ageing of settled claims::Claims settled for more than 2 years	810 946 6	0.00	0.00	0.00	0.00	0.00	0.00
BAJA0205000	2a: Private Hospitals who are Network Provider	Ageing of repudiated claims::Claims repudiated within 1	810 946 7	1	149494	0.00	0.00	0.00	0.00

## IRDA Annual Report for Financial Year 2020-21

		month							
BAJA0205000	2a: Private Hospitals who are Network Provider	Ageing of repudiated claims::Claims repudiated within 1-3 months	810 946 8	0.00	0.00	0.00	0.00	0.00	0.00
BAJA0205000	2a: Private Hospitals who are Network Provider	Ageing of repudiated claims::Claims repudiated within 3-6 months	810 946 9	0.00	0.00	1	12817	0.00	0.00
BAJA0205000	2a: Private Hospitals who are Network Provider	Ageing of repudiated claims::Claims repudiated within 6-12 months	810 947 0	0.00	0.00	2	48550	0.00	0.00
BAJA0205000	2a: Private Hospitals who are Network Provider	Ageing of repudiated claims::Claims repudiated within 1-2 years	810 947 1	2	562312	0.00	0.00	0.00	0.00
BAJA0205000	2a: Private Hospitals who are Network Provider	Ageing of repudiated claims::claims repudiated within more than 2 years	810 947 2	0.00	0.00	0.00	0.00	0.00	0.00
BAJA0205000	2b: Private Hospitals who are not Network Providers	New claims received during the period	810 945 4	0.00	0.00	1	279949.5	0.00	0.00
BAJA0205000	2b: Private Hospitals who are not Network Providers	Amount of claim partially disallowed owing to the Terms and Conditions of the policy	810 956 1	0.00	0.00	0.00	79920	0.00	0.00
BAJA0205000	2b: Private Hospitals who are not Network Providers	Ageing of pending claims::Claims pending for less than 1 month	810 945 5	0.00	0.00	0.00	0.00	0.00	0.00
BAJA0205000	2b: Private Hospitals who are not Network Providers	Ageing of pending claims::Claims pending for 1-3 months	810 945 6	0.00	0.00	0.00	0.00	0.00	0.00

## IRDA Annual Report for Financial Year 2020-21

BAJA0205000	2b: Private Hospitals who are not Network Providers	Ageing of pending claims::Claims pending for 3-6 months	810 945 7	0.00	0.00	0.00	0.00	0.00	0.00
BAJA0205000	2b: Private Hospitals who are not Network Providers	Ageing of pending claims::Claims pending for 6-12 months	810 945 8	0.00	0.00	1	23095	0.00	0.00
BAJA0205000	2b: Private Hospitals who are not Network Providers	Ageing of pending claims::Claims pending for 1-2 years	810 945 9	0.00	0.00	0.00	0.00	0.00	0.00
BAJA0205000	2b: Private Hospitals who are not Network Providers	Ageing of pending claims::Claims pending for more than 2 years	810 946 0	0.00	0.00	0.00	0.00	0.00	0.00
BAJA0205000	2b: Private Hospitals who are not Network Providers	Ageing of settled claims::Claims settled for less than 1 month	810 946 1	0.00	0.00	3	62801	0.00	0.00
BAJA0205000	2b: Private Hospitals who are not Network Providers	Ageing of settled claims::Claims settled for 1-3 months	810 946 2	0.00	0.00	2	108401	0.00	0.00
BAJA0205000	2b: Private Hospitals who are not Network Providers	Ageing of settled claims::Claims settled for 3-6 months	810 946 3	0.00	0.00	0.00	0.00	0.00	0.00
BAJA0205000	2b: Private Hospitals who are not Network Providers	Ageing of settled claims::Claims settled for 6-12 months	810 946 4	0.00	0.00	0.00	0.00	0.00	0.00
BAJA0205000	2b: Private Hospitals who are not Network Providers	Ageing of settled claims::Claims settled for 1-2 years	810 946 5	0.00	0.00	0.00	0.00	0.00	0.00
BAJA0205000	2b: Private Hospitals who are not Network Providers	Ageing of settled claims::Claims settled for more than 2 years	810 946 6	0.00	0.00	0.00	0.00	0.00	0.00
BAJA0205000	2b: Private Hospitals who are not Network Providers	Ageing of repudiated claims::Claims repudiated within 1 month	810 946 7	0.00	0.00	0.00	0.00	0.00	0.00
BAJA0205000	2b: Private Hospitals who	Ageing of repudiated	810	0.00	0.00	0.00	0.00	0.00	0.00



# IRDA Annual Report for Financial Year 2020-21

	are not Network Providers	claims::Claims repudiated within 1-3 months	946 8						
BAJA0205000	2b: Private Hospitals who are not Network Providers	Ageing of repudiated claims::Claims repudiated within 3-6 months	810 946 9	0.00	0.00	1	90910	0.00	0.00
BAJA0205000	2b: Private Hospitals who are not Network Providers	Ageing of repudiated claims::Claims repudiated within 6-12 months	810 947 0	0.00	0.00	2	49581	0.00	0.00
BAJA0205000	2b: Private Hospitals who are not Network Providers	Ageing of repudiated claims::Claims repudiated within 1-2 years	810 947 1	0.00	0.00	0.00	0.00	0.00	0.00
BAJA0205000	2b: Private Hospitals who are not Network Providers	Ageing of repudiated claims::claims repudiated within more than 2 years	810 947 2	0.00	0.00	0.00	0.00	0.00	0.00
BHAR2706000	1a: Government Hospitals who are Network Providers; Hospitals who are not Network Providers	New claims received during the period	810 945 4	0.00	0.00	0.00	0.00	0.00	0.00
BHAR2706000	1a: Government Hospitals who are Network Providers; Hospitals who are not Network Providers	Amount of claim partially disallowed owing to the Terms and Conditions of the policy	810 956 1	0.00	0.00	0.00	0.00	0.00	0.00
BHAR2706000	1a: Government Hospitals who are Network Providers; Hospitals who are not Network Providers	Ageing of pending claims::Claims pending for less than 1 month	810 945 5	0.00	0.00	0.00	0.00	0.00	0.00
BHAR2706000	1a: Government Hospitals who are Network Providers; Hospitals who	Ageing of pending claims::Claims pending for 1-3 months	810 945 6	0.00	0.00	0.00	0.00	0.00	0.00

## IRDA Annual Report for Financial Year 2020-21

	are not Network Providers								
BHAR2706000	1a: Government Hospitals who are Network Providers; Hospitals who are not Network Providers	Ageing of pending claims::Claims pending for 3-6 months	810 945 7	0.00	0.00	0.00	0.00	0.00	0.00
BHAR2706000	1a: Government Hospitals who are Network Providers; Hospitals who are not Network Providers	Ageing of pending claims::Claims pending for 6-12 months	810 945 8	0.00	0.00	0.00	0.00	0.00	0.00
BHAR2706000	1a: Government Hospitals who are Network Providers; Hospitals who are not Network Providers	Ageing of pending claims::Claims pending for 1-2 years	810 945 9	0.00	0.00	0.00	0.00	0.00	0.00
BHAR2706000	1a: Government Hospitals who are Network Providers; Hospitals who are not Network Providers	Ageing of pending claims::Claims pending for more than 2 years	810 946 0	0.00	0.00	0.00	0.00	0.00	0.00
BHAR2706000	1a: Government Hospitals who are Network Providers; Hospitals who are not Network Providers	Ageing of settled claims::Claims settled for less than 1 month	810 946 1	0.00	0.00	0.00	0.00	0.00	0.00
BHAR2706000	1a: Government Hospitals who are Network Providers; Hospitals who are not Network Providers	Ageing of settled claims::Claims settled for 1-3 months	810 946 2	0.00	0.00	0.00	0.00	0.00	0.00
BHAR2706000	1a: Government Hospitals who are Network Providers; Hospitals who are not Network Providers	Ageing of settled claims::Claims settled for 3-6 months	810 946 3	0.00	0.00	0.00	0.00	0.00	0.00
BHAR2706000	1a: Government Hospitals who are Network Providers; Hospitals who are not Network Providers	Ageing of settled claims::Claims settled for 6-12 months	810 946 4	0.00	0.00	0.00	0.00	0.00	0.00
BHAR2706000	1a: Government Hospitals who are Network	Ageing of settled claims::Claims settled	810 946	0.00	0.00	0.00	0.00	0.00	0.00

## IRDA Annual Report for Financial Year 2020-21

	Providers; Hospitals who are not Network Providers	for 1-2 years	5						
BHAR2706000	1a: Government Hospitals who are Network Providers; Hospitals who are not Network Providers	Ageing of settled claims::Claims settled for more than 2 years	810 946 6	0.00	0.00	0.00	0.00	0.00	0.00
BHAR2706000	1a: Government Hospitals who are Network Providers; Hospitals who are not Network Providers	Ageing of repudiated claims::Claims repudiated within 1 month	810 946 7	0.00	0.00	0.00	0.00	0.00	0.00
BHAR2706000	1a: Government Hospitals who are Network Providers; Hospitals who are not Network Providers	Ageing of repudiated claims::Claims repudiated within 1-3 months	810 946 8	0.00	0.00	0.00	0.00	0.00	0.00
BHAR2706000	1a: Government Hospitals who are Network Providers; Hospitals who are not Network Providers	Ageing of repudiated claims::Claims repudiated within 3-6 months	810 946 9	0.00	0.00	0.00	0.00	0.00	0.00
BHAR2706000	1a: Government Hospitals who are Network Providers; Hospitals who are not Network Providers	Ageing of repudiated claims::Claims repudiated within 6-12 months	810 947 0	0.00	0.00	0.00	0.00	0.00	0.00
BHAR2706000	1a: Government Hospitals who are Network Providers; Hospitals who are not Network Providers	Ageing of repudiated claims::Claims repudiated within 1-2 years	810 947 1	0.00	0.00	0.00	0.00	0.00	0.00
BHAR2706000	1a: Government Hospitals who are Network Providers; Hospitals who are not Network Providers	Ageing of repudiated claims::claims repudiated within more than 2 years	810 947 2	0.00	0.00	0.00	0.00	0.00	0.00
BHAR2706000	1b: Government Hospitals who are not Network Providers	New claims received during the period	810 945 4	0.00	0.00	0.00	0.00	0.00	0.00
BHAR2706000	1b: Government Hospitals who are not Network	Amount of claim partially disallowed	810 956	0.00	0.00	0.00	0.00	0.00	0.00

## IRDA Annual Report for Financial Year 2020-21

	Providers	owing to the Terms and Conditions of the policy	1						
BHAR2706000	1b: Government Hospitals who are not Network Providers	Ageing of pending claims::Claims pending for less than 1 month	810 945 5	0.00	0.00	0.00	0.00	0.00	0.00
BHAR2706000	1b: Government Hospitals who are not Network Providers	Ageing of pending claims::Claims pending for 1-3 months	810 945 6	0.00	0.00	0.00	0.00	0.00	0.00
BHAR2706000	1b: Government Hospitals who are not Network Providers	Ageing of pending claims::Claims pending for 3-6 months	810 945 7	0.00	0.00	0.00	0.00	0.00	0.00
BHAR2706000	1b: Government Hospitals who are not Network Providers	Ageing of pending claims::Claims pending for 6-12 months	810 945 8	0.00	0.00	0.00	0.00	0.00	0.00
BHAR2706000	1b: Government Hospitals who are not Network Providers	Ageing of pending claims::Claims pending for 1-2 years	810 945 9	0.00	0.00	0.00	0.00	0.00	0.00
BHAR2706000	1b: Government Hospitals who are not Network Providers	Ageing of pending claims::Claims pending for more than 2 years	810 946 0	0.00	0.00	0.00	0.00	0.00	0.00
BHAR2706000	1b: Government Hospitals who are not Network Providers	Ageing of settled claims::Claims settled for less than 1 month	810 946 1	0.00	0.00	0.00	0.00	0.00	0.00
BHAR2706000	1b: Government Hospitals who are not Network Providers	Ageing of settled claims::Claims settled for 1-3 months	810 946 2	0.00	0.00	0.00	0.00	0.00	0.00
BHAR2706000	1b: Government Hospitals who are not Network Providers	Ageing of settled claims::Claims settled for 3-6 months	810 946 3	0.00	0.00	0.00	0.00	0.00	0.00
BHAR2706000	1b: Government Hospitals who are not Network Providers	Ageing of settled claims::Claims settled for 6-12 months	810 946 4	0.00	0.00	0.00	0.00	0.00	0.00
BHAR2706000	1b: Government Hospitals who are not Network Providers	Ageing of settled claims::Claims settled	810 946	0.00	0.00	0.00	0.00	0.00	0.00

# IRDA Annual Report for Financial Year 2020-21

	Providers	for 1-2 years	5						
BHAR2706000	1b: Government Hospitals who are not Network Providers	Ageing of settled claims::Claims settled for more than 2 years	810 946 6	0.00	0.00	0.00	0.00	0.00	0.00
BHAR2706000	1b: Government Hospitals who are not Network Providers	Ageing of repudiated claims::Claims repudiated within 1 month	810 946 7	0.00	0.00	0.00	0.00	0.00	0.00
BHAR2706000	1b: Government Hospitals who are not Network Providers	Ageing of repudiated claims::Claims repudiated within 1-3 months	810 946 8	0.00	0.00	0.00	0.00	0.00	0.00
BHAR2706000	1b: Government Hospitals who are not Network Providers	Ageing of repudiated claims::Claims repudiated within 3-6 months	810 946 9	0.00	0.00	0.00	0.00	0.00	0.00
BHAR2706000	1b: Government Hospitals who are not Network Providers	Ageing of repudiated claims::Claims repudiated within 6-12 months	810 947 0	0.00	0.00	0.00	0.00	0.00	0.00
BHAR2706000	1b: Government Hospitals who are not Network Providers	Ageing of repudiated claims::Claims repudiated within 1-2 years	810 947 1	0.00	0.00	0.00	0.00	0.00	0.00
BHAR2706000	1b: Government Hospitals who are not Network Providers	Ageing of repudiated claims::claims repudiated within more than 2 years	810 947 2	0.00	0.00	0.00	0.00	0.00	0.00
BHAR2706000	2a: Private Hospitals who are Network Provider	New claims received during the period	810 945 4	144	14916015.09	142	8341796.8	0.00	0.00
BHAR2706000	2a: Private Hospitals who are Network Provider	Amount of claim partially disallowed owing to the Terms and Conditions of the	810 956 1	0.00	4061036.89	0.00	1796701	0.00	0.00

## IRDA Annual Report for Financial Year 2020-21

		policy							
BHAR2706000	2a: Private Hospitals who are Network Provider	Ageing of pending claims::Claims pending for less than 1 month	810 945 5	17	1145338	9	295638.75	0.00	0.00
BHAR2706000	2a: Private Hospitals who are Network Provider	Ageing of pending claims::Claims pending for 1-3 months	810 945 6	4	504529	17	716080	0.00	0.00
BHAR2706000	2a: Private Hospitals who are Network Provider	Ageing of pending claims::Claims pending for 3-6 months	810 945 7	2	72000	6	292926.05	0.00	0.00
BHAR2706000	2a: Private Hospitals who are Network Provider	Ageing of pending claims::Claims pending for 6-12 months	810 945 8	2	62816	2	45229.5	0.00	0.00
BHAR2706000	2a: Private Hospitals who are Network Provider	Ageing of pending claims::Claims pending for 1-2 years	810 945 9	1	200000	1	18483	0.00	0.00
BHAR2706000	2a: Private Hospitals who are Network Provider	Ageing of pending claims::Claims pending for more than 2 years	810 946 0	0.00	0.00	0.00	0.00	0.00	0.00
BHAR2706000	2a: Private Hospitals who are Network Provider	Ageing of settled claims::Claims settled for less than 1 month	810 946 1	154	9076835	101	4091998	0.00	0.00
BHAR2706000	2a: Private Hospitals who are Network Provider	Ageing of settled claims::Claims settled for 1-3 months	810 946 2	12	2668425	4	74129	0.00	0.00
BHAR2706000	2a: Private Hospitals who are Network Provider	Ageing of settled claims::Claims settled for 3-6 months	810 946 3	3	403765	0.00	0.00	0.00	0.00
BHAR2706000	2a: Private Hospitals who are Network Provider	Ageing of settled claims::Claims settled for 6-12 months	810 946 4	1	450000	0.00	0.00	0.00	0.00
BHAR2706000	2a: Private Hospitals who are Network Provider	Ageing of settled claims::Claims settled for 1-2 years	810 946 5	0.00	0.00	0.00	0.00	0.00	0.00
BHAR2706000	2a: Private Hospitals who	Ageing of settled	810	0.00	0.00	0.00	0.00	0.00	0.00

## IRDA Annual Report for Financial Year 2020-21

	are Network Provider	claims::Claims settled for more than 2 years	946 6						
BHAR2706000	2a: Private Hospitals who are Network Provider	Ageing of repudiated claims::Claims repudiated within 1 month	810 946 7	5	207331	8	266076	0.00	0.00
BHAR2706000	2a: Private Hospitals who are Network Provider	Ageing of repudiated claims::Claims repudiated within 1-3 months	810 946 8	0.00	0.00	10	453580	0.00	0.00
BHAR2706000	2a: Private Hospitals who are Network Provider	Ageing of repudiated claims::Claims repudiated within 3-6 months	810 946 9	1	28750	3	153890	0.00	0.00
BHAR2706000	2a: Private Hospitals who are Network Provider	Ageing of repudiated claims::Claims repudiated within 6-12 months	810 947 0	1	217169	2	44075	0.00	0.00
BHAR2706000	2a: Private Hospitals who are Network Provider	Ageing of repudiated claims::Claims repudiated within 1-2 years	810 947 1	0.00	0.00	8	198675	0.00	0.00
BHAR2706000	2a: Private Hospitals who are Network Provider	Ageing of repudiated claims::claims repudiated within more than 2 years	810 947 2	0.00	0.00	0.00	0.00	0.00	0.00
BHAR2706000	2b: Private Hospitals who are not Network Providers	New claims received during the period	810 945 4	0.00	0.00	150	6741916.8	0.00	0.00
BHAR2706000	2b: Private Hospitals who are not Network Providers	Amount of claim partially disallowed owing to the Terms and Conditions of the policy	810 956 1	0.00	0.00	0.00	949506	0.00	0.00
BHAR2706000	2b: Private Hospitals who	Ageing of pending	810	0.00	0.00	29	1287629.95	0.00	0.00

## IRDA Annual Report for Financial Year 2020-21

	are not Network Providers	claims::Claims pending for less than 1 month	945 5						
BHAR2706000	2b: Private Hospitals who are not Network Providers	Ageing of pending claims::Claims pending for 1-3 months	810 945 6	0.00	0.00	8	275419.85	0.00	0.00
BHAR2706000	2b: Private Hospitals who are not Network Providers	Ageing of pending claims::Claims pending for 3-6 months	810 945 7	0.00	0.00	4	152121.85	0.00	0.00
BHAR2706000	2b: Private Hospitals who are not Network Providers	Ageing of pending claims::Claims pending for 6-12 months	810 945 8	0.00	0.00	8	190340.35	0.00	0.00
BHAR2706000	2b: Private Hospitals who are not Network Providers	Ageing of pending claims::Claims pending for 1-2 years	810 945 9	0.00	0.00	9	93708	0.00	0.00
BHAR2706000	2b: Private Hospitals who are not Network Providers	Ageing of pending claims::Claims pending for more than 2 years	810 946 0	0.00	0.00	1	51642.6	0.00	0.00
BHAR2706000	2b: Private Hospitals who are not Network Providers	Ageing of settled claims::Claims settled for less than 1 month	810 946 1	0.00	0.00	103	3064572	0.00	0.00
BHAR2706000	2b: Private Hospitals who are not Network Providers	Ageing of settled claims::Claims settled for 1-3 months	810 946 2	0.00	0.00	9	559148	0.00	0.00
BHAR2706000	2b: Private Hospitals who are not Network Providers	Ageing of settled claims::Claims settled for 3-6 months	810 946 3	0.00	0.00	1	26309	0.00	0.00
BHAR2706000	2b: Private Hospitals who are not Network Providers	Ageing of settled claims::Claims settled for 6-12 months	810 946 4	0.00	0.00	0.00	0.00	0.00	0.00
BHAR2706000	2b: Private Hospitals who are not Network Providers	Ageing of settled claims::Claims settled for 1-2 years	810 946 5	0.00	0.00	0.00	0.00	0.00	0.00
BHAR2706000	2b: Private Hospitals who are not Network Providers	Ageing of settled claims::Claims settled for more than 2 years	810 946 6	0.00	0.00	0.00	0.00	0.00	0.00



## IRDA Annual Report for Financial Year 2020-21

BHAR2706000	2b: Private Hospitals who are not Network Providers	Ageing of repudiated claims::Claims repudiated within 1 month	810 946 7	0.00	0.00	6	170095	0.00	0.00
BHAR2706000	2b: Private Hospitals who are not Network Providers	Ageing of repudiated claims::Claims repudiated within 1-3 months	810 946 8	0.00	0.00	3	99202	0.00	0.00
BHAR2706000	2b: Private Hospitals who are not Network Providers	Ageing of repudiated claims::Claims repudiated within 3-6 months	810 946 9	0.00	0.00	1	45627	0.00	0.00
BHAR2706000	2b: Private Hospitals who are not Network Providers	Ageing of repudiated claims::Claims repudiated within 6-12 months	810 947 0	0.00	0.00	6	99918	0.00	0.00
BHAR2706000	2b: Private Hospitals who are not Network Providers	Ageing of repudiated claims::Claims repudiated within 1-2 years	810 947 1	0.00	0.00	4	207283	0.00	0.00
BHAR2706000	2b: Private Hospitals who are not Network Providers	Ageing of repudiated claims::claims repudiated within more than 2 years	810 947 2	0.00	0.00	0.00	0.00	0.00	0.00
CHOL1507000	1a: Government Hospitals who are Network Providers; Hospitals who are not Network Providers	New claims received during the period	810 945 4	0.00	0.00	0.00	0.00	0.00	0.00
CHOL1507000	1a: Government Hospitals who are Network Providers; Hospitals who are not Network Providers	Amount of claim partially disallowed owing to the Terms and Conditions of the policy	810 956 1	0.00	0.00	0.00	0.00	0.00	0.00
CHOL1507000	1a: Government Hospitals who are Network	Ageing of pending claims::Claims pending	810 945	0.00	0.00	0.00	0.00	0.00	0.00

## IRDA Annual Report for Financial Year 2020-21

	Providers; Hospitals who are not Network Providers	for less than 1 month	5						
CHOL1507000	1a: Government Hospitals who are Network Providers; Hospitals who are not Network Providers	Ageing of pending claims::Claims pending for 1-3 months	810 945 6	0.00	0.00	0.00	0.00	0.00	0.00
CHOL1507000	1a: Government Hospitals who are Network Providers; Hospitals who are not Network Providers	Ageing of pending claims::Claims pending for 3-6 months	810 945 7	0.00	0.00	0.00	0.00	0.00	0.00
CHOL1507000	1a: Government Hospitals who are Network Providers; Hospitals who are not Network Providers	Ageing of pending claims::Claims pending for 6-12 months	810 945 8	0.00	0.00	0.00	0.00	0.00	0.00
CHOL1507000	1a: Government Hospitals who are Network Providers; Hospitals who are not Network Providers	Ageing of pending claims::Claims pending for 1-2 years	810 945 9	0.00	0.00	0.00	0.00	0.00	0.00
CHOL1507000	1a: Government Hospitals who are Network Providers; Hospitals who are not Network Providers	Ageing of pending claims::Claims pending for more than 2 years	810 946 0	0.00	0.00	0.00	0.00	0.00	0.00
CHOL1507000	1a: Government Hospitals who are Network Providers; Hospitals who are not Network Providers	Ageing of settled claims::Claims settled for less than 1 month	810 946 1	0.00	0.00	0.00	0.00	0.00	0.00
CHOL1507000	1a: Government Hospitals who are Network Providers; Hospitals who are not Network Providers	Ageing of settled claims::Claims settled for 1-3 months	810 946 2	0.00	0.00	0.00	0.00	0.00	0.00
CHOL1507000	1a: Government Hospitals who are Network Providers; Hospitals who are not Network Providers	Ageing of settled claims::Claims settled for 3-6 months	810 946 3	0.00	0.00	0.00	0.00	0.00	0.00
CHOL1507000	1a: Government Hospitals	Ageing of settled	810	0.00	0.00	0.00	0.00	0.00	0.00

## IRDA Annual Report for Financial Year 2020-21

	who are Network Providers; Hospitals who are not Network Providers	claims::Claims settled for 6-12 months	946 4						
CHOL1507000	1a: Government Hospitals who are Network Providers; Hospitals who are not Network Providers	Ageing of settled claims::Claims settled for 1-2 years	810 946 5	0.00	0.00	0.00	0.00	0.00	0.00
CHOL1507000	1a: Government Hospitals who are Network Providers; Hospitals who are not Network Providers	Ageing of settled claims::Claims settled for more than 2 years	810 946 6	0.00	0.00	0.00	0.00	0.00	0.00
CHOL1507000	1a: Government Hospitals who are Network Providers; Hospitals who are not Network Providers	Ageing of repudiated claims::Claims repudiated within 1 month	810 946 7	0.00	0.00	0.00	0.00	0.00	0.00
CHOL1507000	1a: Government Hospitals who are Network Providers; Hospitals who are not Network Providers	Ageing of repudiated claims::Claims repudiated within 1-3 months	810 946 8	0.00	0.00	0.00	0.00	0.00	0.00
CHOL1507000	1a: Government Hospitals who are Network Providers; Hospitals who are not Network Providers	Ageing of repudiated claims::Claims repudiated within 3-6 months	810 946 9	0.00	0.00	0.00	0.00	0.00	0.00
CHOL1507000	1a: Government Hospitals who are Network Providers; Hospitals who are not Network Providers	Ageing of repudiated claims::Claims repudiated within 6-12 months	810 947 0	0.00	0.00	0.00	0.00	0.00	0.00
CHOL1507000	1a: Government Hospitals who are Network Providers; Hospitals who are not Network Providers	Ageing of repudiated claims::Claims repudiated within 1-2 years	810 947 1	0.00	0.00	0.00	0.00	0.00	0.00
CHOL1507000	1a: Government Hospitals who are Network Providers; Hospitals who are not Network Providers	Ageing of repudiated claims::claims repudiated within more than 2 years	810 947 2	0.00	0.00	0.00	0.00	0.00	0.00

## IRDA Annual Report for Financial Year 2020-21

CHOL1507000	1b: Government Hospitals who are not Network Providers	New claims received during the period	810 945 4	0.00	0.00	0.00	0.00	0.00	0.00
CHOL1507000	1b: Government Hospitals who are not Network Providers	Amount of claim partially disallowed owing to the Terms and Conditions of the policy	810 956 1	0.00	0.00	0.00	0.00	0.00	0.00
CHOL1507000	1b: Government Hospitals who are not Network Providers	Ageing of pending claims::Claims pending for less than 1 month	810 945 5	0.00	0.00	0.00	0.00	0.00	0.00
CHOL1507000	1b: Government Hospitals who are not Network Providers	Ageing of pending claims::Claims pending for 1-3 months	810 945 6	0.00	0.00	0.00	0.00	0.00	0.00
CHOL1507000	1b: Government Hospitals who are not Network Providers	Ageing of pending claims::Claims pending for 3-6 months	810 945 7	0.00	0.00	0.00	0.00	0.00	0.00
CHOL1507000	1b: Government Hospitals who are not Network Providers	Ageing of pending claims::Claims pending for 6-12 months	810 945 8	0.00	0.00	0.00	0.00	0.00	0.00
CHOL1507000	1b: Government Hospitals who are not Network Providers	Ageing of pending claims::Claims pending for 1-2 years	810 945 9	0.00	0.00	0.00	0.00	0.00	0.00
CHOL1507000	1b: Government Hospitals who are not Network Providers	Ageing of pending claims::Claims pending for more than 2 years	810 946 0	0.00	0.00	0.00	0.00	0.00	0.00
CHOL1507000	1b: Government Hospitals who are not Network Providers	Ageing of settled claims::Claims settled for less than 1 month	810 946 1	0.00	0.00	0.00	0.00	0.00	0.00
CHOL1507000	1b: Government Hospitals who are not Network Providers	Ageing of settled claims::Claims settled for 1-3 months	810 946 2	0.00	0.00	0.00	0.00	0.00	0.00
CHOL1507000	1b: Government Hospitals who are not Network Providers	Ageing of settled claims::Claims settled for 3-6 months	810 946 3	0.00	0.00	0.00	0.00	0.00	0.00

## IRDA Annual Report for Financial Year 2020-21

CHOL1507000	1b: Government Hospitals who are not Network Providers	Ageing of settled claims::Claims settled for 6-12 months	810 946 4	0.00	0.00	0.00	0.00	0.00	0.00
CHOL1507000	1b: Government Hospitals who are not Network Providers	Ageing of settled claims::Claims settled for 1-2 years	810 946 5	0.00	0.00	0.00	0.00	0.00	0.00
CHOL1507000	1b: Government Hospitals who are not Network Providers	Ageing of settled claims::Claims settled for more than 2 years	810 946 6	0.00	0.00	0.00	0.00	0.00	0.00
CHOL1507000	1b: Government Hospitals who are not Network Providers	Ageing of repudiated claims::Claims repudiated within 1 month	810 946 7	0.00	0.00	0.00	0.00	0.00	0.00
CHOL1507000	1b: Government Hospitals who are not Network Providers	Ageing of repudiated claims::Claims repudiated within 1-3 months	810 946 8	0.00	0.00	0.00	0.00	0.00	0.00
CHOL1507000	1b: Government Hospitals who are not Network Providers	Ageing of repudiated claims::Claims repudiated within 3-6 months	810 946 9	0.00	0.00	0.00	0.00	0.00	0.00
CHOL1507000	1b: Government Hospitals who are not Network Providers	Ageing of repudiated claims::Claims repudiated within 6-12 months	810 947 0	0.00	0.00	0.00	0.00	0.00	0.00
CHOL1507000	1b: Government Hospitals who are not Network Providers	Ageing of repudiated claims::Claims repudiated within 1-2 years	810 947 1	0.00	0.00	0.00	0.00	0.00	0.00
CHOL1507000	1b: Government Hospitals who are not Network Providers	Ageing of repudiated claims::claims repudiated within more than 2 years	810 947 2	0.00	0.00	0.00	0.00	0.00	0.00
CHOL1507000	2a: Private Hospitals who are Network Provider	New claims received during the period	810 945	1	100000	0.00	0.00	0.00	0.00

## IRDA Annual Report for Financial Year 2020-21

			4						
CHOL1507000	2a: Private Hospitals who are Network Provider	Amount of claim partially disallowed owing to the Terms and Conditions of the policy	810 956 1	0.00	0.00	0.00	4705	0.00	0.00
CHOL1507000	2a: Private Hospitals who are Network Provider	Ageing of pending claims::Claims pending for less than 1 month	810 945 5	0.00	0.00	0.00	0.00	0.00	0.00
CHOL1507000	2a: Private Hospitals who are Network Provider	Ageing of pending claims::Claims pending for 1-3 months	810 945 6	1	100000	0.00	0.00	0.00	0.00
CHOL1507000	2a: Private Hospitals who are Network Provider	Ageing of pending claims::Claims pending for 3-6 months	810 945 7	0.00	0.00	0.00	0.00	0.00	0.00
CHOL1507000	2a: Private Hospitals who are Network Provider	Ageing of pending claims::Claims pending for 6-12 months	810 945 8	0.00	0.00	0.00	0.00	0.00	0.00
CHOL1507000	2a: Private Hospitals who are Network Provider	Ageing of pending claims::Claims pending for 1-2 years	810 945 9	0.00	0.00	0.00	0.00	0.00	0.00
CHOL1507000	2a: Private Hospitals who are Network Provider	Ageing of pending claims::Claims pending for more than 2 years	810 946 0	0.00	0.00	0.00	0.00	0.00	0.00
CHOL1507000	2a: Private Hospitals who are Network Provider	Ageing of settled claims::Claims settled for less than 1 month	810 946 1	0.00	0.00	0.00	0.00	0.00	0.00
CHOL1507000	2a: Private Hospitals who are Network Provider	Ageing of settled claims::Claims settled for 1-3 months	810 946 2	0.00	0.00	0.00	0.00	0.00	0.00
CHOL1507000	2a: Private Hospitals who are Network Provider	Ageing of settled claims::Claims settled for 3-6 months	810 946 3	0.00	0.00	0.00	0.00	0.00	0.00
CHOL1507000	2a: Private Hospitals who are Network Provider	Ageing of settled claims::Claims settled	810 946	0.00	0.00	0.00	0.00	0.00	0.00

## IRDA Annual Report for Financial Year 2020-21

		for 6-12 months	4						
CHOL1507000	2a: Private Hospitals who are Network Provider	Ageing of settled claims::Claims settled for 1-2 years	810 946 5	0.00	0.00	0.00	0.00	0.00	0.00
CHOL1507000	2a: Private Hospitals who are Network Provider	Ageing of settled claims::Claims settled for more than 2 years	810 946 6	0.00	0.00	0.00	0.00	0.00	0.00
CHOL1507000	2a: Private Hospitals who are Network Provider	Ageing of repudiated claims::Claims repudiated within 1 month	810 946 7	0.00	0.00	0.00	0.00	0.00	0.00
CHOL1507000	2a: Private Hospitals who are Network Provider	Ageing of repudiated claims::Claims repudiated within 1-3 months	810 946 8	0.00	0.00	2	22190	0.00	0.00
CHOL1507000	2a: Private Hospitals who are Network Provider	Ageing of repudiated claims::Claims repudiated within 3-6 months	810 946 9	0.00	0.00	0.00	0.00	0.00	0.00
CHOL1507000	2a: Private Hospitals who are Network Provider	Ageing of repudiated claims::Claims repudiated within 6-12 months	810 947 0	0.00	0.00	0.00	0.00	0.00	0.00
CHOL1507000	2a: Private Hospitals who are Network Provider	Ageing of repudiated claims::Claims repudiated within 1-2 years	810 947 1	0.00	0.00	0.00	0.00	0.00	0.00
CHOL1507000	2a: Private Hospitals who are Network Provider	Ageing of repudiated claims::claims repudiated within more than 2 years	810 947 2	0.00	0.00	0.00	0.00	0.00	0.00
CHOL1507000	2b: Private Hospitals who are not Network Providers	New claims received during the period	810 945 4	0.00	0.00	0.00	185637	0.00	0.00
CHOL1507000	2b: Private Hospitals who	Amount of claim	810	0.00	0.00	0.00	50858	0.00	0.00

# IRDA Annual Report for Financial Year 2020-21

	are not Network Providers	partially disallowed owing to the Terms and Conditions of the policy	956 1						
CHOL1507000	2b: Private Hospitals who are not Network Providers	Ageing of pending claims::Claims pending for less than 1 month	810 945 5	0.00	0.00	0.00	0.00	0.00	0.00
CHOL1507000	2b: Private Hospitals who are not Network Providers	Ageing of pending claims::Claims pending for 1-3 months	810 945 6	0.00	0.00	0.00	0.00	0.00	0.00
CHOL1507000	2b: Private Hospitals who are not Network Providers	Ageing of pending claims::Claims pending for 3-6 months	810 945 7	0.00	0.00	0.00	0.00	0.00	0.00
CHOL1507000	2b: Private Hospitals who are not Network Providers	Ageing of pending claims::Claims pending for 6-12 months	810 945 8	0.00	0.00	0.00	0.00	0.00	0.00
CHOL1507000	2b: Private Hospitals who are not Network Providers	Ageing of pending claims::Claims pending for 1-2 years	810 945 9	0.00	0.00	0.00	0.00	0.00	0.00
CHOL1507000	2b: Private Hospitals who are not Network Providers	Ageing of pending claims::Claims pending for more than 2 years	810 946 0	0.00	0.00	0.00	0.00	0.00	0.00
CHOL1507000	2b: Private Hospitals who are not Network Providers	Ageing of settled claims::Claims settled for less than 1 month	810 946 1	0.00	0.00	1	88688	0.00	0.00
CHOL1507000	2b: Private Hospitals who are not Network Providers	Ageing of settled claims::Claims settled for 1-3 months	810 946 2	0.00	0.00	0.00	0.00	0.00	0.00
CHOL1507000	2b: Private Hospitals who are not Network Providers	Ageing of settled claims::Claims settled for 3-6 months	810 946 3	0.00	0.00	0.00	0.00	0.00	0.00
CHOL1507000	2b: Private Hospitals who are not Network Providers	Ageing of settled claims::Claims settled for 6-12 months	810 946 4	0.00	0.00	0.00	0.00	0.00	0.00
CHOL1507000	2b: Private Hospitals who	Ageing of settled	810	0.00	0.00	0.00	0.00	0.00	0.00



## IRDA Annual Report for Financial Year 2020-21

	are not Network Providers	claims::Claims settled for 1-2 years	946 5						
CHOL1507000	2b: Private Hospitals who are not Network Providers	Ageing of settled claims::Claims settled for more than 2 years	810 946 6	0.00	0.00	0.00	0.00	0.00	0.00
CHOL1507000	2b: Private Hospitals who are not Network Providers	Ageing of repudiated claims::Claims repudiated within 1 month	810 946 7	0.00	0.00	1	75046	0.00	0.00
CHOL1507000	2b: Private Hospitals who are not Network Providers	Ageing of repudiated claims::Claims repudiated within 1-3 months	810 946 8	0.00	0.00	0.00	0.00	0.00	0.00
CHOL1507000	2b: Private Hospitals who are not Network Providers	Ageing of repudiated claims::Claims repudiated within 3-6 months	810 946 9	0.00	0.00	0.00	0.00	0.00	0.00
CHOL1507000	2b: Private Hospitals who are not Network Providers	Ageing of repudiated claims::Claims repudiated within 6-12 months	810 947 0	0.00	0.00	0.00	0.00	0.00	0.00
CHOL1507000	2b: Private Hospitals who are not Network Providers	Ageing of repudiated claims::Claims repudiated within 1-2 years	810 947 1	0.00	0.00	0.00	0.00	0.00	0.00
CHOL1507000	2b: Private Hospitals who are not Network Providers	Ageing of repudiated claims::claims repudiated within more than 2 years	810 947 2	0.00	0.00	0.00	0.00	0.00	0.00
CIGN1311000	1a: Government Hospitals who are Network Providers; Hospitals who are not Network Providers	New claims received during the period	810 945 4	0.00	0.00	0.00	0.00	0.00	0.00
CIGN1311000	1a: Government Hospitals who are Network	Amount of claim partially disallowed	810 956	0.00	0.00	0.00	0.00	0.00	0.00

## IRDA Annual Report for Financial Year 2020-21

	Providers; Hospitals who are not Network Providers	owing to the Terms and Conditions of the policy	1						
CIGN1311000	1a: Government Hospitals who are Network Providers; Hospitals who are not Network Providers	Ageing of pending claims::Claims pending for less than 1 month	810 945 5	0.00	0.00	0.00	0.00	0.00	0.00
CIGN1311000	1a: Government Hospitals who are Network Providers; Hospitals who are not Network Providers	Ageing of pending claims::Claims pending for 1-3 months	810 945 6	0.00	0.00	0.00	0.00	0.00	0.00
CIGN1311000	1a: Government Hospitals who are Network Providers; Hospitals who are not Network Providers	Ageing of pending claims::Claims pending for 3-6 months	810 945 7	0.00	0.00	0.00	0.00	0.00	0.00
CIGN1311000	1a: Government Hospitals who are Network Providers; Hospitals who are not Network Providers	Ageing of pending claims::Claims pending for 6-12 months	810 945 8	0.00	0.00	0.00	0.00	0.00	0.00
CIGN1311000	1a: Government Hospitals who are Network Providers; Hospitals who are not Network Providers	Ageing of pending claims::Claims pending for 1-2 years	810 945 9	0.00	0.00	0.00	0.00	0.00	0.00
CIGN1311000	1a: Government Hospitals who are Network Providers; Hospitals who are not Network Providers	Ageing of pending claims::Claims pending for more than 2 years	810 946 0	0.00	0.00	0.00	0.00	0.00	0.00
CIGN1311000	1a: Government Hospitals who are Network Providers; Hospitals who are not Network Providers	Ageing of settled claims::Claims settled for less than 1 month	810 946 1	0.00	0.00	0.00	0.00	0.00	0.00
CIGN1311000	1a: Government Hospitals who are Network Providers; Hospitals who are not Network Providers	Ageing of settled claims::Claims settled for 1-3 months	810 946 2	0.00	0.00	0.00	0.00	0.00	0.00

## IRDA Annual Report for Financial Year 2020-21

CIGN1311000	1a: Government Hospitals who are Network Providers; Hospitals who are not Network Providers	Ageing of settled claims::Claims settled for 3-6 months	810 946 3	0.00	0.00	0.00	0.00	0.00	0.00
CIGN1311000	1a: Government Hospitals who are Network Providers; Hospitals who are not Network Providers	Ageing of settled claims::Claims settled for 6-12 months	810 946 4	0.00	0.00	0.00	0.00	0.00	0.00
CIGN1311000	1a: Government Hospitals who are Network Providers; Hospitals who are not Network Providers	Ageing of settled claims::Claims settled for 1-2 years	810 946 5	0.00	0.00	0.00	0.00	0.00	0.00
CIGN1311000	1a: Government Hospitals who are Network Providers; Hospitals who are not Network Providers	Ageing of settled claims::Claims settled for more than 2 years	810 946 6	0.00	0.00	0.00	0.00	0.00	0.00
CIGN1311000	1a: Government Hospitals who are Network Providers; Hospitals who are not Network Providers	Ageing of repudiated claims::Claims repudiated within 1 month	810 946 7	0.00	0.00	0.00	0.00	0.00	0.00
CIGN1311000	1a: Government Hospitals who are Network Providers; Hospitals who are not Network Providers	Ageing of repudiated claims::Claims repudiated within 1-3 months	810 946 8	0.00	0.00	0.00	0.00	0.00	0.00
CIGN1311000	1a: Government Hospitals who are Network Providers; Hospitals who are not Network Providers	Ageing of repudiated claims::Claims repudiated within 3-6 months	810 946 9	0.00	0.00	0.00	0.00	0.00	0.00
CIGN1311000	1a: Government Hospitals who are Network Providers; Hospitals who are not Network Providers	Ageing of repudiated claims::Claims repudiated within 6-12 months	810 947 0	0.00	0.00	0.00	0.00	0.00	0.00
CIGN1311000	1a: Government Hospitals who are Network Providers; Hospitals who are not Network Providers	Ageing of repudiated claims::Claims repudiated within 1-2	810 947 1	0.00	0.00	0.00	0.00	0.00	0.00

## IRDA Annual Report for Financial Year 2020-21

	are not Network Providers	years							
CIGN1311000	1a: Government Hospitals who are Network Providers; Hospitals who are not Network Providers	Ageing of repudiated claims::claims repudiated within more than 2 years	810 947 2	0.00	0.00	0.00	0.00	0.00	0.00
CIGN1311000	1b: Government Hospitals who are not Network Providers	New claims received during the period	810 945 4	0.00	0.00	0.00	0.00	0.00	0.00
CIGN1311000	1b: Government Hospitals who are not Network Providers	Amount of claim partially disallowed owing to the Terms and Conditions of the policy	810 956 1	0.00	0.00	0.00	0.00	0.00	0.00
CIGN1311000	1b: Government Hospitals who are not Network Providers	Ageing of pending claims::Claims pending for less than 1 month	810 945 5	0.00	0.00	0.00	0.00	0.00	0.00
CIGN1311000	1b: Government Hospitals who are not Network Providers	Ageing of pending claims::Claims pending for 1-3 months	810 945 6	0.00	0.00	0.00	0.00	0.00	0.00
CIGN1311000	1b: Government Hospitals who are not Network Providers	Ageing of pending claims::Claims pending for 3-6 months	810 945 7	0.00	0.00	0.00	0.00	0.00	0.00
CIGN1311000	1b: Government Hospitals who are not Network Providers	Ageing of pending claims::Claims pending for 6-12 months	810 945 8	0.00	0.00	0.00	0.00	0.00	0.00
CIGN1311000	1b: Government Hospitals who are not Network Providers	Ageing of pending claims::Claims pending for 1-2 years	810 945 9	0.00	0.00	0.00	0.00	0.00	0.00
CIGN1311000	1b: Government Hospitals who are not Network Providers	Ageing of pending claims::Claims pending for more than 2 years	810 946 0	0.00	0.00	0.00	0.00	0.00	0.00
CIGN1311000	1b: Government Hospitals who are not Network Providers	Ageing of settled claims::Claims settled for less than 1 month	810 946 1	0.00	0.00	0.00	0.00	0.00	0.00
CIGN1311000	1b: Government Hospitals	Ageing of settled	810	0.00	0.00	0.00	0.00	0.00	0.00

## IRDA Annual Report for Financial Year 2020-21

	who are not Network Providers	claims::Claims settled for 1-3 months	946 2						
CIGN1311000	1b: Government Hospitals who are not Network Providers	Ageing of settled claims::Claims settled for 3-6 months	810 946 3	0.00	0.00	0.00	0.00	0.00	0.00
CIGN1311000	1b: Government Hospitals who are not Network Providers	Ageing of settled claims::Claims settled for 6-12 months	810 946 4	0.00	0.00	0.00	0.00	0.00	0.00
CIGN1311000	1b: Government Hospitals who are not Network Providers	Ageing of settled claims::Claims settled for 1-2 years	810 946 5	0.00	0.00	0.00	0.00	0.00	0.00
CIGN1311000	1b: Government Hospitals who are not Network Providers	Ageing of settled claims::Claims settled for more than 2 years	810 946 6	0.00	0.00	0.00	0.00	0.00	0.00
CIGN1311000	1b: Government Hospitals who are not Network Providers	Ageing of repudiated claims::Claims repudiated within 1 month	810 946 7	0.00	0.00	0.00	0.00	0.00	0.00
CIGN1311000	1b: Government Hospitals who are not Network Providers	Ageing of repudiated claims::Claims repudiated within 1-3 months	810 946 8	0.00	0.00	0.00	0.00	0.00	0.00
CIGN1311000	1b: Government Hospitals who are not Network Providers	Ageing of repudiated claims::Claims repudiated within 3-6 months	810 946 9	0.00	0.00	0.00	0.00	0.00	0.00
CIGN1311000	1b: Government Hospitals who are not Network Providers	Ageing of repudiated claims::Claims repudiated within 6-12 months	810 947 0	0.00	0.00	0.00	0.00	0.00	0.00
CIGN1311000	1b: Government Hospitals who are not Network Providers	Ageing of repudiated claims::Claims repudiated within 1-2 years	810 947 1	0.00	0.00	0.00	0.00	0.00	0.00
CIGN1311000	1b: Government Hospitals	Ageing of repudiated	810	0.00	0.00	0.00	0.00	0.00	0.00

## IRDA Annual Report for Financial Year 2020-21

	who are not Network Providers	claims::claims repudiated within more than 2 years	947 2						
CIGN1311000	2a: Private Hospitals who are Network Provider	New claims received during the period	810 945 4	15	3422000	21	815624	0.00	0.00
CIGN1311000	2a: Private Hospitals who are Network Provider	Amount of claim partially disallowed owing to the Terms and Conditions of the policy	810 956 1	0.00	835261	0.00	139725	0.00	0.00
CIGN1311000	2a: Private Hospitals who are Network Provider	Ageing of pending claims::Claims pending for less than 1 month	810 945 5	9	959068	0.00	0.00	0.00	0.00
CIGN1311000	2a: Private Hospitals who are Network Provider	Ageing of pending claims::Claims pending for 1-3 months	810 945 6	5	162088	0.00	0.00	0.00	0.00
CIGN1311000	2a: Private Hospitals who are Network Provider	Ageing of pending claims::Claims pending for 3-6 months	810 945 7	0.00	0.00	0.00	0.00	0.00	0.00
CIGN1311000	2a: Private Hospitals who are Network Provider	Ageing of pending claims::Claims pending for 6-12 months	810 945 8	0.00	0.00	0.00	0.00	0.00	0.00
CIGN1311000	2a: Private Hospitals who are Network Provider	Ageing of pending claims::Claims pending for 1-2 years	810 945 9	0.00	0.00	2	0.00	0.00	0.00
CIGN1311000	2a: Private Hospitals who are Network Provider	Ageing of pending claims::Claims pending for more than 2 years	810 946 0	8	0.00	0.00	0.00	0.00	0.00
CIGN1311000	2a: Private Hospitals who are Network Provider	Ageing of settled claims::Claims settled for less than 1 month	810 946 1	32	2735194	14	420337	0.00	0.00
CIGN1311000	2a: Private Hospitals who are Network Provider	Ageing of settled claims::Claims settled for 1-3 months	810 946 2	4	306143	1	57207	0.00	0.00

## IRDA Annual Report for Financial Year 2020-21

CIGN1311000	2a: Private Hospitals who are Network Provider	Ageing of settled claims::Claims settled for 3-6 months	810 946 3	0.00	0.00	0.00	0.00	0.00	0.00
CIGN1311000	2a: Private Hospitals who are Network Provider	Ageing of settled claims::Claims settled for 6-12 months	810 946 4	0.00	0.00	0.00	0.00	0.00	0.00
CIGN1311000	2a: Private Hospitals who are Network Provider	Ageing of settled claims::Claims settled for 1-2 years	810 946 5	0.00	0.00	0.00	0.00	0.00	0.00
CIGN1311000	2a: Private Hospitals who are Network Provider	Ageing of settled claims::Claims settled for more than 2 years	810 946 6	0.00	0.00	0.00	0.00	0.00	0.00
CIGN1311000	2a: Private Hospitals who are Network Provider	Ageing of repudiated claims::Claims repudiated within 1 month	810 946 7	0.00	0.00	3	102841	0.00	0.00
CIGN1311000	2a: Private Hospitals who are Network Provider	Ageing of repudiated claims::Claims repudiated within 1-3 months	810 946 8	0.00	0.00	1	57800	0.00	0.00
CIGN1311000	2a: Private Hospitals who are Network Provider	Ageing of repudiated claims::Claims repudiated within 3-6 months	810 946 9	0.00	0.00	1	41972	0.00	0.00
CIGN1311000	2a: Private Hospitals who are Network Provider	Ageing of repudiated claims::Claims repudiated within 6-12 months	810 947 0	0.00	0.00	0.00	0.00	0.00	0.00
CIGN1311000	2a: Private Hospitals who are Network Provider	Ageing of repudiated claims::Claims repudiated within 1-2 years	810 947 1	0.00	0.00	0.00	0.00	0.00	0.00
CIGN1311000	2a: Private Hospitals who are Network Provider	Ageing of repudiated claims::claims repudiated within	810 947 2	0.00	0.00	0.00	0.00	0.00	0.00

## IRDA Annual Report for Financial Year 2020-21

		more than 2 years							
CIGN1311000	2b: Private Hospitals who are not Network Providers	New claims received during the period	810 945 4	0.00	0.00	40	2592310.05	0.00	0.00
CIGN1311000	2b: Private Hospitals who are not Network Providers	Amount of claim partially disallowed owing to the Terms and Conditions of the policy	810 956 1	0.00	0.00	0.00	374754	0.00	0.00
CIGN1311000	2b: Private Hospitals who are not Network Providers	Ageing of pending claims::Claims pending for less than 1 month	810 945 5	0.00	0.00	9	290058.6	0.00	0.00
CIGN1311000	2b: Private Hospitals who are not Network Providers	Ageing of pending claims::Claims pending for 1-3 months	810 945 6	0.00	0.00	2	25000	0.00	0.00
CIGN1311000	2b: Private Hospitals who are not Network Providers	Ageing of pending claims::Claims pending for 3-6 months	810 945 7	0.00	0.00	4	106118.55	0.00	0.00
CIGN1311000	2b: Private Hospitals who are not Network Providers	Ageing of pending claims::Claims pending for 6-12 months	810 945 8	0.00	0.00	1	41871.85	0.00	0.00
CIGN1311000	2b: Private Hospitals who are not Network Providers	Ageing of pending claims::Claims pending for 1-2 years	810 945 9	0.00	0.00	0.00	0.00	0.00	0.00
CIGN1311000	2b: Private Hospitals who are not Network Providers	Ageing of pending claims::Claims pending for more than 2 years	810 946 0	0.00	0.00	16	0.00	0.00	0.00
CIGN1311000	2b: Private Hospitals who are not Network Providers	Ageing of settled claims::Claims settled for less than 1 month	810 946 1	0.00	0.00	34	2574684.95	0.00	0.00
CIGN1311000	2b: Private Hospitals who are not Network Providers	Ageing of settled claims::Claims settled for 1-3 months	810 946 2	0.00	0.00	1	11480	0.00	0.00
CIGN1311000	2b: Private Hospitals who are not Network Providers	Ageing of settled claims::Claims settled	810 946	0.00	0.00	0.00	0.00	0.00	0.00



## IRDA Annual Report for Financial Year 2020-21

		for 3-6 months	3						
CIGN1311000	2b: Private Hospitals who are not Network Providers	Ageing of settled claims::Claims settled for 6-12 months	810 946 4	0.00	0.00	0.00	0.00	0.00	0.00
CIGN1311000	2b: Private Hospitals who are not Network Providers	Ageing of settled claims::Claims settled for 1-2 years	810 946 5	0.00	0.00	0.00	0.00	0.00	0.00
CIGN1311000	2b: Private Hospitals who are not Network Providers	Ageing of settled claims::Claims settled for more than 2 years	810 946 6	0.00	0.00	0.00	0.00	0.00	0.00
CIGN1311000	2b: Private Hospitals who are not Network Providers	Ageing of repudiated claims::Claims repudiated within 1 month	810 946 7	14	575630	2	27811	0.00	0.00
CIGN1311000	2b: Private Hospitals who are not Network Providers	Ageing of repudiated claims::Claims repudiated within 1-3 months	810 946 8	0.00	0.00	0.00	0.00	0.00	0.00
CIGN1311000	2b: Private Hospitals who are not Network Providers	Ageing of repudiated claims::Claims repudiated within 3-6 months	810 946 9	2	33200	1	47378	0.00	0.00
CIGN1311000	2b: Private Hospitals who are not Network Providers	Ageing of repudiated claims::Claims repudiated within 6-12 months	810 947 0	0.00	0.00	3	78435	0.00	0.00
CIGN1311000	2b: Private Hospitals who are not Network Providers	Ageing of repudiated claims::Claims repudiated within 1-2 years	810 947 1	0.00	0.00	1	5950	0.00	0.00
CIGN1311000	2b: Private Hospitals who are not Network Providers	Ageing of repudiated claims::claims repudiated within more than 2 years	810 947 2	0.00	0.00	0.00	0.00	0.00	0.00
FUTU0409001	1a: Government Hospitals	New claims received	810	0.00	0.00	0.00	0.00	0.00	0.00

## IRDA Annual Report for Financial Year 2020-21

	who are Network Providers; Hospitals who are not Network Providers	during the period	945 4						
FUTU0409001	1a: Government Hospitals who are Network Providers; Hospitals who are not Network Providers	Amount of claim partially disallowed owing to the Terms and Conditions of the policy	810 956 1	0.00	0.00	0.00	0.00	0.00	0.00
FUTU0409001	1a: Government Hospitals who are Network Providers; Hospitals who are not Network Providers	Ageing of pending claims::Claims pending for less than 1 month	810 945 5	0.00	0.00	0.00	0.00	0.00	0.00
FUTU0409001	1a: Government Hospitals who are Network Providers; Hospitals who are not Network Providers	Ageing of pending claims::Claims pending for 1-3 months	810 945 6	0.00	0.00	0.00	0.00	0.00	0.00
FUTU0409001	1a: Government Hospitals who are Network Providers; Hospitals who are not Network Providers	Ageing of pending claims::Claims pending for 3-6 months	810 945 7	0.00	0.00	0.00	0.00	0.00	0.00
FUTU0409001	1a: Government Hospitals who are Network Providers; Hospitals who are not Network Providers	Ageing of pending claims::Claims pending for 6-12 months	810 945 8	0.00	0.00	0.00	0.00	0.00	0.00
FUTU0409001	1a: Government Hospitals who are Network Providers; Hospitals who are not Network Providers	Ageing of pending claims::Claims pending for 1-2 years	810 945 9	0.00	0.00	0.00	0.00	0.00	0.00
FUTU0409001	1a: Government Hospitals who are Network Providers; Hospitals who are not Network Providers	Ageing of pending claims::Claims pending for more than 2 years	810 946 0	2	15000	0.00	0.00	0.00	0.00
FUTU0409001	1a: Government Hospitals who are Network Providers; Hospitals who	Ageing of settled claims::Claims settled for less than 1 month	810 946 1	0.00	0.00	0.00	0.00	0.00	0.00

# IRDA Annual Report for Financial Year 2020-21

	are not Network Providers								
FUTU0409001	1a: Government Hospitals who are Network Providers; Hospitals who are not Network Providers	Ageing of settled claims::Claims settled for 1-3 months	810 946 2	0.00	0.00	0.00	0.00	0.00	0.00
FUTU0409001	1a: Government Hospitals who are Network Providers; Hospitals who are not Network Providers	Ageing of settled claims::Claims settled for 3-6 months	810 946 3	0.00	0.00	0.00	0.00	0.00	0.00
FUTU0409001	1a: Government Hospitals who are Network Providers; Hospitals who are not Network Providers	Ageing of settled claims::Claims settled for 6-12 months	810 946 4	0.00	0.00	0.00	0.00	0.00	0.00
FUTU0409001	1a: Government Hospitals who are Network Providers; Hospitals who are not Network Providers	Ageing of settled claims::Claims settled for 1-2 years	810 946 5	0.00	0.00	0.00	0.00	0.00	0.00
FUTU0409001	1a: Government Hospitals who are Network Providers; Hospitals who are not Network Providers	Ageing of settled claims::Claims settled for more than 2 years	810 946 6	0.00	0.00	0.00	0.00	0.00	0.00
FUTU0409001	1a: Government Hospitals who are Network Providers; Hospitals who are not Network Providers	Ageing of repudiated claims::Claims repudiated within 1 month	810 946 7	0.00	0.00	0.00	0.00	0.00	0.00
FUTU0409001	1a: Government Hospitals who are Network Providers; Hospitals who are not Network Providers	Ageing of repudiated claims::Claims repudiated within 1-3 months	810 946 8	0.00	0.00	0.00	0.00	0.00	0.00
FUTU0409001	1a: Government Hospitals who are Network Providers; Hospitals who are not Network Providers	Ageing of repudiated claims::Claims repudiated within 3-6 months	810 946 9	0.00	0.00	0.00	0.00	0.00	0.00
FUTU0409001	1a: Government Hospitals who are Network	Ageing of repudiated claims::Claims	810 947	0.00	0.00	0.00	0.00	0.00	0.00

## IRDA Annual Report for Financial Year 2020-21

	Providers; Hospitals who are not Network Providers	repudiated within 6-12 months	0						
FUTU0409001	1a: Government Hospitals who are Network Providers; Hospitals who are not Network Providers	Ageing of repudiated claims::Claims repudiated within 1-2 years	810 947 1	0.00	0.00	0.00	0.00	0.00	0.00
FUTU0409001	1a: Government Hospitals who are Network Providers; Hospitals who are not Network Providers	Ageing of repudiated claims::claims repudiated within more than 2 years	810 947 2	0.00	0.00	0.00	0.00	0.00	0.00
FUTU0409001	1b: Government Hospitals who are not Network Providers	New claims received during the period	810 945 4	0.00	0.00	0.00	0.00	0.00	0.00
FUTU0409001	1b: Government Hospitals who are not Network Providers	Amount of claim partially disallowed owing to the Terms and Conditions of the policy	810 956 1	0.00	0.00	0.00	0.00	0.00	0.00
FUTU0409001	1b: Government Hospitals who are not Network Providers	Ageing of pending claims::Claims pending for less than 1 month	810 945 5	0.00	0.00	0.00	0.00	0.00	0.00
FUTU0409001	1b: Government Hospitals who are not Network Providers	Ageing of pending claims::Claims pending for 1-3 months	810 945 6	0.00	0.00	0.00	0.00	0.00	0.00
FUTU0409001	1b: Government Hospitals who are not Network Providers	Ageing of pending claims::Claims pending for 3-6 months	810 945 7	0.00	0.00	0.00	0.00	0.00	0.00
FUTU0409001	1b: Government Hospitals who are not Network Providers	Ageing of pending claims::Claims pending for 6-12 months	810 945 8	0.00	0.00	0.00	0.00	0.00	0.00
FUTU0409001	1b: Government Hospitals who are not Network Providers	Ageing of pending claims::Claims pending for 1-2 years	810 945 9	0.00	0.00	0.00	0.00	0.00	0.00
FUTU0409001	1b: Government Hospitals who are not Network Providers	Ageing of pending claims::Claims pending	810 946	221	1433612	0.00	0.00	0.00	0.00

## IRDA Annual Report for Financial Year 2020-21

	Providers	for more than 2 years	0						
FUTU0409001	1b: Government Hospitals who are not Network Providers	Ageing of settled claims::Claims settled for less than 1 month	810 946 1	0.00	0.00	0.00	0.00	0.00	0.00
FUTU0409001	1b: Government Hospitals who are not Network Providers	Ageing of settled claims::Claims settled for 1-3 months	810 946 2	0.00	0.00	0.00	0.00	0.00	0.00
FUTU0409001	1b: Government Hospitals who are not Network Providers	Ageing of settled claims::Claims settled for 3-6 months	810 946 3	0.00	0.00	0.00	0.00	0.00	0.00
FUTU0409001	1b: Government Hospitals who are not Network Providers	Ageing of settled claims::Claims settled for 6-12 months	810 946 4	0.00	0.00	0.00	0.00	0.00	0.00
FUTU0409001	1b: Government Hospitals who are not Network Providers	Ageing of settled claims::Claims settled for 1-2 years	810 946 5	0.00	0.00	0.00	0.00	0.00	0.00
FUTU0409001	1b: Government Hospitals who are not Network Providers	Ageing of settled claims::Claims settled for more than 2 years	810 946 6	0.00	0.00	0.00	0.00	0.00	0.00
FUTU0409001	1b: Government Hospitals who are not Network Providers	Ageing of repudiated claims::Claims repudiated within 1 month	810 946 7	0.00	0.00	0.00	0.00	0.00	0.00
FUTU0409001	1b: Government Hospitals who are not Network Providers	Ageing of repudiated claims::Claims repudiated within 1-3 months	810 946 8	0.00	0.00	0.00	0.00	0.00	0.00
FUTU0409001	1b: Government Hospitals who are not Network Providers	Ageing of repudiated claims::Claims repudiated within 3-6 months	810 946 9	0.00	0.00	0.00	0.00	0.00	0.00
FUTU0409001	1b: Government Hospitals who are not Network Providers	Ageing of repudiated claims::Claims repudiated within 6-12 months	810 947 0	0.00	0.00	0.00	0.00	0.00	0.00

## IRDA Annual Report for Financial Year 2020-21

FUTU0409001	1b: Government Hospitals who are not Network Providers	Ageing of repudiated claims::Claims repudiated within 1-2 years	810 947 1	0.00	0.00	0.00	0.00	0.00	0.00
FUTU0409001	1b: Government Hospitals who are not Network Providers	Ageing of repudiated claims::claims repudiated within more than 2 years	810 947 2	0.00	0.00	0.00	0.00	0.00	0.00
FUTU0409001	2a: Private Hospitals who are Network Provider	New claims received during the period	810 945 4	0.00	0.00	0.00	0.00	0.00	0.00
FUTU0409001	2a: Private Hospitals who are Network Provider	Amount of claim partially disallowed owing to the Terms and Conditions of the policy	810 956 1	0.00	0.00	0.00	0.00	0.00	0.00
FUTU0409001	2a: Private Hospitals who are Network Provider	Ageing of pending claims::Claims pending for less than 1 month	810 945 5	0.00	0.00	0.00	0.00	0.00	0.00
FUTU0409001	2a: Private Hospitals who are Network Provider	Ageing of pending claims::Claims pending for 1-3 months	810 945 6	0.00	0.00	0.00	0.00	0.00	0.00
FUTU0409001	2a: Private Hospitals who are Network Provider	Ageing of pending claims::Claims pending for 3-6 months	810 945 7	0.00	0.00	0.00	0.00	0.00	0.00
FUTU0409001	2a: Private Hospitals who are Network Provider	Ageing of pending claims::Claims pending for 6-12 months	810 945 8	0.00	0.00	0.00	0.00	0.00	0.00
FUTU0409001	2a: Private Hospitals who are Network Provider	Ageing of pending claims::Claims pending for 1-2 years	810 945 9	0.00	0.00	0.00	0.00	0.00	0.00
FUTU0409001	2a: Private Hospitals who are Network Provider	Ageing of pending claims::Claims pending for more than 2 years	810 946 0	0.00	0.00	0.00	0.00	0.00	0.00
FUTU0409001	2a: Private Hospitals who	Ageing of settled	810	0.00	0.00	0.00	0.00	0.00	0.00

## IRDA Annual Report for Financial Year 2020-21

	are Network Provider	claims::Claims settled for less than 1 month	946 1						
FUTU0409001	2a: Private Hospitals who are Network Provider	Ageing of settled claims::Claims settled for 1-3 months	810 946 2	0.00	0.00	0.00	0.00	0.00	0.00
FUTU0409001	2a: Private Hospitals who are Network Provider	Ageing of settled claims::Claims settled for 3-6 months	810 946 3	0.00	0.00	0.00	0.00	0.00	0.00
FUTU0409001	2a: Private Hospitals who are Network Provider	Ageing of settled claims::Claims settled for 6-12 months	810 946 4	0.00	0.00	0.00	0.00	0.00	0.00
FUTU0409001	2a: Private Hospitals who are Network Provider	Ageing of settled claims::Claims settled for 1-2 years	810 946 5	0.00	0.00	0.00	0.00	0.00	0.00
FUTU0409001	2a: Private Hospitals who are Network Provider	Ageing of settled claims::Claims settled for more than 2 years	810 946 6	0.00	0.00	0.00	0.00	0.00	0.00
FUTU0409001	2a: Private Hospitals who are Network Provider	Ageing of repudiated claims::Claims repudiated within 1 month	810 946 7	0.00	0.00	0.00	0.00	0.00	0.00
FUTU0409001	2a: Private Hospitals who are Network Provider	Ageing of repudiated claims::Claims repudiated within 1-3 months	810 946 8	0.00	0.00	0.00	0.00	0.00	0.00
FUTU0409001	2a: Private Hospitals who are Network Provider	Ageing of repudiated claims::Claims repudiated within 3-6 months	810 946 9	0.00	0.00	0.00	0.00	0.00	0.00
FUTU0409001	2a: Private Hospitals who are Network Provider	Ageing of repudiated claims::Claims repudiated within 6-12 months	810 947 0	0.00	0.00	0.00	0.00	0.00	0.00
FUTU0409001	2a: Private Hospitals who are Network Provider	Ageing of repudiated claims::Claims	810 947	0.00	0.00	0.00	0.00	0.00	0.00

# IRDA Annual Report for Financial Year 2020-21

		repudiated within 1-2 years	1						
FUTU0409001	2a: Private Hospitals who are Network Provider	Ageing of repudiated claims::claims repudiated within more than 2 years	810 947 2	0.00	0.00	0.00	0.00	0.00	0.00
FUTU0409001	2b: Private Hospitals who are not Network Providers	New claims received during the period	810 945 4	0.00	0.00	0.00	0.00	0.00	0.00
FUTU0409001	2b: Private Hospitals who are not Network Providers	Amount of claim partially disallowed owing to the Terms and Conditions of the policy	810 956 1	0.00	0.00	0.00	0.00	0.00	0.00
FUTU0409001	2b: Private Hospitals who are not Network Providers	Ageing of pending claims::Claims pending for less than 1 month	810 945 5	0.00	0.00	0.00	0.00	0.00	0.00
FUTU0409001	2b: Private Hospitals who are not Network Providers	Ageing of pending claims::Claims pending for 1-3 months	810 945 6	0.00	0.00	0.00	0.00	0.00	0.00
FUTU0409001	2b: Private Hospitals who are not Network Providers	Ageing of pending claims::Claims pending for 3-6 months	810 945 7	0.00	0.00	0.00	0.00	0.00	0.00
FUTU0409001	2b: Private Hospitals who are not Network Providers	Ageing of pending claims::Claims pending for 6-12 months	810 945 8	0.00	0.00	0.00	0.00	0.00	0.00
FUTU0409001	2b: Private Hospitals who are not Network Providers	Ageing of pending claims::Claims pending for 1-2 years	810 945 9	0.00	0.00	0.00	0.00	0.00	0.00
FUTU0409001	2b: Private Hospitals who are not Network Providers	Ageing of pending claims::Claims pending for more than 2 years	810 946 0	0.00	0.00	0.00	0.00	0.00	0.00
FUTU0409001	2b: Private Hospitals who are not Network Providers	Ageing of settled claims::Claims settled for less than 1 month	810 946 1	0.00	0.00	0.00	0.00	0.00	0.00



## IRDA Annual Report for Financial Year 2020-21

FUTU0409001	2b: Private Hospitals who are not Network Providers	Ageing of settled claims::Claims settled for 1-3 months	810 946 2	0.00	0.00	0.00	0.00	0.00	0.00
FUTU0409001	2b: Private Hospitals who are not Network Providers	Ageing of settled claims::Claims settled for 3-6 months	810 946 3	0.00	0.00	0.00	0.00	0.00	0.00
FUTU0409001	2b: Private Hospitals who are not Network Providers	Ageing of settled claims::Claims settled for 6-12 months	810 946 4	0.00	0.00	0.00	0.00	0.00	0.00
FUTU0409001	2b: Private Hospitals who are not Network Providers	Ageing of settled claims::Claims settled for 1-2 years	810 946 5	0.00	0.00	0.00	0.00	0.00	0.00
FUTU0409001	2b: Private Hospitals who are not Network Providers	Ageing of settled claims::Claims settled for more than 2 years	810 946 6	0.00	0.00	0.00	0.00	0.00	0.00
FUTU0409001	2b: Private Hospitals who are not Network Providers	Ageing of repudiated claims::Claims repudiated within 1 month	810 946 7	0.00	0.00	0.00	0.00	0.00	0.00
FUTU0409001	2b: Private Hospitals who are not Network Providers	Ageing of repudiated claims::Claims repudiated within 1-3 months	810 946 8	0.00	0.00	0.00	0.00	0.00	0.00
FUTU0409001	2b: Private Hospitals who are not Network Providers	Ageing of repudiated claims::Claims repudiated within 3-6 months	810 946 9	0.00	0.00	0.00	0.00	0.00	0.00
FUTU0409001	2b: Private Hospitals who are not Network Providers	Ageing of repudiated claims::Claims repudiated within 6-12 months	810 947 0	0.00	0.00	0.00	0.00	0.00	0.00
FUTU0409001	2b: Private Hospitals who are not Network Providers	Ageing of repudiated claims::Claims repudiated within 1-2 years	810 947 1	0.00	0.00	0.00	0.00	0.00	0.00

## IRDA Annual Report for Financial Year 2020-21

FUTU0409001	2b: Private Hospitals who are not Network Providers	Ageing of repudiated claims::claims repudiated within more than 2 years	810 947 2	0.00	0.00	0.00	0.00	0.00	0.00
HDFC2709000	1a: Government Hospitals who are Network Providers; Hospitals who are not Network Providers	New claims received during the period	810 945 4	0.00	0.00	0.00	0.00	0.00	0.00
HDFC2709000	1a: Government Hospitals who are Network Providers; Hospitals who are not Network Providers	Amount of claim partially disallowed owing to the Terms and Conditions of the policy	810 956 1	0.00	0.00	0.00	0.00	0.00	0.00
HDFC2709000	1a: Government Hospitals who are Network Providers; Hospitals who are not Network Providers	Ageing of pending claims::Claims pending for less than 1 month	810 945 5	0.00	0.00	0.00	0.00	0.00	0.00
HDFC2709000	1a: Government Hospitals who are Network Providers; Hospitals who are not Network Providers	Ageing of pending claims::Claims pending for 1-3 months	810 945 6	0.00	0.00	0.00	0.00	0.00	0.00
HDFC2709000	1a: Government Hospitals who are Network Providers; Hospitals who are not Network Providers	Ageing of pending claims::Claims pending for 3-6 months	810 945 7	0.00	0.00	0.00	0.00	0.00	0.00
HDFC2709000	1a: Government Hospitals who are Network Providers; Hospitals who are not Network Providers	Ageing of pending claims::Claims pending for 6-12 months	810 945 8	0.00	0.00	0.00	0.00	0.00	0.00
HDFC2709000	1a: Government Hospitals who are Network Providers; Hospitals who are not Network Providers	Ageing of pending claims::Claims pending for 1-2 years	810 945 9	0.00	0.00	0.00	0.00	0.00	0.00
HDFC2709000	1a: Government Hospitals who are Network	Ageing of pending claims::Claims pending	810 946	0.00	0.00	0.00	0.00	0.00	0.00

## IRDA Annual Report for Financial Year 2020-21

	Providers; Hospitals who are not Network Providers	for more than 2 years	0						
HDFC2709000	1a: Government Hospitals who are Network Providers; Hospitals who are not Network Providers	Ageing of settled claims::Claims settled for less than 1 month	810 946 1	0.00	0.00	0.00	0.00	0.00	0.00
HDFC2709000	1a: Government Hospitals who are Network Providers; Hospitals who are not Network Providers	Ageing of settled claims::Claims settled for 1-3 months	810 946 2	0.00	0.00	0.00	0.00	0.00	0.00
HDFC2709000	1a: Government Hospitals who are Network Providers; Hospitals who are not Network Providers	Ageing of settled claims::Claims settled for 3-6 months	810 946 3	0.00	0.00	0.00	0.00	0.00	0.00
HDFC2709000	1a: Government Hospitals who are Network Providers; Hospitals who are not Network Providers	Ageing of settled claims::Claims settled for 6-12 months	810 946 4	0.00	0.00	0.00	0.00	0.00	0.00
HDFC2709000	1a: Government Hospitals who are Network Providers; Hospitals who are not Network Providers	Ageing of settled claims::Claims settled for 1-2 years	810 946 5	0.00	0.00	0.00	0.00	0.00	0.00
HDFC2709000	1a: Government Hospitals who are Network Providers; Hospitals who are not Network Providers	Ageing of settled claims::Claims settled for more than 2 years	810 946 6	0.00	0.00	0.00	0.00	0.00	0.00
HDFC2709000	1a: Government Hospitals who are Network Providers; Hospitals who are not Network Providers	Ageing of repudiated claims::Claims repudiated within 1 month	810 946 7	0.00	0.00	0.00	0.00	0.00	0.00
HDFC2709000	1a: Government Hospitals who are Network Providers; Hospitals who are not Network Providers	Ageing of repudiated claims::Claims repudiated within 1-3 months	810 946 8	0.00	0.00	0.00	0.00	0.00	0.00
HDFC2709000	1a: Government Hospitals	Ageing of repudiated	810	0.00	0.00	0.00	0.00	0.00	0.00

## IRDA Annual Report for Financial Year 2020-21

	who are Network Providers; Hospitals who are not Network Providers	claims::Claims repudiated within 3-6 months	946 9						
HDFC2709000	1a: Government Hospitals who are Network Providers; Hospitals who are not Network Providers	Ageing of repudiated claims::Claims repudiated within 6-12 months	810 947 0	0.00	0.00	0.00	0.00	0.00	0.00
HDFC2709000	1a: Government Hospitals who are Network Providers; Hospitals who are not Network Providers	Ageing of repudiated claims::Claims repudiated within 1-2 years	810 947 1	0.00	0.00	0.00	0.00	0.00	0.00
HDFC2709000	1a: Government Hospitals who are Network Providers; Hospitals who are not Network Providers	Ageing of repudiated claims::claims repudiated within more than 2 years	810 947 2	0.00	0.00	0.00	0.00	0.00	0.00
HDFC2709000	1b: Government Hospitals who are not Network Providers	New claims received during the period	810 945 4	0.00	0.00	0.00	0.00	0.00	0.00
HDFC2709000	1b: Government Hospitals who are not Network Providers	Amount of claim partially disallowed owing to the Terms and Conditions of the policy	810 956 1	0.00	0.00	0.00	0.00	0.00	0.00
HDFC2709000	1b: Government Hospitals who are not Network Providers	Ageing of pending claims::Claims pending for less than 1 month	810 945 5	0.00	0.00	0.00	0.00	0.00	0.00
HDFC2709000	1b: Government Hospitals who are not Network Providers	Ageing of pending claims::Claims pending for 1-3 months	810 945 6	0.00	0.00	0.00	0.00	0.00	0.00
HDFC2709000	1b: Government Hospitals who are not Network Providers	Ageing of pending claims::Claims pending for 3-6 months	810 945 7	0.00	0.00	0.00	0.00	0.00	0.00
HDFC2709000	1b: Government Hospitals who are not Network Providers	Ageing of pending claims::Claims pending for 6-12 months	810 945 8	0.00	0.00	0.00	0.00	0.00	0.00

## IRDA Annual Report for Financial Year 2020-21

HDFC2709000	1b: Government Hospitals who are not Network Providers	Ageing of pending claims::Claims pending for 1-2 years	810 945 9	0.00	0.00	0.00	0.00	0.00	0.00
HDFC2709000	1b: Government Hospitals who are not Network Providers	Ageing of pending claims::Claims pending for more than 2 years	810 946 0	0.00	0.00	0.00	0.00	0.00	0.00
HDFC2709000	1b: Government Hospitals who are not Network Providers	Ageing of settled claims::Claims settled for less than 1 month	810 946 1	0.00	0.00	0.00	0.00	0.00	0.00
HDFC2709000	1b: Government Hospitals who are not Network Providers	Ageing of settled claims::Claims settled for 1-3 months	810 946 2	0.00	0.00	0.00	0.00	0.00	0.00
HDFC2709000	1b: Government Hospitals who are not Network Providers	Ageing of settled claims::Claims settled for 3-6 months	810 946 3	0.00	0.00	0.00	0.00	0.00	0.00
HDFC2709000	1b: Government Hospitals who are not Network Providers	Ageing of settled claims::Claims settled for 6-12 months	810 946 4	0.00	0.00	0.00	0.00	0.00	0.00
HDFC2709000	1b: Government Hospitals who are not Network Providers	Ageing of settled claims::Claims settled for 1-2 years	810 946 5	0.00	0.00	0.00	0.00	0.00	0.00
HDFC2709000	1b: Government Hospitals who are not Network Providers	Ageing of settled claims::Claims settled for more than 2 years	810 946 6	0.00	0.00	0.00	0.00	0.00	0.00
HDFC2709000	1b: Government Hospitals who are not Network Providers	Ageing of repudiated claims::Claims repudiated within 1 month	810 946 7	0.00	0.00	0.00	0.00	0.00	0.00
HDFC2709000	1b: Government Hospitals who are not Network Providers	Ageing of repudiated claims::Claims repudiated within 1-3 months	810 946 8	0.00	0.00	0.00	0.00	0.00	0.00
HDFC2709000	1b: Government Hospitals who are not Network Providers	Ageing of repudiated claims::Claims repudiated within 3-6	810 946 9	0.00	0.00	0.00	0.00	0.00	0.00

## IRDA Annual Report for Financial Year 2020-21

		months							
HDFC2709000	1b: Government Hospitals who are not Network Providers	Ageing of repudiated claims::Claims repudiated within 6-12 months	810 947 0	0.00	0.00	0.00	0.00	0.00	0.00
HDFC2709000	1b: Government Hospitals who are not Network Providers	Ageing of repudiated claims::Claims repudiated within 1-2 years	810 947 1	0.00	0.00	0.00	0.00	0.00	0.00
HDFC2709000	1b: Government Hospitals who are not Network Providers	Ageing of repudiated claims::claims repudiated within more than 2 years	810 947 2	0.00	0.00	0.00	0.00	0.00	0.00
HDFC2709000	2a: Private Hospitals who are Network Provider	New claims received during the period	810 945 4	0.00	0.00	0.00	0.00	0.00	0.00
HDFC2709000	2a: Private Hospitals who are Network Provider	Amount of claim partially disallowed owing to the Terms and Conditions of the policy	810 956 1	0.00	0.00	0.00	0.00	0.00	0.00
HDFC2709000	2a: Private Hospitals who are Network Provider	Ageing of pending claims::Claims pending for less than 1 month	810 945 5	0.00	0.00	0.00	0.00	0.00	0.00
HDFC2709000	2a: Private Hospitals who are Network Provider	Ageing of pending claims::Claims pending for 1-3 months	810 945 6	0.00	0.00	0.00	0.00	0.00	0.00
HDFC2709000	2a: Private Hospitals who are Network Provider	Ageing of pending claims::Claims pending for 3-6 months	810 945 7	0.00	0.00	0.00	0.00	0.00	0.00
HDFC2709000	2a: Private Hospitals who are Network Provider	Ageing of pending claims::Claims pending for 6-12 months	810 945 8	0.00	0.00	0.00	0.00	0.00	0.00
HDFC2709000	2a: Private Hospitals who are Network Provider	Ageing of pending claims::Claims pending	810 945	0.00	0.00	0.00	0.00	0.00	0.00

## IRDA Annual Report for Financial Year 2020-21

		for 1-2 years	9						
HDFC2709000	2a: Private Hospitals who are Network Provider	Ageing of pending claims::Claims pending for more than 2 years	810 946 0	0.00	0.00	0.00	0.00	0.00	0.00
HDFC2709000	2a: Private Hospitals who are Network Provider	Ageing of settled claims::Claims settled for less than 1 month	810 946 1	0.00	0.00	0.00	0.00	0.00	0.00
HDFC2709000	2a: Private Hospitals who are Network Provider	Ageing of settled claims::Claims settled for 1-3 months	810 946 2	0.00	0.00	0.00	0.00	0.00	0.00
HDFC2709000	2a: Private Hospitals who are Network Provider	Ageing of settled claims::Claims settled for 3-6 months	810 946 3	0.00	0.00	0.00	0.00	0.00	0.00
HDFC2709000	2a: Private Hospitals who are Network Provider	Ageing of settled claims::Claims settled for 6-12 months	810 946 4	0.00	0.00	0.00	0.00	0.00	0.00
HDFC2709000	2a: Private Hospitals who are Network Provider	Ageing of settled claims::Claims settled for 1-2 years	810 946 5	0.00	0.00	0.00	0.00	0.00	0.00
HDFC2709000	2a: Private Hospitals who are Network Provider	Ageing of settled claims::Claims settled for more than 2 years	810 946 6	0.00	0.00	0.00	0.00	0.00	0.00
HDFC2709000	2a: Private Hospitals who are Network Provider	Ageing of repudiated claims::Claims repudiated within 1 month	810 946 7	0.00	0.00	0.00	0.00	0.00	0.00
HDFC2709000	2a: Private Hospitals who are Network Provider	Ageing of repudiated claims::Claims repudiated within 1-3 months	810 946 8	2	64000	0.00	0.00	0.00	0.00
HDFC2709000	2a: Private Hospitals who are Network Provider	Ageing of repudiated claims::Claims repudiated within 3-6 months	810 946 9	0.00	0.00	0.00	0.00	0.00	0.00
HDFC2709000	2a: Private Hospitals who	Ageing of repudiated	810	0.00	0.00	0.00	0.00	0.00	0.00

## IRDA Annual Report for Financial Year 2020-21

	are Network Provider	claims::Claims repudiated within 6-12 months	947 0						
HDFC2709000	2a: Private Hospitals who are Network Provider	Ageing of repudiated claims::Claims repudiated within 1-2 years	810 947 1	0.00	0.00	0.00	0.00	0.00	0.00
HDFC2709000	2a: Private Hospitals who are Network Provider	Ageing of repudiated claims::claims repudiated within more than 2 years	810 947 2	0.00	0.00	0.00	0.00	0.00	0.00
HDFC2709000	2b: Private Hospitals who are not Network Providers	New claims received during the period	810 945 4	0.00	0.00	0.00	0.00	0.00	0.00
HDFC2709000	2b: Private Hospitals who are not Network Providers	Amount of claim partially disallowed owing to the Terms and Conditions of the policy	810 956 1	0.00	0.00	0.00	0.00	0.00	0.00
HDFC2709000	2b: Private Hospitals who are not Network Providers	Ageing of pending claims::Claims pending for less than 1 month	810 945 5	0.00	0.00	0.00	0.00	0.00	0.00
HDFC2709000	2b: Private Hospitals who are not Network Providers	Ageing of pending claims::Claims pending for 1-3 months	810 945 6	0.00	0.00	0.00	0.00	0.00	0.00
HDFC2709000	2b: Private Hospitals who are not Network Providers	Ageing of pending claims::Claims pending for 3-6 months	810 945 7	0.00	0.00	0.00	0.00	0.00	0.00
HDFC2709000	2b: Private Hospitals who are not Network Providers	Ageing of pending claims::Claims pending for 6-12 months	810 945 8	0.00	0.00	0.00	0.00	0.00	0.00
HDFC2709000	2b: Private Hospitals who are not Network Providers	Ageing of pending claims::Claims pending for 1-2 years	810 945 9	0.00	0.00	0.00	0.00	0.00	0.00
HDFC2709000	2b: Private Hospitals who	Ageing of pending	810	0.00	0.00	0.00	0.00	0.00	0.00



## IRDA Annual Report for Financial Year 2020-21

	are not Network Providers	claims::Claims pending for more than 2 years	946 0						
HDFC2709000	2b: Private Hospitals who are not Network Providers	Ageing of settled claims::Claims settled for less than 1 month	810 946 1	0.00	0.00	0.00	0.00	0.00	0.00
HDFC2709000	2b: Private Hospitals who are not Network Providers	Ageing of settled claims::Claims settled for 1-3 months	810 946 2	0.00	0.00	0.00	0.00	0.00	0.00
HDFC2709000	2b: Private Hospitals who are not Network Providers	Ageing of settled claims::Claims settled for 3-6 months	810 946 3	0.00	0.00	0.00	0.00	0.00	0.00
HDFC2709000	2b: Private Hospitals who are not Network Providers	Ageing of settled claims::Claims settled for 6-12 months	810 946 4	0.00	0.00	0.00	0.00	0.00	0.00
HDFC2709000	2b: Private Hospitals who are not Network Providers	Ageing of settled claims::Claims settled for 1-2 years	810 946 5	0.00	0.00	0.00	0.00	0.00	0.00
HDFC2709000	2b: Private Hospitals who are not Network Providers	Ageing of settled claims::Claims settled for more than 2 years	810 946 6	0.00	0.00	0.00	0.00	0.00	0.00
HDFC2709000	2b: Private Hospitals who are not Network Providers	Ageing of repudiated claims::Claims repudiated within 1 month	810 946 7	0.00	0.00	0.00	0.00	0.00	0.00
HDFC2709000	2b: Private Hospitals who are not Network Providers	Ageing of repudiated claims::Claims repudiated within 1-3 months	810 946 8	0.00	0.00	0.00	0.00	0.00	0.00
HDFC2709000	2b: Private Hospitals who are not Network Providers	Ageing of repudiated claims::Claims repudiated within 3-6 months	810 946 9	0.00	0.00	0.00	0.00	0.00	0.00
HDFC2709000	2b: Private Hospitals who are not Network Providers	Ageing of repudiated claims::Claims repudiated within 6-12	810 947 0	0.00	0.00	0.00	0.00	0.00	0.00

## IRDA Annual Report for Financial Year 2020-21

		months							
HDFC2709000	2b: Private Hospitals who are not Network Providers	Ageing of repudiated claims::Claims repudiated within 1-2 years	810 947 1	0.00	0.00	0.00	0.00	0.00	0.00
HDFC2709000	2b: Private Hospitals who are not Network Providers	Ageing of repudiated claims::claims repudiated within more than 2 years	810 947 2	0.00	0.00	0.00	0.00	0.00	0.00
ICIC0308000	1a: Government Hospitals who are Network Providers; Hospitals who are not Network Providers	New claims received during the period	810 945 4	0.00	0.00	0.00	0.00	0.00	0.00
ICIC0308000	1a: Government Hospitals who are Network Providers; Hospitals who are not Network Providers	Amount of claim partially disallowed owing to the Terms and Conditions of the policy	810 956 1	0.00	0.00	0.00	0.00	0.00	0.00
ICIC0308000	1a: Government Hospitals who are Network Providers; Hospitals who are not Network Providers	Ageing of pending claims::Claims pending for less than 1 month	810 945 5	0.00	0.00	0.00	0.00	0.00	0.00
ICIC0308000	1a: Government Hospitals who are Network Providers; Hospitals who are not Network Providers	Ageing of pending claims::Claims pending for 1-3 months	810 945 6	0.00	0.00	0.00	0.00	0.00	0.00
ICIC0308000	1a: Government Hospitals who are Network Providers; Hospitals who are not Network Providers	Ageing of pending claims::Claims pending for 3-6 months	810 945 7	0.00	0.00	0.00	0.00	0.00	0.00
ICIC0308000	1a: Government Hospitals who are Network Providers; Hospitals who are not Network Providers	Ageing of pending claims::Claims pending for 6-12 months	810 945 8	0.00	0.00	0.00	0.00	0.00	0.00
ICIC0308000	1a: Government Hospitals	Ageing of pending	810	0.00	0.00	0.00	0.00	0.00	0.00

## IRDA Annual Report for Financial Year 2020-21

	who are Network Providers; Hospitals who are not Network Providers	claims::Claims pending for 1-2 years	945 9						
ICIC0308000	1a: Government Hospitals who are Network Providers; Hospitals who are not Network Providers	Ageing of pending claims::Claims pending for more than 2 years	810 946 0	0.00	0.00	0.00	0.00	0.00	0.00
ICIC0308000	1a: Government Hospitals who are Network Providers; Hospitals who are not Network Providers	Ageing of settled claims::Claims settled for less than 1 month	810 946 1	0.00	0.00	0.00	0.00	0.00	0.00
ICIC0308000	1a: Government Hospitals who are Network Providers; Hospitals who are not Network Providers	Ageing of settled claims::Claims settled for 1-3 months	810 946 2	0.00	0.00	0.00	0.00	0.00	0.00
ICIC0308000	1a: Government Hospitals who are Network Providers; Hospitals who are not Network Providers	Ageing of settled claims::Claims settled for 3-6 months	810 946 3	0.00	0.00	0.00	0.00	0.00	0.00
ICIC0308000	1a: Government Hospitals who are Network Providers; Hospitals who are not Network Providers	Ageing of settled claims::Claims settled for 6-12 months	810 946 4	0.00	0.00	0.00	0.00	0.00	0.00
ICIC0308000	1a: Government Hospitals who are Network Providers; Hospitals who are not Network Providers	Ageing of settled claims::Claims settled for 1-2 years	810 946 5	0.00	0.00	0.00	0.00	0.00	0.00
ICIC0308000	1a: Government Hospitals who are Network Providers; Hospitals who are not Network Providers	Ageing of settled claims::Claims settled for more than 2 years	810 946 6	0.00	0.00	0.00	0.00	0.00	0.00
ICIC0308000	1a: Government Hospitals who are Network Providers; Hospitals who are not Network Providers	Ageing of repudiated claims::Claims repudiated within 1 month	810 946 7	0.00	0.00	0.00	0.00	0.00	0.00

## IRDA Annual Report for Financial Year 2020-21

ICIC0308000	1a: Government Hospitals who are Network Providers; Hospitals who are not Network Providers	Ageing of repudiated claims::Claims repudiated within 1-3 months	810 946 8	0.00	0.00	0.00	0.00	0.00	0.00
ICIC0308000	1a: Government Hospitals who are Network Providers; Hospitals who are not Network Providers	Ageing of repudiated claims::Claims repudiated within 3-6 months	810 946 9	0.00	0.00	0.00	0.00	0.00	0.00
ICIC0308000	1a: Government Hospitals who are Network Providers; Hospitals who are not Network Providers	Ageing of repudiated claims::Claims repudiated within 6-12 months	810 947 0	0.00	0.00	0.00	0.00	0.00	0.00
ICIC0308000	1a: Government Hospitals who are Network Providers; Hospitals who are not Network Providers	Ageing of repudiated claims::Claims repudiated within 1-2 years	810 947 1	0.00	0.00	0.00	0.00	0.00	0.00
ICIC0308000	1a: Government Hospitals who are Network Providers; Hospitals who are not Network Providers	Ageing of repudiated claims::claims repudiated within more than 2 years	810 947 2	0.00	0.00	0.00	0.00	0.00	0.00
ICIC0308000	1b: Government Hospitals who are not Network Providers	New claims received during the period	810 945 4	0.00	0.00	0.00	0.00	0.00	0.00
ICIC0308000	1b: Government Hospitals who are not Network Providers	Amount of claim partially disallowed owing to the Terms and Conditions of the policy	810 956 1	0.00	0.00	0.00	0.00	0.00	0.00
ICIC0308000	1b: Government Hospitals who are not Network Providers	Ageing of pending claims::Claims pending for less than 1 month	810 945 5	0.00	0.00	0.00	0.00	0.00	0.00
ICIC0308000	1b: Government Hospitals who are not Network Providers	Ageing of pending claims::Claims pending for 1-3 months	810 945 6	0.00	0.00	0.00	0.00	0.00	0.00
ICIC0308000	1b: Government Hospitals	Ageing of pending	810	0.00	0.00	0.00	0.00	0.00	0.00

## IRDA Annual Report for Financial Year 2020-21

	who are not Network Providers	claims::Claims pending for 3-6 months	945 7						
ICIC0308000	1b: Government Hospitals who are not Network Providers	Ageing of pending claims::Claims pending for 6-12 months	810 945 8	0.00	0.00	0.00	0.00	0.00	0.00
ICIC0308000	1b: Government Hospitals who are not Network Providers	Ageing of pending claims::Claims pending for 1-2 years	810 945 9	0.00	0.00	0.00	0.00	0.00	0.00
ICIC0308000	1b: Government Hospitals who are not Network Providers	Ageing of pending claims::Claims pending for more than 2 years	810 946 0	0.00	0.00	0.00	0.00	0.00	0.00
ICIC0308000	1b: Government Hospitals who are not Network Providers	Ageing of settled claims::Claims settled for less than 1 month	810 946 1	0.00	0.00	0.00	0.00	0.00	0.00
ICIC0308000	1b: Government Hospitals who are not Network Providers	Ageing of settled claims::Claims settled for 1-3 months	810 946 2	0.00	0.00	0.00	0.00	0.00	0.00
ICIC0308000	1b: Government Hospitals who are not Network Providers	Ageing of settled claims::Claims settled for 3-6 months	810 946 3	0.00	0.00	0.00	0.00	0.00	0.00
ICIC0308000	1b: Government Hospitals who are not Network Providers	Ageing of settled claims::Claims settled for 6-12 months	810 946 4	0.00	0.00	0.00	0.00	0.00	0.00
ICIC0308000	1b: Government Hospitals who are not Network Providers	Ageing of settled claims::Claims settled for 1-2 years	810 946 5	0.00	0.00	0.00	0.00	0.00	0.00
ICIC0308000	1b: Government Hospitals who are not Network Providers	Ageing of settled claims::Claims settled for more than 2 years	810 946 6	0.00	0.00	0.00	0.00	0.00	0.00
ICIC0308000	1b: Government Hospitals who are not Network Providers	Ageing of repudiated claims::Claims repudiated within 1 month	810 946 7	0.00	0.00	0.00	0.00	0.00	0.00
ICIC0308000	1b: Government Hospitals who are not Network Providers	Ageing of repudiated claims::Claims	810 946	0.00	0.00	0.00	0.00	0.00	0.00

## IRDA Annual Report for Financial Year 2020-21

	Providers	repudiated within 1-3 months	8						
ICIC0308000	1b: Government Hospitals who are not Network Providers	Ageing of repudiated claims::Claims repudiated within 3-6 months	810 946 9	0.00	0.00	0.00	0.00	0.00	0.00
ICIC0308000	1b: Government Hospitals who are not Network Providers	Ageing of repudiated claims::Claims repudiated within 6-12 months	810 947 0	0.00	0.00	0.00	0.00	0.00	0.00
ICIC0308000	1b: Government Hospitals who are not Network Providers	Ageing of repudiated claims::Claims repudiated within 1-2 years	810 947 1	0.00	0.00	0.00	0.00	0.00	0.00
ICIC0308000	1b: Government Hospitals who are not Network Providers	Ageing of repudiated claims::claims repudiated within more than 2 years	810 947 2	0.00	0.00	0.00	0.00	0.00	0.00
ICIC0308000	2a: Private Hospitals who are Network Provider	New claims received during the period	810 945 4	284	36787120.9	228	13651628.55	0.00	0.00
ICIC0308000	2a: Private Hospitals who are Network Provider	Amount of claim partially disallowed owing to the Terms and Conditions of the policy	810 956 1	0.00	9931496	0.00	3826845	0.00	0.00
ICIC0308000	2a: Private Hospitals who are Network Provider	Ageing of pending claims::Claims pending for less than 1 month	810 945 5	42	4142056	25	1068202.1	0.00	0.00
ICIC0308000	2a: Private Hospitals who are Network Provider	Ageing of pending claims::Claims pending for 1-3 months	810 945 6	8	557999	3	118201.3	0.00	0.00
ICIC0308000	2a: Private Hospitals who are Network Provider	Ageing of pending claims::Claims pending for 3-6 months	810 945 7	5	548852	3	73118.95	0.00	0.00

## IRDA Annual Report for Financial Year 2020-21

ICIC0308000	2a: Private Hospitals who are Network Provider	Ageing of pending claims::Claims pending for 6-12 months	810 945 8	1	54031	11	478364.1	0.00	0.00
ICIC0308000	2a: Private Hospitals who are Network Provider	Ageing of pending claims::Claims pending for 1-2 years	810 945 9	1	40000	4	0.00	0.00	0.00
ICIC0308000	2a: Private Hospitals who are Network Provider	Ageing of pending claims::Claims pending for more than 2 years	810 946 0	0.00	0.00	0.00	0.00	0.00	0.00
ICIC0308000	2a: Private Hospitals who are Network Provider	Ageing of settled claims::Claims settled for less than 1 month	810 946 1	181	13508649	181	6851339	0.00	0.00
ICIC0308000	2a: Private Hospitals who are Network Provider	Ageing of settled claims::Claims settled for 1-3 months	810 946 2	103	10493375	6	844929	0.00	0.00
ICIC0308000	2a: Private Hospitals who are Network Provider	Ageing of settled claims::Claims settled for 3-6 months	810 946 3	39	3682025	1	106843	0.00	0.00
ICIC0308000	2a: Private Hospitals who are Network Provider	Ageing of settled claims::Claims settled for 6-12 months	810 946 4	8	1737463	10	240786	0.00	0.00
ICIC0308000	2a: Private Hospitals who are Network Provider	Ageing of settled claims::Claims settled for 1-2 years	810 946 5	0.00	0.00	3	63076	0.00	0.00
ICIC0308000	2a: Private Hospitals who are Network Provider	Ageing of settled claims::Claims settled for more than 2 years	810 946 6	0.00	0.00	0.00	0.00	0.00	0.00
ICIC0308000	2a: Private Hospitals who are Network Provider	Ageing of repudiated claims::Claims repudiated within 1 month	810 946 7	3	686490	7	152134	0.00	0.00
ICIC0308000	2a: Private Hospitals who are Network Provider	Ageing of repudiated claims::Claims repudiated within 1-3 months	810 946 8	0.00	0.00	8	225922	0.00	0.00

# IRDA Annual Report for Financial Year 2020-21

ICIC0308000	2a: Private Hospitals who are Network Provider	Ageing of repudiated claims::Claims repudiated within 3-6 months	810 946 9	3	58278	2	37015	0.00	0.00
ICIC0308000	2a: Private Hospitals who are Network Provider	Ageing of repudiated claims::Claims repudiated within 6-12 months	810 947 0	6	166376	13	582590	0.00	0.00
ICIC0308000	2a: Private Hospitals who are Network Provider	Ageing of repudiated claims::Claims repudiated within 1-2 years	810 947 1	5	155907	4	107558	0.00	0.00
ICIC0308000	2a: Private Hospitals who are Network Provider	Ageing of repudiated claims::claims repudiated within more than 2 years	810 947 2	0.00	0.00	0.00	0.00	0.00	0.00
ICIC0308000	2b: Private Hospitals who are not Network Providers	New claims received during the period	810 945 4	0.00	0.00	224	8250561.5	0.00	0.00
ICIC0308000	2b: Private Hospitals who are not Network Providers	Amount of claim partially disallowed owing to the Terms and Conditions of the policy	810 956 1	0.00	0.00	0.00	1227888	0.00	0.00
ICIC0308000	2b: Private Hospitals who are not Network Providers	Ageing of pending claims::Claims pending for less than 1 month	810 945 5	0.00	0.00	32	1407951.75	0.00	0.00
ICIC0308000	2b: Private Hospitals who are not Network Providers	Ageing of pending claims::Claims pending for 1-3 months	810 945 6	0.00	0.00	9	223174.8	0.00	0.00
ICIC0308000	2b: Private Hospitals who are not Network Providers	Ageing of pending claims::Claims pending for 3-6 months	810 945 7	0.00	0.00	15	307216	0.00	0.00
ICIC0308000	2b: Private Hospitals who are not Network Providers	Ageing of pending claims::Claims pending	810 945	0.00	0.00	9	130107.15	0.00	0.00



# IRDA Annual Report for Financial Year 2020-21

		for 6-12 months	8						
ICIC0308000	2b: Private Hospitals who are not Network Providers	Ageing of pending claims::Claims pending for 1-2 years	810 945 9	0.00	0.00	0.00	0.00	0.00	0.00
ICIC0308000	2b: Private Hospitals who are not Network Providers	Ageing of pending claims::Claims pending for more than 2 years	810 946 0	0.00	0.00	0.00	0.00	0.00	0.00
ICIC0308000	2b: Private Hospitals who are not Network Providers	Ageing of settled claims::Claims settled for less than 1 month	810 946 1	0.00	0.00	172	4489153	0.00	0.00
ICIC0308000	2b: Private Hospitals who are not Network Providers	Ageing of settled claims::Claims settled for 1-3 months	810 946 2	0.00	0.00	0.00	0.00	0.00	0.00
ICIC0308000	2b: Private Hospitals who are not Network Providers	Ageing of settled claims::Claims settled for 3-6 months	810 946 3	0.00	0.00	1	7380	0.00	0.00
ICIC0308000	2b: Private Hospitals who are not Network Providers	Ageing of settled claims::Claims settled for 6-12 months	810 946 4	0.00	0.00	5	114796	0.00	0.00
ICIC0308000	2b: Private Hospitals who are not Network Providers	Ageing of settled claims::Claims settled for 1-2 years	810 946 5	0.00	0.00	4	70739	0.00	0.00
ICIC0308000	2b: Private Hospitals who are not Network Providers	Ageing of settled claims::Claims settled for more than 2 years	810 946 6	0.00	0.00	0.00	0.00	0.00	0.00
ICIC0308000	2b: Private Hospitals who are not Network Providers	Ageing of repudiated claims::Claims repudiated within 1 month	810 946 7	0.00	0.00	3	37256	0.00	0.00
ICIC0308000	2b: Private Hospitals who are not Network Providers	Ageing of repudiated claims::Claims repudiated within 1-3 months	810 946 8	0.00	0.00	8	400772	0.00	0.00
ICIC0308000	2b: Private Hospitals who are not Network Providers	Ageing of repudiated claims::Claims	810 946	1	20989	9	357610	0.00	0.00

# IRDA Annual Report for Financial Year 2020-21

		repudiated within 3-6 months	9						
ICIC0308000	2b: Private Hospitals who are not Network Providers	Ageing of repudiated claims::Claims repudiated within 6-12 months	810 947 0	0.00	0.00	22	264554	0.00	0.00
ICIC0308000	2b: Private Hospitals who are not Network Providers	Ageing of repudiated claims::Claims repudiated within 1-2 years	810 947 1	0.00	0.00	2	17986	0.00	0.00
ICIC0308000	2b: Private Hospitals who are not Network Providers	Ageing of repudiated claims::claims repudiated within more than 2 years	810 947 2	0.00	0.00	0.00	0.00	0.00	0.00
IFFC0412000	1a: Government Hospitals who are Network Providers; Hospitals who are not Network Providers	New claims received during the period	810 945 4	78041	792823530	3	23395	0.00	0.00
IFFC0412000	1a: Government Hospitals who are Network Providers; Hospitals who are not Network Providers	Amount of claim partially disallowed owing to the Terms and Conditions of the policy	810 956 1	0.00	6366	0.00	2037	0.00	0.00
IFFC0412000	1a: Government Hospitals who are Network Providers; Hospitals who are not Network Providers	Ageing of pending claims::Claims pending for less than 1 month	810 945 5	1820	47706902	0.00	0.00	0.00	0.00
IFFC0412000	1a: Government Hospitals who are Network Providers; Hospitals who are not Network Providers	Ageing of pending claims::Claims pending for 1-3 months	810 945 6	1058	20651923	0.00	0.00	0.00	0.00
IFFC0412000	1a: Government Hospitals who are Network Providers; Hospitals who are not Network Providers	Ageing of pending claims::Claims pending for 3-6 months	810 945 7	1182	20538839	0.00	0.00	0.00	0.00

## IRDA Annual Report for Financial Year 2020-21

IFFC0412000	1a: Government Hospitals who are Network Providers; Hospitals who are not Network Providers	Ageing of pending claims::Claims pending for 6-12 months	810 945 8	402	6666293	0.00	0.00	0.00	0.00
IFFC0412000	1a: Government Hospitals who are Network Providers; Hospitals who are not Network Providers	Ageing of pending claims::Claims pending for 1-2 years	810 945 9	64	1100280	0.00	0.00	0.00	0.00
IFFC0412000	1a: Government Hospitals who are Network Providers; Hospitals who are not Network Providers	Ageing of pending claims::Claims pending for more than 2 years	810 946 0	0.00	0.00	0.00	0.00	0.00	0.00
IFFC0412000	1a: Government Hospitals who are Network Providers; Hospitals who are not Network Providers	Ageing of settled claims::Claims settled for less than 1 month	810 946 1	73332	676531577	2	15454	0.00	0.00
IFFC0412000	1a: Government Hospitals who are Network Providers; Hospitals who are not Network Providers	Ageing of settled claims::Claims settled for 1-3 months	810 946 2	3655	44233414	0.00	0.00	0.00	0.00
IFFC0412000	1a: Government Hospitals who are Network Providers; Hospitals who are not Network Providers	Ageing of settled claims::Claims settled for 3-6 months	810 946 3	2362	14685892	0.00	0.00	0.00	0.00
IFFC0412000	1a: Government Hospitals who are Network Providers; Hospitals who are not Network Providers	Ageing of settled claims::Claims settled for 6-12 months	810 946 4	1937	13933072	0.00	0.00	0.00	0.00
IFFC0412000	1a: Government Hospitals who are Network Providers; Hospitals who are not Network Providers	Ageing of settled claims::Claims settled for 1-2 years	810 946 5	174	1276896	0.00	0.00	0.00	0.00
IFFC0412000	1a: Government Hospitals who are Network Providers; Hospitals who	Ageing of settled claims::Claims settled for more than 2 years	810 946 6	0.00	0.00	0.00	0.00	0.00	0.00

## IRDA Annual Report for Financial Year 2020-21

	are not Network Providers								
IFFC0412000	1a: Government Hospitals who are Network Providers; Hospitals who are not Network Providers	Ageing of repudiated claims::Claims repudiated within 1 month	810 946 7	463	4754610	0.00	0.00	0.00	0.00
IFFC0412000	1a: Government Hospitals who are Network Providers; Hospitals who are not Network Providers	Ageing of repudiated claims::Claims repudiated within 1-3 months	810 946 8	81	651070	1	5904	0.00	0.00
IFFC0412000	1a: Government Hospitals who are Network Providers; Hospitals who are not Network Providers	Ageing of repudiated claims::Claims repudiated within 3-6 months	810 946 9	11	92480	0.00	0.00	0.00	0.00
IFFC0412000	1a: Government Hospitals who are Network Providers; Hospitals who are not Network Providers	Ageing of repudiated claims::Claims repudiated within 6-12 months	810 947 0	5	36000	0.00	0.00	0.00	0.00
IFFC0412000	1a: Government Hospitals who are Network Providers; Hospitals who are not Network Providers	Ageing of repudiated claims::Claims repudiated within 1-2 years	810 947 1	1	66000	0.00	0.00	0.00	0.00
IFFC0412000	1a: Government Hospitals who are Network Providers; Hospitals who are not Network Providers	Ageing of repudiated claims::claims repudiated within more than 2 years	810 947 2	0.00	0.00	0.00	0.00	0.00	0.00
IFFC0412000	1b: Government Hospitals who are not Network Providers	New claims received during the period	810 945 4	0.00	0.00	8	84531	0.00	0.00
IFFC0412000	1b: Government Hospitals who are not Network Providers	Amount of claim partially disallowed owing to the Terms and Conditions of the policy	810 956 1	0.00	0.00	0.00	18613	0.00	0.00
IFFC0412000	1b: Government Hospitals who are not Network	Ageing of pending claims::Claims pending	810 945	0.00	0.00	0.00	0.00	0.00	0.00

## IRDA Annual Report for Financial Year 2020-21

	Providers	for less than 1 month	5						
IFFC0412000	1b: Government Hospitals who are not Network Providers	Ageing of pending claims::Claims pending for 1-3 months	810 945 6	0.00	0.00	0.00	0.00	0.00	0.00
IFFC0412000	1b: Government Hospitals who are not Network Providers	Ageing of pending claims::Claims pending for 3-6 months	810 945 7	0.00	0.00	0.00	0.00	0.00	0.00
IFFC0412000	1b: Government Hospitals who are not Network Providers	Ageing of pending claims::Claims pending for 6-12 months	810 945 8	0.00	0.00	0.00	0.00	0.00	0.00
IFFC0412000	1b: Government Hospitals who are not Network Providers	Ageing of pending claims::Claims pending for 1-2 years	810 945 9	0.00	0.00	0.00	0.00	0.00	0.00
IFFC0412000	1b: Government Hospitals who are not Network Providers	Ageing of pending claims::Claims pending for more than 2 years	810 946 0	0.00	0.00	0.00	0.00	0.00	0.00
IFFC0412000	1b: Government Hospitals who are not Network Providers	Ageing of settled claims::Claims settled for less than 1 month	810 946 1	0.00	0.00	7	64053	0.00	0.00
IFFC0412000	1b: Government Hospitals who are not Network Providers	Ageing of settled claims::Claims settled for 1-3 months	810 946 2	0.00	0.00	1	1865	0.00	0.00
IFFC0412000	1b: Government Hospitals who are not Network Providers	Ageing of settled claims::Claims settled for 3-6 months	810 946 3	0.00	0.00	0.00	0.00	0.00	0.00
IFFC0412000	1b: Government Hospitals who are not Network Providers	Ageing of settled claims::Claims settled for 6-12 months	810 946 4	0.00	0.00	0.00	0.00	0.00	0.00
IFFC0412000	1b: Government Hospitals who are not Network Providers	Ageing of settled claims::Claims settled for 1-2 years	810 946 5	0.00	0.00	0.00	0.00	0.00	0.00
IFFC0412000	1b: Government Hospitals who are not Network Providers	Ageing of settled claims::Claims settled for more than 2 years	810 946 6	0.00	0.00	0.00	0.00	0.00	0.00
IFFC0412000	1b: Government Hospitals	Ageing of repudiated	810	0.00	0.00	0.00	0.00	0.00	0.00

## IRDA Annual Report for Financial Year 2020-21

	who are not Network Providers	claims::Claims repudiated within 1 month	946 7						
IFFC0412000	1b: Government Hospitals who are not Network Providers	Ageing of repudiated claims::Claims repudiated within 1-3 months	810 946 8	0.00	0.00	0.00	0.00	0.00	0.00
IFFC0412000	1b: Government Hospitals who are not Network Providers	Ageing of repudiated claims::Claims repudiated within 3-6 months	810 946 9	0.00	0.00	0.00	0.00	0.00	0.00
IFFC0412000	1b: Government Hospitals who are not Network Providers	Ageing of repudiated claims::Claims repudiated within 6-12 months	810 947 0	0.00	0.00	0.00	0.00	0.00	0.00
IFFC0412000	1b: Government Hospitals who are not Network Providers	Ageing of repudiated claims::Claims repudiated within 1-2 years	810 947 1	0.00	0.00	0.00	0.00	0.00	0.00
IFFC0412000	1b: Government Hospitals who are not Network Providers	Ageing of repudiated claims::claims repudiated within more than 2 years	810 947 2	0.00	0.00	0.00	0.00	0.00	0.00
IFFC0412000	2a: Private Hospitals who are Network Provider	New claims received during the period	810 945 4	130013	1805079285	2033	98821916.15	0.00	0.00
IFFC0412000	2a: Private Hospitals who are Network Provider	Amount of claim partially disallowed owing to the Terms and Conditions of the policy	810 956 1	0.00	66672956.17	0.00	38695940	0.00	0.00
IFFC0412000	2a: Private Hospitals who are Network Provider	Ageing of pending claims::Claims pending for less than 1 month	810 945 5	965	37620882	86	2881254.55	0.00	0.00
IFFC0412000	2a: Private Hospitals who	Ageing of pending	810	652	14798438	42	2387055.9	0.00	0.00

## IRDA Annual Report for Financial Year 2020-21

	are Network Provider	claims::Claims pending for 1-3 months	945 6						
IFFC0412000	2a: Private Hospitals who are Network Provider	Ageing of pending claims::Claims pending for 3-6 months	810 945 7	602	10258839	23	1135166.35	0.00	0.00
IFFC0412000	2a: Private Hospitals who are Network Provider	Ageing of pending claims::Claims pending for 6-12 months	810 945 8	569	16380205	35	706979.95	0.00	0.00
IFFC0412000	2a: Private Hospitals who are Network Provider	Ageing of pending claims::Claims pending for 1-2 years	810 945 9	285	3856478	3	0.00	0.00	0.00
IFFC0412000	2a: Private Hospitals who are Network Provider	Ageing of pending claims::Claims pending for more than 2 years	810 946 0	2	2421	0.00	0.00	0.00	0.00
IFFC0412000	2a: Private Hospitals who are Network Provider	Ageing of settled claims::Claims settled for less than 1 month	810 946 1	119571	1588955224	1885	48125769	0.00	0.00
IFFC0412000	2a: Private Hospitals who are Network Provider	Ageing of settled claims::Claims settled for 1-3 months	810 946 2	9039	149885908	89	4267236	0.00	0.00
IFFC0412000	2a: Private Hospitals who are Network Provider	Ageing of settled claims::Claims settled for 3-6 months	810 946 3	1689	30804605	16	752457	0.00	0.00
IFFC0412000	2a: Private Hospitals who are Network Provider	Ageing of settled claims::Claims settled for 6-12 months	810 946 4	2161	11864680	2	232609	0.00	0.00
IFFC0412000	2a: Private Hospitals who are Network Provider	Ageing of settled claims::Claims settled for 1-2 years	810 946 5	657	3154552	0.00	0.00	0.00	0.00
IFFC0412000	2a: Private Hospitals who are Network Provider	Ageing of settled claims::Claims settled for more than 2 years	810 946 6	0.00	0.00	0.00	0.00	0.00	0.00
IFFC0412000	2a: Private Hospitals who are Network Provider	Ageing of repudiated claims::Claims repudiated within 1	810 946 7	2708	38574521	76	2845936	0.00	0.00

## IRDA Annual Report for Financial Year 2020-21

		month							
IFFC0412000	2a: Private Hospitals who are Network Provider	Ageing of repudiated claims::Claims repudiated within 1-3 months	810 946 8	163	5026778	140	3702265	0.00	0.00
IFFC0412000	2a: Private Hospitals who are Network Provider	Ageing of repudiated claims::Claims repudiated within 3-6 months	810 946 9	199	10060510	93	1810945	0.00	0.00
IFFC0412000	2a: Private Hospitals who are Network Provider	Ageing of repudiated claims::Claims repudiated within 6-12 months	810 947 0	49	1638094	36	902776	0.00	0.00
IFFC0412000	2a: Private Hospitals who are Network Provider	Ageing of repudiated claims::Claims repudiated within 1-2 years	810 947 1	7	424678	9	121936	0.00	0.00
IFFC0412000	2a: Private Hospitals who are Network Provider	Ageing of repudiated claims::claims repudiated within more than 2 years	810 947 2	0.00	0.00	12	172576	0.00	0.00
IFFC0412000	2b: Private Hospitals who are not Network Providers	New claims received during the period	810 945 4	3	60834	6007	178708066.9	0.00	0.00
IFFC0412000	2b: Private Hospitals who are not Network Providers	Amount of claim partially disallowed owing to the Terms and Conditions of the policy	810 956 1	0.00	0.00	0.00	37453286.39	0.00	0.00
IFFC0412000	2b: Private Hospitals who are not Network Providers	Ageing of pending claims::Claims pending for less than 1 month	810 945 5	0.00	0.00	295	16905508.5	0.00	0.00
IFFC0412000	2b: Private Hospitals who are not Network Providers	Ageing of pending claims::Claims pending for 1-3 months	810 945 6	3	60834	139	4120789.1	0.00	0.00



## IRDA Annual Report for Financial Year 2020-21

IFFC0412000	2b: Private Hospitals who are not Network Providers	Ageing of pending claims::Claims pending for 3-6 months	810 945 7	0.00	0.00	110	2248026.3	0.00	0.00
IFFC0412000	2b: Private Hospitals who are not Network Providers	Ageing of pending claims::Claims pending for 6-12 months	810 945 8	0.00	0.00	245	2077309.6	0.00	0.00
IFFC0412000	2b: Private Hospitals who are not Network Providers	Ageing of pending claims::Claims pending for 1-2 years	810 945 9	0.00	0.00	11	1742	0.00	0.00
IFFC0412000	2b: Private Hospitals who are not Network Providers	Ageing of pending claims::Claims pending for more than 2 years	810 946 0	0.00	0.00	0.00	0.00	0.00	0.00
IFFC0412000	2b: Private Hospitals who are not Network Providers	Ageing of settled claims::Claims settled for less than 1 month	810 946 1	0.00	0.00	5775	107475829	0.00	0.00
IFFC0412000	2b: Private Hospitals who are not Network Providers	Ageing of settled claims::Claims settled for 1-3 months	810 946 2	0.00	0.00	105	2374185	0.00	0.00
IFFC0412000	2b: Private Hospitals who are not Network Providers	Ageing of settled claims::Claims settled for 3-6 months	810 946 3	0.00	0.00	19	300609	0.00	0.00
IFFC0412000	2b: Private Hospitals who are not Network Providers	Ageing of settled claims::Claims settled for 6-12 months	810 946 4	0.00	0.00	3	11206	0.00	0.00
IFFC0412000	2b: Private Hospitals who are not Network Providers	Ageing of settled claims::Claims settled for 1-2 years	810 946 5	0.00	0.00	0.00	0.00	0.00	0.00
IFFC0412000	2b: Private Hospitals who are not Network Providers	Ageing of settled claims::Claims settled for more than 2 years	810 946 6	0.00	0.00	0.00	0.00	0.00	0.00
IFFC0412000	2b: Private Hospitals who are not Network Providers	Ageing of repudiated claims::Claims repudiated within 1 month	810 946 7	0.00	0.00	147	5804800	0.00	0.00
IFFC0412000	2b: Private Hospitals who	Ageing of repudiated	810	0.00	0.00	444	5144135	0.00	0.00

## IRDA Annual Report for Financial Year 2020-21

	are not Network Providers	claims::Claims repudiated within 1-3 months	946 8						
IFFC0412000	2b: Private Hospitals who are not Network Providers	Ageing of repudiated claims::Claims repudiated within 3-6 months	810 946 9	0.00	0.00	453	2724079	0.00	0.00
IFFC0412000	2b: Private Hospitals who are not Network Providers	Ageing of repudiated claims::Claims repudiated within 6-12 months	810 947 0	0.00	0.00	243	1601106	0.00	0.00
IFFC0412000	2b: Private Hospitals who are not Network Providers	Ageing of repudiated claims::Claims repudiated within 1-2 years	810 947 1	0.00	0.00	21	553532	0.00	0.00
IFFC0412000	2b: Private Hospitals who are not Network Providers	Ageing of repudiated claims::claims repudiated within more than 2 years	810 947 2	0.00	0.00	4	42896	0.00	0.00
LIBE2205000	1a: Government Hospitals who are Network Providers; Hospitals who are not Network Providers	New claims received during the period	810 945 4	0.00	0.00	0.00	0.00	0.00	0.00
LIBE2205000	1a: Government Hospitals who are Network Providers; Hospitals who are not Network Providers	Amount of claim partially disallowed owing to the Terms and Conditions of the policy	810 956 1	0.00	0.00	0.00	0.00	0.00	0.00
LIBE2205000	1a: Government Hospitals who are Network Providers; Hospitals who are not Network Providers	Ageing of pending claims::Claims pending for less than 1 month	810 945 5	0.00	0.00	0.00	0.00	0.00	0.00
LIBE2205000	1a: Government Hospitals who are Network Providers; Hospitals who	Ageing of pending claims::Claims pending for 1-3 months	810 945 6	0.00	0.00	0.00	0.00	0.00	0.00

## IRDA Annual Report for Financial Year 2020-21

	are not Network Providers								
LIBE2205000	1a: Government Hospitals who are Network Providers; Hospitals who are not Network Providers	Ageing of pending claims::Claims pending for 3-6 months	810 945 7	0.00	0.00	0.00	0.00	0.00	0.00
LIBE2205000	1a: Government Hospitals who are Network Providers; Hospitals who are not Network Providers	Ageing of pending claims::Claims pending for 6-12 months	810 945 8	0.00	0.00	0.00	0.00	0.00	0.00
LIBE2205000	1a: Government Hospitals who are Network Providers; Hospitals who are not Network Providers	Ageing of pending claims::Claims pending for 1-2 years	810 945 9	0.00	0.00	0.00	0.00	0.00	0.00
LIBE2205000	1a: Government Hospitals who are Network Providers; Hospitals who are not Network Providers	Ageing of pending claims::Claims pending for more than 2 years	810 946 0	0.00	0.00	0.00	0.00	0.00	0.00
LIBE2205000	1a: Government Hospitals who are Network Providers; Hospitals who are not Network Providers	Ageing of settled claims::Claims settled for less than 1 month	810 946 1	0.00	0.00	0.00	0.00	0.00	0.00
LIBE2205000	1a: Government Hospitals who are Network Providers; Hospitals who are not Network Providers	Ageing of settled claims::Claims settled for 1-3 months	810 946 2	0.00	0.00	0.00	0.00	0.00	0.00
LIBE2205000	1a: Government Hospitals who are Network Providers; Hospitals who are not Network Providers	Ageing of settled claims::Claims settled for 3-6 months	810 946 3	0.00	0.00	0.00	0.00	0.00	0.00
LIBE2205000	1a: Government Hospitals who are Network Providers; Hospitals who are not Network Providers	Ageing of settled claims::Claims settled for 6-12 months	810 946 4	0.00	0.00	0.00	0.00	0.00	0.00
LIBE2205000	1a: Government Hospitals who are Network	Ageing of settled claims::Claims settled	810 946	0.00	0.00	0.00	0.00	0.00	0.00

## IRDA Annual Report for Financial Year 2020-21

	Providers; Hospitals who are not Network Providers	for 1-2 years	5						
LIBE2205000	1a: Government Hospitals who are Network Providers; Hospitals who are not Network Providers	Ageing of settled claims::Claims settled for more than 2 years	810 946 6	0.00	0.00	0.00	0.00	0.00	0.00
LIBE2205000	1a: Government Hospitals who are Network Providers; Hospitals who are not Network Providers	Ageing of repudiated claims::Claims repudiated within 1 month	810 946 7	0.00	0.00	0.00	0.00	0.00	0.00
LIBE2205000	1a: Government Hospitals who are Network Providers; Hospitals who are not Network Providers	Ageing of repudiated claims::Claims repudiated within 1-3 months	810 946 8	0.00	0.00	0.00	0.00	0.00	0.00
LIBE2205000	1a: Government Hospitals who are Network Providers; Hospitals who are not Network Providers	Ageing of repudiated claims::Claims repudiated within 3-6 months	810 946 9	0.00	0.00	0.00	0.00	0.00	0.00
LIBE2205000	1a: Government Hospitals who are Network Providers; Hospitals who are not Network Providers	Ageing of repudiated claims::Claims repudiated within 6-12 months	810 947 0	0.00	0.00	0.00	0.00	0.00	0.00
LIBE2205000	1a: Government Hospitals who are Network Providers; Hospitals who are not Network Providers	Ageing of repudiated claims::Claims repudiated within 1-2 years	810 947 1	0.00	0.00	0.00	0.00	0.00	0.00
LIBE2205000	1a: Government Hospitals who are Network Providers; Hospitals who are not Network Providers	Ageing of repudiated claims::claims repudiated within more than 2 years	810 947 2	0.00	0.00	0.00	0.00	0.00	0.00
LIBE2205000	1b: Government Hospitals who are not Network Providers	New claims received during the period	810 945 4	0.00	0.00	0.00	0.00	0.00	0.00
LIBE2205000	1b: Government Hospitals who are not Network Providers	Amount of claim partially disallowed	810 956	0.00	0.00	0.00	0.00	0.00	0.00

# IRDA Annual Report for Financial Year 2020-21

	Providers	owing to the Terms and Conditions of the policy	1						
LIBE2205000	1b: Government Hospitals who are not Network Providers	Ageing of pending claims::Claims pending for less than 1 month	810 945 5	0.00	0.00	0.00	0.00	0.00	0.00
LIBE2205000	1b: Government Hospitals who are not Network Providers	Ageing of pending claims::Claims pending for 1-3 months	810 945 6	0.00	0.00	0.00	0.00	0.00	0.00
LIBE2205000	1b: Government Hospitals who are not Network Providers	Ageing of pending claims::Claims pending for 3-6 months	810 945 7	0.00	0.00	0.00	0.00	0.00	0.00
LIBE2205000	1b: Government Hospitals who are not Network Providers	Ageing of pending claims::Claims pending for 6-12 months	810 945 8	0.00	0.00	0.00	0.00	0.00	0.00
LIBE2205000	1b: Government Hospitals who are not Network Providers	Ageing of pending claims::Claims pending for 1-2 years	810 945 9	0.00	0.00	0.00	0.00	0.00	0.00
LIBE2205000	1b: Government Hospitals who are not Network Providers	Ageing of pending claims::Claims pending for more than 2 years	810 946 0	0.00	0.00	0.00	0.00	0.00	0.00
LIBE2205000	1b: Government Hospitals who are not Network Providers	Ageing of settled claims::Claims settled for less than 1 month	810 946 1	0.00	0.00	0.00	0.00	0.00	0.00
LIBE2205000	1b: Government Hospitals who are not Network Providers	Ageing of settled claims::Claims settled for 1-3 months	810 946 2	0.00	0.00	0.00	0.00	0.00	0.00
LIBE2205000	1b: Government Hospitals who are not Network Providers	Ageing of settled claims::Claims settled for 3-6 months	810 946 3	0.00	0.00	0.00	0.00	0.00	0.00
LIBE2205000	1b: Government Hospitals who are not Network Providers	Ageing of settled claims::Claims settled for 6-12 months	810 946 4	0.00	0.00	0.00	0.00	0.00	0.00
LIBE2205000	1b: Government Hospitals who are not Network Providers	Ageing of settled claims::Claims settled	810 946	0.00	0.00	0.00	0.00	0.00	0.00

# IRDA Annual Report for Financial Year 2020-21

	Providers	for 1-2 years	5						
LIBE2205000	1b: Government Hospitals who are not Network Providers	Ageing of settled claims::Claims settled for more than 2 years	810 946 6	0.00	0.00	0.00	0.00	0.00	0.00
LIBE2205000	1b: Government Hospitals who are not Network Providers	Ageing of repudiated claims::Claims repudiated within 1 month	810 946 7	0.00	0.00	0.00	0.00	0.00	0.00
LIBE2205000	1b: Government Hospitals who are not Network Providers	Ageing of repudiated claims::Claims repudiated within 1-3 months	810 946 8	0.00	0.00	0.00	0.00	0.00	0.00
LIBE2205000	1b: Government Hospitals who are not Network Providers	Ageing of repudiated claims::Claims repudiated within 3-6 months	810 946 9	0.00	0.00	0.00	0.00	0.00	0.00
LIBE2205000	1b: Government Hospitals who are not Network Providers	Ageing of repudiated claims::Claims repudiated within 6-12 months	810 947 0	0.00	0.00	0.00	0.00	0.00	0.00
LIBE2205000	1b: Government Hospitals who are not Network Providers	Ageing of repudiated claims::Claims repudiated within 1-2 years	810 947 1	0.00	0.00	0.00	0.00	0.00	0.00
LIBE2205000	1b: Government Hospitals who are not Network Providers	Ageing of repudiated claims::claims repudiated within more than 2 years	810 947 2	0.00	0.00	0.00	0.00	0.00	0.00
LIBE2205000	2a: Private Hospitals who are Network Provider	New claims received during the period	810 945 4	295	31608094.6	255	15998935.12	0.00	0.00
LIBE2205000	2a: Private Hospitals who are Network Provider	Amount of claim partially disallowed owing to the Terms and Conditions of the	810 956 1	0.00	11098216	0.00	5678093.55	0.00	0.00

## IRDA Annual Report for Financial Year 2020-21

		policy							
LIBE2205000	2a: Private Hospitals who are Network Provider	Ageing of pending claims::Claims pending for less than 1 month	810 945 5	19	1920038	16	696712.85	0.00	0.00
LIBE2205000	2a: Private Hospitals who are Network Provider	Ageing of pending claims::Claims pending for 1-3 months	810 945 6	14	1419933	14	438488.5	0.00	0.00
LIBE2205000	2a: Private Hospitals who are Network Provider	Ageing of pending claims::Claims pending for 3-6 months	810 945 7	3	83055	6	206638.4	0.00	0.00
LIBE2205000	2a: Private Hospitals who are Network Provider	Ageing of pending claims::Claims pending for 6-12 months	810 945 8	7	561820.3	14	308764.5	0.00	0.00
LIBE2205000	2a: Private Hospitals who are Network Provider	Ageing of pending claims::Claims pending for 1-2 years	810 945 9	3	162138	3	0.00	0.00	0.00
LIBE2205000	2a: Private Hospitals who are Network Provider	Ageing of pending claims::Claims pending for more than 2 years	810 946 0	0.00	0.00	0.00	0.00	0.00	0.00
LIBE2205000	2a: Private Hospitals who are Network Provider	Ageing of settled claims::Claims settled for less than 1 month	810 946 1	330	19424833	192	7948286	0.00	0.00
LIBE2205000	2a: Private Hospitals who are Network Provider	Ageing of settled claims::Claims settled for 1-3 months	810 946 2	74	4635423	20	602047	0.00	0.00
LIBE2205000	2a: Private Hospitals who are Network Provider	Ageing of settled claims::Claims settled for 3-6 months	810 946 3	18	1087213	4	193066	0.00	0.00
LIBE2205000	2a: Private Hospitals who are Network Provider	Ageing of settled claims::Claims settled for 6-12 months	810 946 4	2	7349	1	15705	0.00	0.00
LIBE2205000	2a: Private Hospitals who are Network Provider	Ageing of settled claims::Claims settled for 1-2 years	810 946 5	0.00	0.00	0.00	0.00	0.00	0.00
LIBE2205000	2a: Private Hospitals who	Ageing of settled	810	0.00	0.00	0.00	0.00	0.00	0.00

## IRDA Annual Report for Financial Year 2020-21

	are Network Provider	claims::Claims settled for more than 2 years	946 6						
LIBE2205000	2a: Private Hospitals who are Network Provider	Ageing of repudiated claims::Claims repudiated within 1 month	810 946 7	1	9968	12	914336	0.00	0.00
LIBE2205000	2a: Private Hospitals who are Network Provider	Ageing of repudiated claims::Claims repudiated within 1-3 months	810 946 8	5	248282	3	97695	0.00	0.00
LIBE2205000	2a: Private Hospitals who are Network Provider	Ageing of repudiated claims::Claims repudiated within 3-6 months	810 946 9	3	183821	4	107907	0.00	0.00
LIBE2205000	2a: Private Hospitals who are Network Provider	Ageing of repudiated claims::Claims repudiated within 6-12 months	810 947 0	5	239104	5	326680	0.00	0.00
LIBE2205000	2a: Private Hospitals who are Network Provider	Ageing of repudiated claims::Claims repudiated within 1-2 years	810 947 1	0.00	0.00	4	71444	0.00	0.00
LIBE2205000	2a: Private Hospitals who are Network Provider	Ageing of repudiated claims::claims repudiated within more than 2 years	810 947 2	0.00	0.00	0.00	0.00	0.00	0.00
LIBE2205000	2b: Private Hospitals who are not Network Providers	New claims received during the period	810 945 4	0.00	0.00	153	9764085.1	0.00	0.00
LIBE2205000	2b: Private Hospitals who are not Network Providers	Amount of claim partially disallowed owing to the Terms and Conditions of the policy	810 956 1	0.00	1213	0.00	2624234	0.00	0.00
LIBE2205000	2b: Private Hospitals who	Ageing of pending	810	0.00	0.00	16	587023.25	0.00	0.00



## IRDA Annual Report for Financial Year 2020-21

	are not Network Providers	claims::Claims pending for less than 1 month	945 5						
LIBE2205000	2b: Private Hospitals who are not Network Providers	Ageing of pending claims::Claims pending for 1-3 months	810 945 6	0.00	0.00	18	567152.15	0.00	0.00
LIBE2205000	2b: Private Hospitals who are not Network Providers	Ageing of pending claims::Claims pending for 3-6 months	810 945 7	0.00	0.00	22	665903	0.00	0.00
LIBE2205000	2b: Private Hospitals who are not Network Providers	Ageing of pending claims::Claims pending for 6-12 months	810 945 8	0.00	0.00	25	581052.7	0.00	0.00
LIBE2205000	2b: Private Hospitals who are not Network Providers	Ageing of pending claims::Claims pending for 1-2 years	810 945 9	0.00	0.00	8	0.00	0.00	0.00
LIBE2205000	2b: Private Hospitals who are not Network Providers	Ageing of pending claims::Claims pending for more than 2 years	810 946 0	1	0.00	5	0.00	0.00	0.00
LIBE2205000	2b: Private Hospitals who are not Network Providers	Ageing of settled claims::Claims settled for less than 1 month	810 946 1	0.00	0.00	235	7563668	0.00	0.00
LIBE2205000	2b: Private Hospitals who are not Network Providers	Ageing of settled claims::Claims settled for 1-3 months	810 946 2	0.00	0.00	14	397180	0.00	0.00
LIBE2205000	2b: Private Hospitals who are not Network Providers	Ageing of settled claims::Claims settled for 3-6 months	810 946 3	0.00	0.00	2	11576	0.00	0.00
LIBE2205000	2b: Private Hospitals who are not Network Providers	Ageing of settled claims::Claims settled for 6-12 months	810 946 4	0.00	0.00	0.00	0.00	0.00	0.00
LIBE2205000	2b: Private Hospitals who are not Network Providers	Ageing of settled claims::Claims settled for 1-2 years	810 946 5	0.00	0.00	0.00	0.00	0.00	0.00
LIBE2205000	2b: Private Hospitals who are not Network Providers	Ageing of settled claims::Claims settled for more than 2 years	810 946 6	0.00	0.00	0.00	0.00	0.00	0.00

# IRDA Annual Report for Financial Year 2020-21

LIBE2205000	2b: Private Hospitals who are not Network Providers	Ageing of repudiated claims::Claims repudiated within 1 month	810 946 7	0.00	0.00	13	424565	0.00	0.00
LIBE2205000	2b: Private Hospitals who are not Network Providers	Ageing of repudiated claims::Claims repudiated within 1-3 months	810 946 8	0.00	0.00	3	64203	0.00	0.00
LIBE2205000	2b: Private Hospitals who are not Network Providers	Ageing of repudiated claims::Claims repudiated within 3-6 months	810 946 9	0.00	0.00	5	131844	0.00	0.00
LIBE2205000	2b: Private Hospitals who are not Network Providers	Ageing of repudiated claims::Claims repudiated within 6-12 months	810 947 0	0.00	0.00	5	134934	0.00	0.00
LIBE2205000	2b: Private Hospitals who are not Network Providers	Ageing of repudiated claims::Claims repudiated within 1-2 years	810 947 1	0.00	0.00	4	4966	0.00	0.00
LIBE2205000	2b: Private Hospitals who are not Network Providers	Ageing of repudiated claims::claims repudiated within more than 2 years	810 947 2	0.00	0.00	0.00	0.00	0.00	0.00
MAXB2205000	1a: Government Hospitals who are Network Providers; Hospitals who are not Network Providers	New claims received during the period	810 945 4	0.00	0.00	0.00	0.00	0.00	0.00
MAXB2205000	1a: Government Hospitals who are Network Providers; Hospitals who are not Network Providers	Amount of claim partially disallowed owing to the Terms and Conditions of the policy	810 956 1	0.00	0.00	0.00	0.00	0.00	0.00
MAXB2205000	1a: Government Hospitals who are Network	Ageing of pending claims::Claims pending	810 945	0.00	0.00	0.00	0.00	0.00	0.00

## IRDA Annual Report for Financial Year 2020-21

	Providers; Hospitals who are not Network Providers	for less than 1 month	5						
MAXB2205000	1a: Government Hospitals who are Network Providers; Hospitals who are not Network Providers	Ageing of pending claims::Claims pending for 1-3 months	810 945 6	0.00	0.00	0.00	0.00	0.00	0.00
MAXB2205000	1a: Government Hospitals who are Network Providers; Hospitals who are not Network Providers	Ageing of pending claims::Claims pending for 3-6 months	810 945 7	0.00	0.00	0.00	0.00	0.00	0.00
MAXB2205000	1a: Government Hospitals who are Network Providers; Hospitals who are not Network Providers	Ageing of pending claims::Claims pending for 6-12 months	810 945 8	0.00	0.00	0.00	0.00	0.00	0.00
MAXB2205000	1a: Government Hospitals who are Network Providers; Hospitals who are not Network Providers	Ageing of pending claims::Claims pending for 1-2 years	810 945 9	0.00	0.00	0.00	0.00	0.00	0.00
MAXB2205000	1a: Government Hospitals who are Network Providers; Hospitals who are not Network Providers	Ageing of pending claims::Claims pending for more than 2 years	810 946 0	0.00	0.00	0.00	0.00	0.00	0.00
MAXB2205000	1a: Government Hospitals who are Network Providers; Hospitals who are not Network Providers	Ageing of settled claims::Claims settled for less than 1 month	810 946 1	0.00	0.00	0.00	0.00	0.00	0.00
MAXB2205000	1a: Government Hospitals who are Network Providers; Hospitals who are not Network Providers	Ageing of settled claims::Claims settled for 1-3 months	810 946 2	0.00	0.00	0.00	0.00	0.00	0.00
MAXB2205000	1a: Government Hospitals who are Network Providers; Hospitals who are not Network Providers	Ageing of settled claims::Claims settled for 3-6 months	810 946 3	0.00	0.00	0.00	0.00	0.00	0.00
MAXB2205000	1a: Government Hospitals	Ageing of settled	810	0.00	0.00	0.00	0.00	0.00	0.00

## IRDA Annual Report for Financial Year 2020-21

	who are Network Providers; Hospitals who are not Network Providers	claims::Claims settled for 6-12 months	946 4						
MAXB2205000	1a: Government Hospitals who are Network Providers; Hospitals who are not Network Providers	Ageing of settled claims::Claims settled for 1-2 years	810 946 5	0.00	0.00	0.00	0.00	0.00	0.00
MAXB2205000	1a: Government Hospitals who are Network Providers; Hospitals who are not Network Providers	Ageing of settled claims::Claims settled for more than 2 years	810 946 6	0.00	0.00	0.00	0.00	0.00	0.00
MAXB2205000	1a: Government Hospitals who are Network Providers; Hospitals who are not Network Providers	Ageing of repudiated claims::Claims repudiated within 1 month	810 946 7	0.00	0.00	0.00	0.00	0.00	0.00
MAXB2205000	1a: Government Hospitals who are Network Providers; Hospitals who are not Network Providers	Ageing of repudiated claims::Claims repudiated within 1-3 months	810 946 8	0.00	0.00	0.00	0.00	0.00	0.00
MAXB2205000	1a: Government Hospitals who are Network Providers; Hospitals who are not Network Providers	Ageing of repudiated claims::Claims repudiated within 3-6 months	810 946 9	0.00	0.00	0.00	0.00	0.00	0.00
MAXB2205000	1a: Government Hospitals who are Network Providers; Hospitals who are not Network Providers	Ageing of repudiated claims::Claims repudiated within 6-12 months	810 947 0	0.00	0.00	0.00	0.00	0.00	0.00
MAXB2205000	1a: Government Hospitals who are Network Providers; Hospitals who are not Network Providers	Ageing of repudiated claims::Claims repudiated within 1-2 years	810 947 1	0.00	0.00	0.00	0.00	0.00	0.00
MAXB2205000	1a: Government Hospitals who are Network Providers; Hospitals who are not Network Providers	Ageing of repudiated claims::claims repudiated within more than 2 years	810 947 2	0.00	0.00	0.00	0.00	0.00	0.00

## IRDA Annual Report for Financial Year 2020-21

MAXB2205000	1b: Government Hospitals who are not Network Providers	New claims received during the period	810 945 4	0.00	0.00	0.00	0.00	0.00	0.00
MAXB2205000	1b: Government Hospitals who are not Network Providers	Amount of claim partially disallowed owing to the Terms and Conditions of the policy	810 956 1	0.00	0.00	0.00	0.00	0.00	0.00
MAXB2205000	1b: Government Hospitals who are not Network Providers	Ageing of pending claims::Claims pending for less than 1 month	810 945 5	0.00	0.00	0.00	0.00	0.00	0.00
MAXB2205000	1b: Government Hospitals who are not Network Providers	Ageing of pending claims::Claims pending for 1-3 months	810 945 6	0.00	0.00	0.00	0.00	0.00	0.00
MAXB2205000	1b: Government Hospitals who are not Network Providers	Ageing of pending claims::Claims pending for 3-6 months	810 945 7	0.00	0.00	0.00	0.00	0.00	0.00
MAXB2205000	1b: Government Hospitals who are not Network Providers	Ageing of pending claims::Claims pending for 6-12 months	810 945 8	0.00	0.00	0.00	0.00	0.00	0.00
MAXB2205000	1b: Government Hospitals who are not Network Providers	Ageing of pending claims::Claims pending for 1-2 years	810 945 9	0.00	0.00	0.00	0.00	0.00	0.00
MAXB2205000	1b: Government Hospitals who are not Network Providers	Ageing of pending claims::Claims pending for more than 2 years	810 946 0	0.00	0.00	0.00	0.00	0.00	0.00
MAXB2205000	1b: Government Hospitals who are not Network Providers	Ageing of settled claims::Claims settled for less than 1 month	810 946 1	0.00	0.00	0.00	0.00	0.00	0.00
MAXB2205000	1b: Government Hospitals who are not Network Providers	Ageing of settled claims::Claims settled for 1-3 months	810 946 2	0.00	0.00	0.00	0.00	0.00	0.00
MAXB2205000	1b: Government Hospitals who are not Network Providers	Ageing of settled claims::Claims settled for 3-6 months	810 946 3	0.00	0.00	0.00	0.00	0.00	0.00

## IRDA Annual Report for Financial Year 2020-21

MAXB2205000	1b: Government Hospitals who are not Network Providers	Ageing of settled claims::Claims settled for 6-12 months	810 946 4	0.00	0.00	0.00	0.00	0.00	0.00
MAXB2205000	1b: Government Hospitals who are not Network Providers	Ageing of settled claims::Claims settled for 1-2 years	810 946 5	0.00	0.00	0.00	0.00	0.00	0.00
MAXB2205000	1b: Government Hospitals who are not Network Providers	Ageing of settled claims::Claims settled for more than 2 years	810 946 6	0.00	0.00	0.00	0.00	0.00	0.00
MAXB2205000	1b: Government Hospitals who are not Network Providers	Ageing of repudiated claims::Claims repudiated within 1 month	810 946 7	0.00	0.00	0.00	0.00	0.00	0.00
MAXB2205000	1b: Government Hospitals who are not Network Providers	Ageing of repudiated claims::Claims repudiated within 1-3 months	810 946 8	0.00	0.00	0.00	0.00	0.00	0.00
MAXB2205000	1b: Government Hospitals who are not Network Providers	Ageing of repudiated claims::Claims repudiated within 3-6 months	810 946 9	0.00	0.00	0.00	0.00	0.00	0.00
MAXB2205000	1b: Government Hospitals who are not Network Providers	Ageing of repudiated claims::Claims repudiated within 6-12 months	810 947 0	0.00	0.00	0.00	0.00	0.00	0.00
MAXB2205000	1b: Government Hospitals who are not Network Providers	Ageing of repudiated claims::Claims repudiated within 1-2 years	810 947 1	0.00	0.00	0.00	0.00	0.00	0.00
MAXB2205000	1b: Government Hospitals who are not Network Providers	Ageing of repudiated claims::claims repudiated within more than 2 years	810 947 2	0.00	0.00	0.00	0.00	0.00	0.00
MAXB2205000	2a: Private Hospitals who are Network Provider	New claims received during the period	810 945	47	4119398	55	10030558.2	0.00	0.00

## IRDA Annual Report for Financial Year 2020-21

			4						
MAXB2205000	2a: Private Hospitals who are Network Provider	Amount of claim partially disallowed owing to the Terms and Conditions of the policy	810 956 1	0.00	969726	0.00	4039285	0.00	0.00
MAXB2205000	2a: Private Hospitals who are Network Provider	Ageing of pending claims::Claims pending for less than 1 month	810 945 5	2	289222	3	91012	0.00	0.00
MAXB2205000	2a: Private Hospitals who are Network Provider	Ageing of pending claims::Claims pending for 1-3 months	810 945 6	2	113883	1	164040.75	0.00	0.00
MAXB2205000	2a: Private Hospitals who are Network Provider	Ageing of pending claims::Claims pending for 3-6 months	810 945 7	0.00	0.00	0.00	0.00	0.00	0.00
MAXB2205000	2a: Private Hospitals who are Network Provider	Ageing of pending claims::Claims pending for 6-12 months	810 945 8	2	112444	3	960388.5	0.00	0.00
MAXB2205000	2a: Private Hospitals who are Network Provider	Ageing of pending claims::Claims pending for 1-2 years	810 945 9	0.00	0.00	2	2212	0.00	0.00
MAXB2205000	2a: Private Hospitals who are Network Provider	Ageing of pending claims::Claims pending for more than 2 years	810 946 0	0.00	0.00	1	0.00	0.00	0.00
MAXB2205000	2a: Private Hospitals who are Network Provider	Ageing of settled claims::Claims settled for less than 1 month	810 946 1	64	4079104	52	4136600	0.00	0.00
MAXB2205000	2a: Private Hospitals who are Network Provider	Ageing of settled claims::Claims settled for 1-3 months	810 946 2	2	95400	2	24331	0.00	0.00
MAXB2205000	2a: Private Hospitals who are Network Provider	Ageing of settled claims::Claims settled for 3-6 months	810 946 3	1	39189	0.00	0.00	0.00	0.00
MAXB2205000	2a: Private Hospitals who are Network Provider	Ageing of settled claims::Claims settled	810 946	1	25300	0.00	0.00	0.00	0.00

## IRDA Annual Report for Financial Year 2020-21

		for 6-12 months	4						
MAXB2205000	2a: Private Hospitals who are Network Provider	Ageing of settled claims::Claims settled for 1-2 years	810 946 5	0.00	0.00	2	156842	0.00	0.00
MAXB2205000	2a: Private Hospitals who are Network Provider	Ageing of settled claims::Claims settled for more than 2 years	810 946 6	0.00	0.00	0.00	0.00	0.00	0.00
MAXB2205000	2a: Private Hospitals who are Network Provider	Ageing of repudiated claims::Claims repudiated within 1 month	810 946 7	0.00	0.00	10	610008	0.00	0.00
MAXB2205000	2a: Private Hospitals who are Network Provider	Ageing of repudiated claims::Claims repudiated within 1-3 months	810 946 8	0.00	0.00	2	17245	0.00	0.00
MAXB2205000	2a: Private Hospitals who are Network Provider	Ageing of repudiated claims::Claims repudiated within 3-6 months	810 946 9	0.00	0.00	2	347042	0.00	0.00
MAXB2205000	2a: Private Hospitals who are Network Provider	Ageing of repudiated claims::Claims repudiated within 6-12 months	810 947 0	0.00	0.00	5	1198260	0.00	0.00
MAXB2205000	2a: Private Hospitals who are Network Provider	Ageing of repudiated claims::Claims repudiated within 1-2 years	810 947 1	1	16300	3	16519	0.00	0.00
MAXB2205000	2a: Private Hospitals who are Network Provider	Ageing of repudiated claims::claims repudiated within more than 2 years	810 947 2	0.00	0.00	0.00	0.00	0.00	0.00
MAXB2205000	2b: Private Hospitals who are not Network Providers	New claims received during the period	810 945 4	0.00	0.00	42	3917009.75	0.00	0.00
MAXB2205000	2b: Private Hospitals who	Amount of claim	810	0.00	0.00	0.00	688764	0.00	0.00



## IRDA Annual Report for Financial Year 2020-21

	are not Network Providers	partially disallowed owing to the Terms and Conditions of the policy	956 1						
MAXB2205000	2b: Private Hospitals who are not Network Providers	Ageing of pending claims::Claims pending for less than 1 month	810 945 5	0.00	0.00	8	307758.1	0.00	0.00
MAXB2205000	2b: Private Hospitals who are not Network Providers	Ageing of pending claims::Claims pending for 1-3 months	810 945 6	0.00	0.00	0.00	0.00	0.00	0.00
MAXB2205000	2b: Private Hospitals who are not Network Providers	Ageing of pending claims::Claims pending for 3-6 months	810 945 7	0.00	0.00	2	63176	0.00	0.00
MAXB2205000	2b: Private Hospitals who are not Network Providers	Ageing of pending claims::Claims pending for 6-12 months	810 945 8	0.00	0.00	2	94238.25	0.00	0.00
MAXB2205000	2b: Private Hospitals who are not Network Providers	Ageing of pending claims::Claims pending for 1-2 years	810 945 9	0.00	0.00	3	139320.75	0.00	0.00
MAXB2205000	2b: Private Hospitals who are not Network Providers	Ageing of pending claims::Claims pending for more than 2 years	810 946 0	0.00	0.00	0.00	0.00	0.00	0.00
MAXB2205000	2b: Private Hospitals who are not Network Providers	Ageing of settled claims::Claims settled for less than 1 month	810 946 1	0.00	0.00	31	1137941	0.00	0.00
MAXB2205000	2b: Private Hospitals who are not Network Providers	Ageing of settled claims::Claims settled for 1-3 months	810 946 2	0.00	0.00	1	49301	0.00	0.00
MAXB2205000	2b: Private Hospitals who are not Network Providers	Ageing of settled claims::Claims settled for 3-6 months	810 946 3	0.00	0.00	0.00	0.00	0.00	0.00
MAXB2205000	2b: Private Hospitals who are not Network Providers	Ageing of settled claims::Claims settled for 6-12 months	810 946 4	0.00	0.00	7	520695	0.00	0.00
MAXB2205000	2b: Private Hospitals who	Ageing of settled	810	0.00	0.00	1	97614	0.00	0.00

# IRDA Annual Report for Financial Year 2020-21

	are not Network Providers	claims::Claims settled for 1-2 years	946 5						
MAXB2205000	2b: Private Hospitals who are not Network Providers	Ageing of settled claims::Claims settled for more than 2 years	810 946 6	0.00	0.00	0.00	0.00	0.00	0.00
MAXB2205000	2b: Private Hospitals who are not Network Providers	Ageing of repudiated claims::Claims repudiated within 1 month	810 946 7	0.00	0.00	19	704512	0.00	0.00
MAXB2205000	2b: Private Hospitals who are not Network Providers	Ageing of repudiated claims::Claims repudiated within 1-3 months	810 946 8	0.00	0.00	1	4084	0.00	0.00
MAXB2205000	2b: Private Hospitals who are not Network Providers	Ageing of repudiated claims::Claims repudiated within 3-6 months	810 946 9	0.00	0.00	4	159138	0.00	0.00
MAXB2205000	2b: Private Hospitals who are not Network Providers	Ageing of repudiated claims::Claims repudiated within 6-12 months	810 947 0	0.00	0.00	8	2128853	0.00	0.00
MAXB2205000	2b: Private Hospitals who are not Network Providers	Ageing of repudiated claims::Claims repudiated within 1-2 years	810 947 1	0.00	0.00	3	28874	0.00	0.00
MAXB2205000	2b: Private Hospitals who are not Network Providers	Ageing of repudiated claims::claims repudiated within more than 2 years	810 947 2	0.00	0.00	0.00	0.00	0.00	0.00
NATIO512000	1a: Government Hospitals who are Network Providers; Hospitals who are not Network Providers	New claims received during the period	810 945 4	3	83098	1	8955	0.00	0.00
NATIO512000	1a: Government Hospitals who are Network	Amount of claim partially disallowed	810 956	0.00	167	0.00	6605	0.00	0.00

## IRDA Annual Report for Financial Year 2020-21

	Providers; Hospitals who are not Network Providers	owing to the Terms and Conditions of the policy	1						
NATI0512000	1a: Government Hospitals who are Network Providers; Hospitals who are not Network Providers	Ageing of pending claims::Claims pending for less than 1 month	810 945 5	1	24693	1	8955	0.00	0.00
NATI0512000	1a: Government Hospitals who are Network Providers; Hospitals who are not Network Providers	Ageing of pending claims::Claims pending for 1-3 months	810 945 6	0.00	0.00	0.00	0.00	0.00	0.00
NATI0512000	1a: Government Hospitals who are Network Providers; Hospitals who are not Network Providers	Ageing of pending claims::Claims pending for 3-6 months	810 945 7	0.00	0.00	0.00	0.00	0.00	0.00
NATI0512000	1a: Government Hospitals who are Network Providers; Hospitals who are not Network Providers	Ageing of pending claims::Claims pending for 6-12 months	810 945 8	0.00	0.00	0.00	0.00	0.00	0.00
NATI0512000	1a: Government Hospitals who are Network Providers; Hospitals who are not Network Providers	Ageing of pending claims::Claims pending for 1-2 years	810 945 9	0.00	0.00	0.00	0.00	0.00	0.00
NATI0512000	1a: Government Hospitals who are Network Providers; Hospitals who are not Network Providers	Ageing of pending claims::Claims pending for more than 2 years	810 946 0	193	799625	0.00	0.00	0.00	0.00
NATI0512000	1a: Government Hospitals who are Network Providers; Hospitals who are not Network Providers	Ageing of settled claims::Claims settled for less than 1 month	810 946 1	1	30674	0.00	0.00	0.00	0.00
NATI0512000	1a: Government Hospitals who are Network Providers; Hospitals who are not Network Providers	Ageing of settled claims::Claims settled for 1-3 months	810 946 2	1	27564	1	5509	0.00	0.00

## IRDA Annual Report for Financial Year 2020-21

NATI0512000	1a: Government Hospitals who are Network Providers; Hospitals who are not Network Providers	Ageing of settled claims::Claims settled for 3-6 months	810 946 3	0.00	0.00	1	16928	0.00	0.00
NATI0512000	1a: Government Hospitals who are Network Providers; Hospitals who are not Network Providers	Ageing of settled claims::Claims settled for 6-12 months	810 946 4	0.00	0.00	0.00	0.00	0.00	0.00
NATI0512000	1a: Government Hospitals who are Network Providers; Hospitals who are not Network Providers	Ageing of settled claims::Claims settled for 1-2 years	810 946 5	0.00	0.00	0.00	0.00	0.00	0.00
NATI0512000	1a: Government Hospitals who are Network Providers; Hospitals who are not Network Providers	Ageing of settled claims::Claims settled for more than 2 years	810 946 6	0.00	0.00	0.00	0.00	0.00	0.00
NATI0512000	1a: Government Hospitals who are Network Providers; Hospitals who are not Network Providers	Ageing of repudiated claims::Claims repudiated within 1 month	810 946 7	0.00	0.00	0.00	0.00	0.00	0.00
NATI0512000	1a: Government Hospitals who are Network Providers; Hospitals who are not Network Providers	Ageing of repudiated claims::Claims repudiated within 1-3 months	810 946 8	0.00	0.00	0.00	0.00	0.00	0.00
NATI0512000	1a: Government Hospitals who are Network Providers; Hospitals who are not Network Providers	Ageing of repudiated claims::Claims repudiated within 3-6 months	810 946 9	0.00	0.00	0.00	0.00	0.00	0.00
NATI0512000	1a: Government Hospitals who are Network Providers; Hospitals who are not Network Providers	Ageing of repudiated claims::Claims repudiated within 6-12 months	810 947 0	0.00	0.00	0.00	0.00	0.00	0.00
NATI0512000	1a: Government Hospitals who are Network Providers; Hospitals who are not Network Providers	Ageing of repudiated claims::Claims repudiated within 1-2	810 947 1	0.00	0.00	0.00	0.00	0.00	0.00

# IRDA Annual Report for Financial Year 2020-21

	are not Network Providers	years							
NATI0512000	1a: Government Hospitals who are Network Providers; Hospitals who are not Network Providers	Ageing of repudiated claims::claims repudiated within more than 2 years	810 947 2	0.00	0.00	0.00	0.00	0.00	0.00
NATI0512000	1b: Government Hospitals who are not Network Providers	New claims received during the period	810 945 4	0.00	0.00	16	401977	0.00	0.00
NATI0512000	1b: Government Hospitals who are not Network Providers	Amount of claim partially disallowed owing to the Terms and Conditions of the policy	810 956 1	0.00	0.00	0.00	50391	0.00	0.00
NATI0512000	1b: Government Hospitals who are not Network Providers	Ageing of pending claims::Claims pending for less than 1 month	810 945 5	0.00	0.00	0.00	0.00	0.00	0.00
NATI0512000	1b: Government Hospitals who are not Network Providers	Ageing of pending claims::Claims pending for 1-3 months	810 945 6	0.00	0.00	0.00	0.00	0.00	0.00
NATI0512000	1b: Government Hospitals who are not Network Providers	Ageing of pending claims::Claims pending for 3-6 months	810 945 7	0.00	0.00	0.00	0.00	0.00	0.00
NATI0512000	1b: Government Hospitals who are not Network Providers	Ageing of pending claims::Claims pending for 6-12 months	810 945 8	0.00	0.00	0.00	0.00	0.00	0.00
NATI0512000	1b: Government Hospitals who are not Network Providers	Ageing of pending claims::Claims pending for 1-2 years	810 945 9	0.00	0.00	0.00	0.00	0.00	0.00
NATI0512000	1b: Government Hospitals who are not Network Providers	Ageing of pending claims::Claims pending for more than 2 years	810 946 0	0.00	0.00	0.00	0.00	0.00	0.00
NATI0512000	1b: Government Hospitals who are not Network Providers	Ageing of settled claims::Claims settled for less than 1 month	810 946 1	0.00	0.00	12	231472	0.00	0.00
NATI0512000	1b: Government Hospitals	Ageing of settled	810	0.00	0.00	3	62861	0.00	0.00

## IRDA Annual Report for Financial Year 2020-21

	who are not Network Providers	claims::Claims settled for 1-3 months	946 2						
NATI0512000	1b: Government Hospitals who are not Network Providers	Ageing of settled claims::Claims settled for 3-6 months	810 946 3	0.00	0.00	0.00	0.00	0.00	0.00
NATI0512000	1b: Government Hospitals who are not Network Providers	Ageing of settled claims::Claims settled for 6-12 months	810 946 4	0.00	0.00	0.00	0.00	0.00	0.00
NATI0512000	1b: Government Hospitals who are not Network Providers	Ageing of settled claims::Claims settled for 1-2 years	810 946 5	0.00	0.00	0.00	0.00	0.00	0.00
NATI0512000	1b: Government Hospitals who are not Network Providers	Ageing of settled claims::Claims settled for more than 2 years	810 946 6	0.00	0.00	0.00	0.00	0.00	0.00
NATI0512000	1b: Government Hospitals who are not Network Providers	Ageing of repudiated claims::Claims repudiated within 1 month	810 946 7	0.00	0.00	1	57253	0.00	0.00
NATI0512000	1b: Government Hospitals who are not Network Providers	Ageing of repudiated claims::Claims repudiated within 1-3 months	810 946 8	0.00	0.00	0.00	0.00	0.00	0.00
NATI0512000	1b: Government Hospitals who are not Network Providers	Ageing of repudiated claims::Claims repudiated within 3-6 months	810 946 9	0.00	0.00	0.00	0.00	0.00	0.00
NATI0512000	1b: Government Hospitals who are not Network Providers	Ageing of repudiated claims::Claims repudiated within 6-12 months	810 947 0	0.00	0.00	0.00	0.00	0.00	0.00
NATI0512000	1b: Government Hospitals who are not Network Providers	Ageing of repudiated claims::Claims repudiated within 1-2 years	810 947 1	0.00	0.00	0.00	0.00	0.00	0.00
NATI0512000	1b: Government Hospitals	Ageing of repudiated	810	0.00	0.00	0.00	0.00	0.00	0.00

# IRDA Annual Report for Financial Year 2020-21

	who are not Network Providers	claims::claims repudiated within more than 2 years	947 2						
NATI0512000	2a: Private Hospitals who are Network Provider	New claims received during the period	810 945 4	7272	709032297.5	4184	239013732.6	0.00	0.00
NATI0512000	2a: Private Hospitals who are Network Provider	Amount of claim partially disallowed owing to the Terms and Conditions of the policy	810 956 1	0.00	170270598.8	0.00	71849348	0.00	0.00
NATI0512000	2a: Private Hospitals who are Network Provider	Ageing of pending claims::Claims pending for less than 1 month	810 945 5	740	60451906	408	14986339.3	0.00	0.00
NATI0512000	2a: Private Hospitals who are Network Provider	Ageing of pending claims::Claims pending for 1-3 months	810 945 6	140	10887861	90	3113530.05	0.00	0.00
NATI0512000	2a: Private Hospitals who are Network Provider	Ageing of pending claims::Claims pending for 3-6 months	810 945 7	130	9608955	68	2929984.4	0.00	0.00
NATI0512000	2a: Private Hospitals who are Network Provider	Ageing of pending claims::Claims pending for 6-12 months	810 945 8	178	11373729.8	86	1821229.45	0.00	0.00
NATI0512000	2a: Private Hospitals who are Network Provider	Ageing of pending claims::Claims pending for 1-2 years	810 945 9	8	192381	96	698268.65	0.00	0.00
NATI0512000	2a: Private Hospitals who are Network Provider	Ageing of pending claims::Claims pending for more than 2 years	810 946 0	1359	10045300	4	0.00	0.00	0.00
NATI0512000	2a: Private Hospitals who are Network Provider	Ageing of settled claims::Claims settled for less than 1 month	810 946 1	7165	495555290	3485	118077073	0.00	0.00
NATI0512000	2a: Private Hospitals who are Network Provider	Ageing of settled claims::Claims settled for 1-3 months	810 946 2	1010	63264576	341	12025601	0.00	0.00

# IRDA Annual Report for Financial Year 2020-21

NATI0512000	2a: Private Hospitals who are Network Provider	Ageing of settled claims::Claims settled for 3-6 months	810 946 3	236	12053702	52	1405426	0.00	0.00
NATI0512000	2a: Private Hospitals who are Network Provider	Ageing of settled claims::Claims settled for 6-12 months	810 946 4	60	4140074	22	1080467	0.00	0.00
NATI0512000	2a: Private Hospitals who are Network Provider	Ageing of settled claims::Claims settled for 1-2 years	810 946 5	28	2746799	0.00	0.00	0.00	0.00
NATI0512000	2a: Private Hospitals who are Network Provider	Ageing of settled claims::Claims settled for more than 2 years	810 946 6	0.00	0.00	0.00	0.00	0.00	0.00
NATI0512000	2a: Private Hospitals who are Network Provider	Ageing of repudiated claims::Claims repudiated within 1 month	810 946 7	66	879043	135	9730013	0.00	0.00
NATI0512000	2a: Private Hospitals who are Network Provider	Ageing of repudiated claims::Claims repudiated within 1-3 months	810 946 8	8	1104807	162	9933767	0.00	0.00
NATI0512000	2a: Private Hospitals who are Network Provider	Ageing of repudiated claims::Claims repudiated within 3-6 months	810 946 9	10	688070	102	8623329	0.00	0.00
NATI0512000	2a: Private Hospitals who are Network Provider	Ageing of repudiated claims::Claims repudiated within 6-12 months	810 947 0	21	1892517	60	2130364	0.00	0.00
NATI0512000	2a: Private Hospitals who are Network Provider	Ageing of repudiated claims::Claims repudiated within 1-2 years	810 947 1	13	468266	20	804314	0.00	0.00
NATI0512000	2a: Private Hospitals who are Network Provider	Ageing of repudiated claims::claims repudiated within	810 947 2	6	151810	4	58990	0.00	0.00



# IRDA Annual Report for Financial Year 2020-21

		more than 2 years							
NATIO512000	2b: Private Hospitals who are not Network Providers	New claims received during the period	810 945 4	22	1879761	7829	267702565.7	0.00	0.00
NATIO512000	2b: Private Hospitals who are not Network Providers	Amount of claim partially disallowed owing to the Terms and Conditions of the policy	810 956 1	0.00	1982234	0.00	49808797.74	0.00	0.00
NATIO512000	2b: Private Hospitals who are not Network Providers	Ageing of pending claims::Claims pending for less than 1 month	810 945 5	27	395477	1112	28633474.15	0.00	0.00
NATIO512000	2b: Private Hospitals who are not Network Providers	Ageing of pending claims::Claims pending for 1-3 months	810 945 6	0.00	0.00	256	5792530.8	0.00	0.00
NATIO512000	2b: Private Hospitals who are not Network Providers	Ageing of pending claims::Claims pending for 3-6 months	810 945 7	0.00	0.00	127	4017809.45	0.00	0.00
NATIO512000	2b: Private Hospitals who are not Network Providers	Ageing of pending claims::Claims pending for 6-12 months	810 945 8	0.00	0.00	151	3442699.55	0.00	0.00
NATIO512000	2b: Private Hospitals who are not Network Providers	Ageing of pending claims::Claims pending for 1-2 years	810 945 9	8	0.00	72	140523.3	0.00	0.00
NATIO512000	2b: Private Hospitals who are not Network Providers	Ageing of pending claims::Claims pending for more than 2 years	810 946 0	20	333945	25	0.00	0.00	0.00
NATIO512000	2b: Private Hospitals who are not Network Providers	Ageing of settled claims::Claims settled for less than 1 month	810 946 1	0.00	0.00	5984	156192565	0.00	0.00
NATIO512000	2b: Private Hospitals who are not Network Providers	Ageing of settled claims::Claims settled for 1-3 months	810 946 2	0.00	0.00	366	13074184	0.00	0.00
NATIO512000	2b: Private Hospitals who are not Network Providers	Ageing of settled claims::Claims settled	810 946	0.00	0.00	63	1435528	0.00	0.00

# IRDA Annual Report for Financial Year 2020-21

		for 3-6 months	3						
NATI0512000	2b: Private Hospitals who are not Network Providers	Ageing of settled claims::Claims settled for 6-12 months	810 946 4	0.00	0.00	17	460740	0.00	0.00
NATI0512000	2b: Private Hospitals who are not Network Providers	Ageing of settled claims::Claims settled for 1-2 years	810 946 5	0.00	0.00	4	154599	0.00	0.00
NATI0512000	2b: Private Hospitals who are not Network Providers	Ageing of settled claims::Claims settled for more than 2 years	810 946 6	0.00	0.00	0.00	0.00	0.00	0.00
NATI0512000	2b: Private Hospitals who are not Network Providers	Ageing of repudiated claims::Claims repudiated within 1 month	810 946 7	3	68245	246	9899552	0.00	0.00
NATI0512000	2b: Private Hospitals who are not Network Providers	Ageing of repudiated claims::Claims repudiated within 1-3 months	810 946 8	0.00	0.00	173	6362340	0.00	0.00
NATI0512000	2b: Private Hospitals who are not Network Providers	Ageing of repudiated claims::Claims repudiated within 3-6 months	810 946 9	0.00	0.00	84	2798862	0.00	0.00
NATI0512000	2b: Private Hospitals who are not Network Providers	Ageing of repudiated claims::Claims repudiated within 6-12 months	810 947 0	0.00	0.00	81	1596624	0.00	0.00
NATI0512000	2b: Private Hospitals who are not Network Providers	Ageing of repudiated claims::Claims repudiated within 1-2 years	810 947 1	0.00	0.00	19	400750	0.00	0.00
NATI0512000	2b: Private Hospitals who are not Network Providers	Ageing of repudiated claims::claims repudiated within more than 2 years	810 947 2	0.00	0.00	0.00	0.00	0.00	0.00
RELI2310000	1a: Government Hospitals	New claims received	810	0.00	0.00	0.00	0.00	0.00	0.00

# IRDA Annual Report for Financial Year 2020-21

	who are Network Providers; Hospitals who are not Network Providers	during the period	945 4						
RELI2310000	1a: Government Hospitals who are Network Providers; Hospitals who are not Network Providers	Amount of claim partially disallowed owing to the Terms and Conditions of the policy	810 956 1	0.00	0.00	0.00	0.00	0.00	0.00
RELI2310000	1a: Government Hospitals who are Network Providers; Hospitals who are not Network Providers	Ageing of pending claims::Claims pending for less than 1 month	810 945 5	0.00	0.00	0.00	0.00	0.00	0.00
RELI2310000	1a: Government Hospitals who are Network Providers; Hospitals who are not Network Providers	Ageing of pending claims::Claims pending for 1-3 months	810 945 6	0.00	0.00	0.00	0.00	0.00	0.00
RELI2310000	1a: Government Hospitals who are Network Providers; Hospitals who are not Network Providers	Ageing of pending claims::Claims pending for 3-6 months	810 945 7	0.00	0.00	0.00	0.00	0.00	0.00
RELI2310000	1a: Government Hospitals who are Network Providers; Hospitals who are not Network Providers	Ageing of pending claims::Claims pending for 6-12 months	810 945 8	0.00	0.00	0.00	0.00	0.00	0.00
RELI2310000	1a: Government Hospitals who are Network Providers; Hospitals who are not Network Providers	Ageing of pending claims::Claims pending for 1-2 years	810 945 9	0.00	0.00	0.00	0.00	0.00	0.00
RELI2310000	1a: Government Hospitals who are Network Providers; Hospitals who are not Network Providers	Ageing of pending claims::Claims pending for more than 2 years	810 946 0	0.00	0.00	0.00	0.00	0.00	0.00
RELI2310000	1a: Government Hospitals who are Network Providers; Hospitals who	Ageing of settled claims::Claims settled for less than 1 month	810 946 1	0.00	0.00	0.00	0.00	0.00	0.00

# IRDA Annual Report for Financial Year 2020-21

	are not Network Providers								
RELI2310000	1a: Government Hospitals who are Network Providers; Hospitals who are not Network Providers	Ageing of settled claims::Claims settled for 1-3 months	810 946 2	0.00	0.00	0.00	0.00	0.00	0.00
RELI2310000	1a: Government Hospitals who are Network Providers; Hospitals who are not Network Providers	Ageing of settled claims::Claims settled for 3-6 months	810 946 3	0.00	0.00	0.00	0.00	0.00	0.00
RELI2310000	1a: Government Hospitals who are Network Providers; Hospitals who are not Network Providers	Ageing of settled claims::Claims settled for 6-12 months	810 946 4	0.00	0.00	0.00	0.00	0.00	0.00
RELI2310000	1a: Government Hospitals who are Network Providers; Hospitals who are not Network Providers	Ageing of settled claims::Claims settled for 1-2 years	810 946 5	0.00	0.00	0.00	0.00	0.00	0.00
RELI2310000	1a: Government Hospitals who are Network Providers; Hospitals who are not Network Providers	Ageing of settled claims::Claims settled for more than 2 years	810 946 6	0.00	0.00	0.00	0.00	0.00	0.00
RELI2310000	1a: Government Hospitals who are Network Providers; Hospitals who are not Network Providers	Ageing of repudiated claims::Claims repudiated within 1 month	810 946 7	0.00	0.00	0.00	0.00	0.00	0.00
RELI2310000	1a: Government Hospitals who are Network Providers; Hospitals who are not Network Providers	Ageing of repudiated claims::Claims repudiated within 1-3 months	810 946 8	0.00	0.00	0.00	0.00	0.00	0.00
RELI2310000	1a: Government Hospitals who are Network Providers; Hospitals who are not Network Providers	Ageing of repudiated claims::Claims repudiated within 3-6 months	810 946 9	0.00	0.00	0.00	0.00	0.00	0.00
RELI2310000	1a: Government Hospitals who are Network Providers	Ageing of repudiated claims::Claims	810 947	0.00	0.00	0.00	0.00	0.00	0.00

# IRDA Annual Report for Financial Year 2020-21

	Providers; Hospitals who are not Network Providers	repudiated within 6-12 months	0						
RELI2310000	1a: Government Hospitals who are Network Providers; Hospitals who are not Network Providers	Ageing of repudiated claims::Claims repudiated within 1-2 years	810 947 1	0.00	0.00	0.00	0.00	0.00	0.00
RELI2310000	1a: Government Hospitals who are Network Providers; Hospitals who are not Network Providers	Ageing of repudiated claims::claims repudiated within more than 2 years	810 947 2	0.00	0.00	0.00	0.00	0.00	0.00
RELI2310000	1b: Government Hospitals who are not Network Providers	New claims received during the period	810 945 4	0.00	0.00	0.00	0.00	0.00	0.00
RELI2310000	1b: Government Hospitals who are not Network Providers	Amount of claim partially disallowed owing to the Terms and Conditions of the policy	810 956 1	0.00	0.00	0.00	0.00	0.00	0.00
RELI2310000	1b: Government Hospitals who are not Network Providers	Ageing of pending claims::Claims pending for less than 1 month	810 945 5	0.00	0.00	0.00	0.00	0.00	0.00
RELI2310000	1b: Government Hospitals who are not Network Providers	Ageing of pending claims::Claims pending for 1-3 months	810 945 6	0.00	0.00	0.00	0.00	0.00	0.00
RELI2310000	1b: Government Hospitals who are not Network Providers	Ageing of pending claims::Claims pending for 3-6 months	810 945 7	0.00	0.00	0.00	0.00	0.00	0.00
RELI2310000	1b: Government Hospitals who are not Network Providers	Ageing of pending claims::Claims pending for 6-12 months	810 945 8	0.00	0.00	0.00	0.00	0.00	0.00
RELI2310000	1b: Government Hospitals who are not Network Providers	Ageing of pending claims::Claims pending for 1-2 years	810 945 9	0.00	0.00	0.00	0.00	0.00	0.00
RELI2310000	1b: Government Hospitals who are not Network Providers	Ageing of pending claims::Claims pending	810 946	0.00	0.00	0.00	0.00	0.00	0.00

# IRDA Annual Report for Financial Year 2020-21

	Providers	for more than 2 years	0						
RELI2310000	1b: Government Hospitals who are not Network Providers	Ageing of settled claims::Claims settled for less than 1 month	810 946 1	0.00	0.00	0.00	0.00	0.00	0.00
RELI2310000	1b: Government Hospitals who are not Network Providers	Ageing of settled claims::Claims settled for 1-3 months	810 946 2	0.00	0.00	0.00	0.00	0.00	0.00
RELI2310000	1b: Government Hospitals who are not Network Providers	Ageing of settled claims::Claims settled for 3-6 months	810 946 3	0.00	0.00	0.00	0.00	0.00	0.00
RELI2310000	1b: Government Hospitals who are not Network Providers	Ageing of settled claims::Claims settled for 6-12 months	810 946 4	0.00	0.00	0.00	0.00	0.00	0.00
RELI2310000	1b: Government Hospitals who are not Network Providers	Ageing of settled claims::Claims settled for 1-2 years	810 946 5	0.00	0.00	0.00	0.00	0.00	0.00
RELI2310000	1b: Government Hospitals who are not Network Providers	Ageing of settled claims::Claims settled for more than 2 years	810 946 6	0.00	0.00	0.00	0.00	0.00	0.00
RELI2310000	1b: Government Hospitals who are not Network Providers	Ageing of repudiated claims::Claims repudiated within 1 month	810 946 7	0.00	0.00	0.00	0.00	0.00	0.00
RELI2310000	1b: Government Hospitals who are not Network Providers	Ageing of repudiated claims::Claims repudiated within 1-3 months	810 946 8	0.00	0.00	0.00	0.00	0.00	0.00
RELI2310000	1b: Government Hospitals who are not Network Providers	Ageing of repudiated claims::Claims repudiated within 3-6 months	810 946 9	0.00	0.00	0.00	0.00	0.00	0.00
RELI2310000	1b: Government Hospitals who are not Network Providers	Ageing of repudiated claims::Claims repudiated within 6-12 months	810 947 0	0.00	0.00	0.00	0.00	0.00	0.00

# IRDA Annual Report for Financial Year 2020-21

RELI2310000	1b: Government Hospitals who are not Network Providers	Ageing of repudiated claims::Claims repudiated within 1-2 years	810 947 1	0.00	0.00	0.00	0.00	0.00	0.00
RELI2310000	1b: Government Hospitals who are not Network Providers	Ageing of repudiated claims::claims repudiated within more than 2 years	810 947 2	0.00	0.00	0.00	0.00	0.00	0.00
RELI2310000	2a: Private Hospitals who are Network Provider	New claims received during the period	810 945 4	8	239052	2	23544	0.00	0.00
RELI2310000	2a: Private Hospitals who are Network Provider	Amount of claim partially disallowed owing to the Terms and Conditions of the policy	810 956 1	0.00	0.00	0.00	0.00	0.00	0.00
RELI2310000	2a: Private Hospitals who are Network Provider	Ageing of pending claims::Claims pending for less than 1 month	810 945 5	0.00	0.00	0.00	0.00	0.00	0.00
RELI2310000	2a: Private Hospitals who are Network Provider	Ageing of pending claims::Claims pending for 1-3 months	810 945 6	0.00	0.00	0.00	0.00	0.00	0.00
RELI2310000	2a: Private Hospitals who are Network Provider	Ageing of pending claims::Claims pending for 3-6 months	810 945 7	0.00	0.00	0.00	0.00	0.00	0.00
RELI2310000	2a: Private Hospitals who are Network Provider	Ageing of pending claims::Claims pending for 6-12 months	810 945 8	0.00	0.00	0.00	0.00	0.00	0.00
RELI2310000	2a: Private Hospitals who are Network Provider	Ageing of pending claims::Claims pending for 1-2 years	810 945 9	1	125000	1	16410	0.00	0.00
RELI2310000	2a: Private Hospitals who are Network Provider	Ageing of pending claims::Claims pending for more than 2 years	810 946 0	0.00	0.00	1	21616	0.00	0.00
RELI2310000	2a: Private Hospitals who	Ageing of settled	810	0.00	0.00	0.00	0.00	0.00	0.00

# IRDA Annual Report for Financial Year 2020-21

	are Network Provider	claims::Claims settled for less than 1 month	946 1						
RELI2310000	2a: Private Hospitals who are Network Provider	Ageing of settled claims::Claims settled for 1-3 months	810 946 2	0.00	0.00	0.00	0.00	0.00	0.00
RELI2310000	2a: Private Hospitals who are Network Provider	Ageing of settled claims::Claims settled for 3-6 months	810 946 3	0.00	0.00	0.00	0.00	0.00	0.00
RELI2310000	2a: Private Hospitals who are Network Provider	Ageing of settled claims::Claims settled for 6-12 months	810 946 4	0.00	0.00	0.00	0.00	0.00	0.00
RELI2310000	2a: Private Hospitals who are Network Provider	Ageing of settled claims::Claims settled for 1-2 years	810 946 5	0.00	0.00	0.00	0.00	0.00	0.00
RELI2310000	2a: Private Hospitals who are Network Provider	Ageing of settled claims::Claims settled for more than 2 years	810 946 6	0.00	0.00	0.00	0.00	0.00	0.00
RELI2310000	2a: Private Hospitals who are Network Provider	Ageing of repudiated claims::Claims repudiated within 1 month	810 946 7	12	423210	0.00	0.00	0.00	0.00
RELI2310000	2a: Private Hospitals who are Network Provider	Ageing of repudiated claims::Claims repudiated within 1-3 months	810 946 8	0.00	0.00	0.00	0.00	0.00	0.00
RELI2310000	2a: Private Hospitals who are Network Provider	Ageing of repudiated claims::Claims repudiated within 3-6 months	810 946 9	0.00	0.00	0.00	0.00	0.00	0.00
RELI2310000	2a: Private Hospitals who are Network Provider	Ageing of repudiated claims::Claims repudiated within 6-12 months	810 947 0	0.00	0.00	0.00	0.00	0.00	0.00
RELI2310000	2a: Private Hospitals who are Network Provider	Ageing of repudiated claims::Claims	810 947	0.00	0.00	0.00	0.00	0.00	0.00



# IRDA Annual Report for Financial Year 2020-21

		repudiated within 1-2 years	1						
RELI2310000	2a: Private Hospitals who are Network Provider	Ageing of repudiated claims::claims repudiated within more than 2 years	810 947 2	0.00	0.00	4	23544	0.00	0.00
RELI2310000	2b: Private Hospitals who are not Network Providers	New claims received during the period	810 945 4	0.00	0.00	0.00	0.00	0.00	0.00
RELI2310000	2b: Private Hospitals who are not Network Providers	Amount of claim partially disallowed owing to the Terms and Conditions of the policy	810 956 1	0.00	0.00	0.00	24342	0.00	0.00
RELI2310000	2b: Private Hospitals who are not Network Providers	Ageing of pending claims::Claims pending for less than 1 month	810 945 5	0.00	0.00	0.00	0.00	0.00	0.00
RELI2310000	2b: Private Hospitals who are not Network Providers	Ageing of pending claims::Claims pending for 1-3 months	810 945 6	0.00	0.00	0.00	0.00	0.00	0.00
RELI2310000	2b: Private Hospitals who are not Network Providers	Ageing of pending claims::Claims pending for 3-6 months	810 945 7	0.00	0.00	0.00	0.00	0.00	0.00
RELI2310000	2b: Private Hospitals who are not Network Providers	Ageing of pending claims::Claims pending for 6-12 months	810 945 8	0.00	0.00	0.00	0.00	0.00	0.00
RELI2310000	2b: Private Hospitals who are not Network Providers	Ageing of pending claims::Claims pending for 1-2 years	810 945 9	0.00	0.00	0.00	0.00	0.00	0.00
RELI2310000	2b: Private Hospitals who are not Network Providers	Ageing of pending claims::Claims pending for more than 2 years	810 946 0	0.00	0.00	1	0.00	0.00	0.00
RELI2310000	2b: Private Hospitals who are not Network Providers	Ageing of settled claims::Claims settled for less than 1 month	810 946 1	0.00	0.00	0.00	0.00	0.00	0.00

## IRDA Annual Report for Financial Year 2020-21

RELI2310000	2b: Private Hospitals who are not Network Providers	Ageing of settled claims::Claims settled for 1-3 months	810 946 2	0.00	0.00	0.00	0.00	0.00	0.00
RELI2310000	2b: Private Hospitals who are not Network Providers	Ageing of settled claims::Claims settled for 3-6 months	810 946 3	0.00	0.00	0.00	0.00	0.00	0.00
RELI2310000	2b: Private Hospitals who are not Network Providers	Ageing of settled claims::Claims settled for 6-12 months	810 946 4	0.00	0.00	0.00	0.00	0.00	0.00
RELI2310000	2b: Private Hospitals who are not Network Providers	Ageing of settled claims::Claims settled for 1-2 years	810 946 5	0.00	0.00	0.00	0.00	0.00	0.00
RELI2310000	2b: Private Hospitals who are not Network Providers	Ageing of settled claims::Claims settled for more than 2 years	810 946 6	0.00	0.00	0.00	0.00	0.00	0.00
RELI2310000	2b: Private Hospitals who are not Network Providers	Ageing of repudiated claims::Claims repudiated within 1 month	810 946 7	0.00	0.00	0.00	0.00	0.00	0.00
RELI2310000	2b: Private Hospitals who are not Network Providers	Ageing of repudiated claims::Claims repudiated within 1-3 months	810 946 8	0.00	0.00	2	16232	0.00	0.00
RELI2310000	2b: Private Hospitals who are not Network Providers	Ageing of repudiated claims::Claims repudiated within 3-6 months	810 946 9	0.00	0.00	0.00	0.00	0.00	0.00
RELI2310000	2b: Private Hospitals who are not Network Providers	Ageing of repudiated claims::Claims repudiated within 6-12 months	810 947 0	0.00	0.00	0.00	0.00	0.00	0.00
RELI2310000	2b: Private Hospitals who are not Network Providers	Ageing of repudiated claims::Claims repudiated within 1-2 years	810 947 1	0.00	0.00	0.00	0.00	0.00	0.00

# IRDA Annual Report for Financial Year 2020-21

RELI2310000	2b: Private Hospitals who are not Network Providers	Ageing of repudiated claims::claims repudiated within more than 2 years	810 947 2	0.00	0.00	0.00	0.00	0.00	0.00
RELI2604000	1a: Government Hospitals who are Network Providers; Hospitals who are not Network Providers	New claims received during the period	810 945 4	0.00	0.00	0.00	0.00	0.00	0.00
RELI2604000	1a: Government Hospitals who are Network Providers; Hospitals who are not Network Providers	Amount of claim partially disallowed owing to the Terms and Conditions of the policy	810 956 1	0.00	0.00	0.00	0.00	0.00	0.00
RELI2604000	1a: Government Hospitals who are Network Providers; Hospitals who are not Network Providers	Ageing of pending claims::Claims pending for less than 1 month	810 945 5	0.00	0.00	0.00	0.00	0.00	0.00
RELI2604000	1a: Government Hospitals who are Network Providers; Hospitals who are not Network Providers	Ageing of pending claims::Claims pending for 1-3 months	810 945 6	0.00	0.00	0.00	0.00	0.00	0.00
RELI2604000	1a: Government Hospitals who are Network Providers; Hospitals who are not Network Providers	Ageing of pending claims::Claims pending for 3-6 months	810 945 7	0.00	0.00	0.00	0.00	0.00	0.00
RELI2604000	1a: Government Hospitals who are Network Providers; Hospitals who are not Network Providers	Ageing of pending claims::Claims pending for 6-12 months	810 945 8	0.00	0.00	0.00	0.00	0.00	0.00
RELI2604000	1a: Government Hospitals who are Network Providers; Hospitals who are not Network Providers	Ageing of pending claims::Claims pending for 1-2 years	810 945 9	0.00	0.00	0.00	0.00	0.00	0.00
RELI2604000	1a: Government Hospitals who are Network	Ageing of pending claims::Claims pending	810 946	0.00	0.00	0.00	0.00	0.00	0.00

# IRDA Annual Report for Financial Year 2020-21

	Providers; Hospitals who are not Network Providers	for more than 2 years	0						
RELI2604000	1a: Government Hospitals who are Network Providers; Hospitals who are not Network Providers	Ageing of settled claims::Claims settled for less than 1 month	810 946 1	0.00	0.00	0.00	0.00	0.00	0.00
RELI2604000	1a: Government Hospitals who are Network Providers; Hospitals who are not Network Providers	Ageing of settled claims::Claims settled for 1-3 months	810 946 2	0.00	0.00	0.00	0.00	0.00	0.00
RELI2604000	1a: Government Hospitals who are Network Providers; Hospitals who are not Network Providers	Ageing of settled claims::Claims settled for 3-6 months	810 946 3	0.00	0.00	0.00	0.00	0.00	0.00
RELI2604000	1a: Government Hospitals who are Network Providers; Hospitals who are not Network Providers	Ageing of settled claims::Claims settled for 6-12 months	810 946 4	0.00	0.00	0.00	0.00	0.00	0.00
RELI2604000	1a: Government Hospitals who are Network Providers; Hospitals who are not Network Providers	Ageing of settled claims::Claims settled for 1-2 years	810 946 5	0.00	0.00	0.00	0.00	0.00	0.00
RELI2604000	1a: Government Hospitals who are Network Providers; Hospitals who are not Network Providers	Ageing of settled claims::Claims settled for more than 2 years	810 946 6	0.00	0.00	0.00	0.00	0.00	0.00
RELI2604000	1a: Government Hospitals who are Network Providers; Hospitals who are not Network Providers	Ageing of repudiated claims::Claims repudiated within 1 month	810 946 7	0.00	0.00	0.00	0.00	0.00	0.00
RELI2604000	1a: Government Hospitals who are Network Providers; Hospitals who are not Network Providers	Ageing of repudiated claims::Claims repudiated within 1-3 months	810 946 8	0.00	0.00	0.00	0.00	0.00	0.00
RELI2604000	1a: Government Hospitals	Ageing of repudiated	810	0.00	0.00	0.00	0.00	0.00	0.00

## IRDA Annual Report for Financial Year 2020-21

	who are Network Providers; Hospitals who are not Network Providers	claims::Claims repudiated within 3-6 months	946 9						
RELI2604000	1a: Government Hospitals who are Network Providers; Hospitals who are not Network Providers	Ageing of repudiated claims::Claims repudiated within 6-12 months	810 947 0	0.00	0.00	0.00	0.00	0.00	0.00
RELI2604000	1a: Government Hospitals who are Network Providers; Hospitals who are not Network Providers	Ageing of repudiated claims::Claims repudiated within 1-2 years	810 947 1	0.00	0.00	0.00	0.00	0.00	0.00
RELI2604000	1a: Government Hospitals who are Network Providers; Hospitals who are not Network Providers	Ageing of repudiated claims::claims repudiated within more than 2 years	810 947 2	0.00	0.00	0.00	0.00	0.00	0.00
RELI2604000	1b: Government Hospitals who are not Network Providers	New claims received during the period	810 945 4	0.00	0.00	0.00	0.00	0.00	0.00
RELI2604000	1b: Government Hospitals who are not Network Providers	Amount of claim partially disallowed owing to the Terms and Conditions of the policy	810 956 1	0.00	0.00	0.00	0.00	0.00	0.00
RELI2604000	1b: Government Hospitals who are not Network Providers	Ageing of pending claims::Claims pending for less than 1 month	810 945 5	0.00	0.00	0.00	0.00	0.00	0.00
RELI2604000	1b: Government Hospitals who are not Network Providers	Ageing of pending claims::Claims pending for 1-3 months	810 945 6	0.00	0.00	0.00	0.00	0.00	0.00
RELI2604000	1b: Government Hospitals who are not Network Providers	Ageing of pending claims::Claims pending for 3-6 months	810 945 7	0.00	0.00	0.00	0.00	0.00	0.00
RELI2604000	1b: Government Hospitals who are not Network Providers	Ageing of pending claims::Claims pending for 6-12 months	810 945 8	0.00	0.00	0.00	0.00	0.00	0.00

# IRDA Annual Report for Financial Year 2020-21

RELI2604000	1b: Government Hospitals who are not Network Providers	Ageing of pending claims::Claims pending for 1-2 years	810 945 9	0.00	0.00	0.00	0.00	0.00	0.00
RELI2604000	1b: Government Hospitals who are not Network Providers	Ageing of pending claims::Claims pending for more than 2 years	810 946 0	0.00	0.00	0.00	0.00	0.00	0.00
RELI2604000	1b: Government Hospitals who are not Network Providers	Ageing of settled claims::Claims settled for less than 1 month	810 946 1	0.00	0.00	0.00	0.00	0.00	0.00
RELI2604000	1b: Government Hospitals who are not Network Providers	Ageing of settled claims::Claims settled for 1-3 months	810 946 2	0.00	0.00	0.00	0.00	0.00	0.00
RELI2604000	1b: Government Hospitals who are not Network Providers	Ageing of settled claims::Claims settled for 3-6 months	810 946 3	0.00	0.00	0.00	0.00	0.00	0.00
RELI2604000	1b: Government Hospitals who are not Network Providers	Ageing of settled claims::Claims settled for 6-12 months	810 946 4	0.00	0.00	0.00	0.00	0.00	0.00
RELI2604000	1b: Government Hospitals who are not Network Providers	Ageing of settled claims::Claims settled for 1-2 years	810 946 5	0.00	0.00	0.00	0.00	0.00	0.00
RELI2604000	1b: Government Hospitals who are not Network Providers	Ageing of settled claims::Claims settled for more than 2 years	810 946 6	0.00	0.00	0.00	0.00	0.00	0.00
RELI2604000	1b: Government Hospitals who are not Network Providers	Ageing of repudiated claims::Claims repudiated within 1 month	810 946 7	0.00	0.00	0.00	0.00	0.00	0.00
RELI2604000	1b: Government Hospitals who are not Network Providers	Ageing of repudiated claims::Claims repudiated within 1-3 months	810 946 8	0.00	0.00	0.00	0.00	0.00	0.00
RELI2604000	1b: Government Hospitals who are not Network Providers	Ageing of repudiated claims::Claims repudiated within 3-6	810 946 9	0.00	0.00	0.00	0.00	0.00	0.00

## IRDA Annual Report for Financial Year 2020-21

		months							
RELI2604000	1b: Government Hospitals who are not Network Providers	Ageing of repudiated claims::Claims repudiated within 6-12 months	810 947 0	0.00	0.00	0.00	0.00	0.00	0.00
RELI2604000	1b: Government Hospitals who are not Network Providers	Ageing of repudiated claims::Claims repudiated within 1-2 years	810 947 1	0.00	0.00	0.00	0.00	0.00	0.00
RELI2604000	1b: Government Hospitals who are not Network Providers	Ageing of repudiated claims::claims repudiated within more than 2 years	810 947 2	0.00	0.00	0.00	0.00	0.00	0.00
RELI2604000	2a: Private Hospitals who are Network Provider	New claims received during the period	810 945 4	102	9715009.5	71	7061218.95	0.00	0.00
RELI2604000	2a: Private Hospitals who are Network Provider	Amount of claim partially disallowed owing to the Terms and Conditions of the policy	810 956 1	0.00	3328564	0.00	2750096	0.00	0.00
RELI2604000	2a: Private Hospitals who are Network Provider	Ageing of pending claims::Claims pending for less than 1 month	810 945 5	16	999669	5	203674.75	0.00	0.00
RELI2604000	2a: Private Hospitals who are Network Provider	Ageing of pending claims::Claims pending for 1-3 months	810 945 6	10	546986	6	179551.75	0.00	0.00
RELI2604000	2a: Private Hospitals who are Network Provider	Ageing of pending claims::Claims pending for 3-6 months	810 945 7	2	162251	0.00	0.00	0.00	0.00
RELI2604000	2a: Private Hospitals who are Network Provider	Ageing of pending claims::Claims pending for 6-12 months	810 945 8	1	34429	2	206896.45	0.00	0.00
RELI2604000	2a: Private Hospitals who are Network Provider	Ageing of pending claims::Claims pending	810 945	0.00	0.00	1	3462	0.00	0.00

# IRDA Annual Report for Financial Year 2020-21

		for 1-2 years	9						
RELI2604000	2a: Private Hospitals who are Network Provider	Ageing of pending claims::Claims pending for more than 2 years	810 946 0	0.00	0.00	0.00	0.00	0.00	0.00
RELI2604000	2a: Private Hospitals who are Network Provider	Ageing of settled claims::Claims settled for less than 1 month	810 946 1	66	3614841	33	1213204	0.00	0.00
RELI2604000	2a: Private Hospitals who are Network Provider	Ageing of settled claims::Claims settled for 1-3 months	810 946 2	36	2537962	9	477984	0.00	0.00
RELI2604000	2a: Private Hospitals who are Network Provider	Ageing of settled claims::Claims settled for 3-6 months	810 946 3	3	274327	0.00	0.00	0.00	0.00
RELI2604000	2a: Private Hospitals who are Network Provider	Ageing of settled claims::Claims settled for 6-12 months	810 946 4	0.00	0.00	0.00	0.00	0.00	0.00
RELI2604000	2a: Private Hospitals who are Network Provider	Ageing of settled claims::Claims settled for 1-2 years	810 946 5	0.00	0.00	0.00	0.00	0.00	0.00
RELI2604000	2a: Private Hospitals who are Network Provider	Ageing of settled claims::Claims settled for more than 2 years	810 946 6	0.00	0.00	0.00	0.00	0.00	0.00
RELI2604000	2a: Private Hospitals who are Network Provider	Ageing of repudiated claims::Claims repudiated within 1 month	810 946 7	8	30501	8	225396	0.00	0.00
RELI2604000	2a: Private Hospitals who are Network Provider	Ageing of repudiated claims::Claims repudiated within 1-3 months	810 946 8	0.00	0.00	2	1237290	0.00	0.00
RELI2604000	2a: Private Hospitals who are Network Provider	Ageing of repudiated claims::Claims repudiated within 3-6 months	810 946 9	0.00	0.00	0.00	0.00	0.00	0.00
RELI2604000	2a: Private Hospitals who are Network Provider	Ageing of repudiated	810	0.00	0.00	1	16901	0.00	0.00



# IRDA Annual Report for Financial Year 2020-21

	are Network Provider	claims::Claims repudiated within 6-12 months	947 0						
RELI2604000	2a: Private Hospitals who are Network Provider	Ageing of repudiated claims::Claims repudiated within 1-2 years	810 947 1	0.00	0.00	1	14843	0.00	0.00
RELI2604000	2a: Private Hospitals who are Network Provider	Ageing of repudiated claims::claims repudiated within more than 2 years	810 947 2	0.00	0.00	0.00	0.00	0.00	0.00
RELI2604000	2b: Private Hospitals who are not Network Providers	New claims received during the period	810 945 4	0.00	0.00	77	4193146.95	0.00	0.00
RELI2604000	2b: Private Hospitals who are not Network Providers	Amount of claim partially disallowed owing to the Terms and Conditions of the policy	810 956 1	0.00	0.00	0.00	844955	0.00	0.00
RELI2604000	2b: Private Hospitals who are not Network Providers	Ageing of pending claims::Claims pending for less than 1 month	810 945 5	0.00	0.00	12	632083.95	0.00	0.00
RELI2604000	2b: Private Hospitals who are not Network Providers	Ageing of pending claims::Claims pending for 1-3 months	810 945 6	0.00	0.00	5	315725	0.00	0.00
RELI2604000	2b: Private Hospitals who are not Network Providers	Ageing of pending claims::Claims pending for 3-6 months	810 945 7	0.00	0.00	1	225000	0.00	0.00
RELI2604000	2b: Private Hospitals who are not Network Providers	Ageing of pending claims::Claims pending for 6-12 months	810 945 8	0.00	0.00	2	1	0.00	0.00
RELI2604000	2b: Private Hospitals who are not Network Providers	Ageing of pending claims::Claims pending for 1-2 years	810 945 9	0.00	0.00	0.00	0.00	0.00	0.00
RELI2604000	2b: Private Hospitals who	Ageing of pending	810	0.00	0.00	0.00	0.00	0.00	0.00

## IRDA Annual Report for Financial Year 2020-21

	are not Network Providers	claims::Claims pending for more than 2 years	946 0						
RELI2604000	2b: Private Hospitals who are not Network Providers	Ageing of settled claims::Claims settled for less than 1 month	810 946 1	0.00	0.00	49	1845695	0.00	0.00
RELI2604000	2b: Private Hospitals who are not Network Providers	Ageing of settled claims::Claims settled for 1-3 months	810 946 2	0.00	0.00	3	62327	0.00	0.00
RELI2604000	2b: Private Hospitals who are not Network Providers	Ageing of settled claims::Claims settled for 3-6 months	810 946 3	0.00	0.00	0.00	0.00	0.00	0.00
RELI2604000	2b: Private Hospitals who are not Network Providers	Ageing of settled claims::Claims settled for 6-12 months	810 946 4	0.00	0.00	0.00	0.00	0.00	0.00
RELI2604000	2b: Private Hospitals who are not Network Providers	Ageing of settled claims::Claims settled for 1-2 years	810 946 5	0.00	0.00	0.00	0.00	0.00	0.00
RELI2604000	2b: Private Hospitals who are not Network Providers	Ageing of settled claims::Claims settled for more than 2 years	810 946 6	0.00	0.00	0.00	0.00	0.00	0.00
RELI2604000	2b: Private Hospitals who are not Network Providers	Ageing of repudiated claims::Claims repudiated within 1 month	810 946 7	0.00	0.00	7	239684	0.00	0.00
RELI2604000	2b: Private Hospitals who are not Network Providers	Ageing of repudiated claims::Claims repudiated within 1-3 months	810 946 8	0.00	0.00	1	34655	0.00	0.00
RELI2604000	2b: Private Hospitals who are not Network Providers	Ageing of repudiated claims::Claims repudiated within 3-6 months	810 946 9	0.00	0.00	0.00	0.00	0.00	0.00
RELI2604000	2b: Private Hospitals who are not Network Providers	Ageing of repudiated claims::Claims repudiated within 6-12	810 947 0	0.00	0.00	2	26636	0.00	0.00

# IRDA Annual Report for Financial Year 2020-21

		months							
RELI2604000	2b: Private Hospitals who are not Network Providers	Ageing of repudiated claims::Claims repudiated within 1-2 years	810 947 1	0.00	0.00	2	78811	0.00	0.00
RELI2604000	2b: Private Hospitals who are not Network Providers	Ageing of repudiated claims::claims repudiated within more than 2 years	810 947 2	0.00	0.00	0.00	0.00	0.00	0.00
ROYA2310000	1a: Government Hospitals who are Network Providers; Hospitals who are not Network Providers	New claims received during the period	810 945 4	0.00	0.00	0.00	0.00	0.00	0.00
ROYA2310000	1a: Government Hospitals who are Network Providers; Hospitals who are not Network Providers	Amount of claim partially disallowed owing to the Terms and Conditions of the policy	810 956 1	0.00	0.00	0.00	0.00	0.00	0.00
ROYA2310000	1a: Government Hospitals who are Network Providers; Hospitals who are not Network Providers	Ageing of pending claims::Claims pending for less than 1 month	810 945 5	0.00	0.00	0.00	0.00	0.00	0.00
ROYA2310000	1a: Government Hospitals who are Network Providers; Hospitals who are not Network Providers	Ageing of pending claims::Claims pending for 1-3 months	810 945 6	0.00	0.00	0.00	0.00	0.00	0.00
ROYA2310000	1a: Government Hospitals who are Network Providers; Hospitals who are not Network Providers	Ageing of pending claims::Claims pending for 3-6 months	810 945 7	0.00	0.00	0.00	0.00	0.00	0.00
ROYA2310000	1a: Government Hospitals who are Network Providers; Hospitals who are not Network Providers	Ageing of pending claims::Claims pending for 6-12 months	810 945 8	0.00	0.00	0.00	0.00	0.00	0.00
ROYA2310000	1a: Government Hospitals	Ageing of pending	810	0.00	0.00	0.00	0.00	0.00	0.00

## IRDA Annual Report for Financial Year 2020-21

	who are Network Providers; Hospitals who are not Network Providers	claims::Claims pending for 1-2 years	945 9						
ROYA2310000	1a: Government Hospitals who are Network Providers; Hospitals who are not Network Providers	Ageing of pending claims::Claims pending for more than 2 years	810 946 0	0.00	0.00	0.00	0.00	0.00	0.00
ROYA2310000	1a: Government Hospitals who are Network Providers; Hospitals who are not Network Providers	Ageing of settled claims::Claims settled for less than 1 month	810 946 1	0.00	0.00	0.00	0.00	0.00	0.00
ROYA2310000	1a: Government Hospitals who are Network Providers; Hospitals who are not Network Providers	Ageing of settled claims::Claims settled for 1-3 months	810 946 2	0.00	0.00	0.00	0.00	0.00	0.00
ROYA2310000	1a: Government Hospitals who are Network Providers; Hospitals who are not Network Providers	Ageing of settled claims::Claims settled for 3-6 months	810 946 3	0.00	0.00	0.00	0.00	0.00	0.00
ROYA2310000	1a: Government Hospitals who are Network Providers; Hospitals who are not Network Providers	Ageing of settled claims::Claims settled for 6-12 months	810 946 4	0.00	0.00	0.00	0.00	0.00	0.00
ROYA2310000	1a: Government Hospitals who are Network Providers; Hospitals who are not Network Providers	Ageing of settled claims::Claims settled for 1-2 years	810 946 5	0.00	0.00	0.00	0.00	0.00	0.00
ROYA2310000	1a: Government Hospitals who are Network Providers; Hospitals who are not Network Providers	Ageing of settled claims::Claims settled for more than 2 years	810 946 6	0.00	0.00	0.00	0.00	0.00	0.00
ROYA2310000	1a: Government Hospitals who are Network Providers; Hospitals who are not Network Providers	Ageing of repudiated claims::Claims repudiated within 1 month	810 946 7	0.00	0.00	0.00	0.00	0.00	0.00

## IRDA Annual Report for Financial Year 2020-21

ROYA2310000	1a: Government Hospitals who are Network Providers; Hospitals who are not Network Providers	Ageing of repudiated claims::Claims repudiated within 1-3 months	810 946 8	0.00	0.00	0.00	0.00	0.00	0.00
ROYA2310000	1a: Government Hospitals who are Network Providers; Hospitals who are not Network Providers	Ageing of repudiated claims::Claims repudiated within 3-6 months	810 946 9	0.00	0.00	0.00	0.00	0.00	0.00
ROYA2310000	1a: Government Hospitals who are Network Providers; Hospitals who are not Network Providers	Ageing of repudiated claims::Claims repudiated within 6-12 months	810 947 0	0.00	0.00	0.00	0.00	0.00	0.00
ROYA2310000	1a: Government Hospitals who are Network Providers; Hospitals who are not Network Providers	Ageing of repudiated claims::Claims repudiated within 1-2 years	810 947 1	0.00	0.00	0.00	0.00	0.00	0.00
ROYA2310000	1a: Government Hospitals who are Network Providers; Hospitals who are not Network Providers	Ageing of repudiated claims::claims repudiated within more than 2 years	810 947 2	0.00	0.00	0.00	0.00	0.00	0.00
ROYA2310000	1b: Government Hospitals who are not Network Providers	New claims received during the period	810 945 4	0.00	0.00	1	14391	0.00	0.00
ROYA2310000	1b: Government Hospitals who are not Network Providers	Amount of claim partially disallowed owing to the Terms and Conditions of the policy	810 956 1	0.00	0.00	0.00	6030	0.00	0.00
ROYA2310000	1b: Government Hospitals who are not Network Providers	Ageing of pending claims::Claims pending for less than 1 month	810 945 5	0.00	0.00	0.00	0.00	0.00	0.00
ROYA2310000	1b: Government Hospitals who are not Network Providers	Ageing of pending claims::Claims pending for 1-3 months	810 945 6	0.00	0.00	0.00	0.00	0.00	0.00
ROYA2310000	1b: Government Hospitals	Ageing of pending	810	0.00	0.00	0.00	0.00	0.00	0.00

## IRDA Annual Report for Financial Year 2020-21

	who are not Network Providers	claims::Claims pending for 3-6 months	945 7						
ROYA2310000	1b: Government Hospitals who are not Network Providers	Ageing of pending claims::Claims pending for 6-12 months	810 945 8	0.00	0.00	0.00	0.00	0.00	0.00
ROYA2310000	1b: Government Hospitals who are not Network Providers	Ageing of pending claims::Claims pending for 1-2 years	810 945 9	0.00	0.00	0.00	0.00	0.00	0.00
ROYA2310000	1b: Government Hospitals who are not Network Providers	Ageing of pending claims::Claims pending for more than 2 years	810 946 0	0.00	0.00	0.00	0.00	0.00	0.00
ROYA2310000	1b: Government Hospitals who are not Network Providers	Ageing of settled claims::Claims settled for less than 1 month	810 946 1	0.00	0.00	1	8361	0.00	0.00
ROYA2310000	1b: Government Hospitals who are not Network Providers	Ageing of settled claims::Claims settled for 1-3 months	810 946 2	0.00	0.00	0.00	0.00	0.00	0.00
ROYA2310000	1b: Government Hospitals who are not Network Providers	Ageing of settled claims::Claims settled for 3-6 months	810 946 3	0.00	0.00	0.00	0.00	0.00	0.00
ROYA2310000	1b: Government Hospitals who are not Network Providers	Ageing of settled claims::Claims settled for 6-12 months	810 946 4	0.00	0.00	0.00	0.00	0.00	0.00
ROYA2310000	1b: Government Hospitals who are not Network Providers	Ageing of settled claims::Claims settled for 1-2 years	810 946 5	0.00	0.00	0.00	0.00	0.00	0.00
ROYA2310000	1b: Government Hospitals who are not Network Providers	Ageing of settled claims::Claims settled for more than 2 years	810 946 6	0.00	0.00	0.00	0.00	0.00	0.00
ROYA2310000	1b: Government Hospitals who are not Network Providers	Ageing of repudiated claims::Claims repudiated within 1 month	810 946 7	0.00	0.00	0.00	0.00	0.00	0.00
ROYA2310000	1b: Government Hospitals who are not Network Providers	Ageing of repudiated claims::Claims	810 946	0.00	0.00	0.00	0.00	0.00	0.00

## IRDA Annual Report for Financial Year 2020-21

	Providers	repudiated within 1-3 months	8						
ROYA2310000	1b: Government Hospitals who are not Network Providers	Ageing of repudiated claims::Claims repudiated within 3-6 months	810 946 9	0.00	0.00	0.00	0.00	0.00	0.00
ROYA2310000	1b: Government Hospitals who are not Network Providers	Ageing of repudiated claims::Claims repudiated within 6-12 months	810 947 0	0.00	0.00	0.00	0.00	0.00	0.00
ROYA2310000	1b: Government Hospitals who are not Network Providers	Ageing of repudiated claims::Claims repudiated within 1-2 years	810 947 1	0.00	0.00	0.00	0.00	0.00	0.00
ROYA2310000	1b: Government Hospitals who are not Network Providers	Ageing of repudiated claims::claims repudiated within more than 2 years	810 947 2	0.00	0.00	0.00	0.00	0.00	0.00
ROYA2310000	2a: Private Hospitals who are Network Provider	New claims received during the period	810 945 4	412	29960767.52	110	9254957.8	0.00	0.00
ROYA2310000	2a: Private Hospitals who are Network Provider	Amount of claim partially disallowed owing to the Terms and Conditions of the policy	810 956 1	0.00	6447655.62	0.00	3754095	0.00	0.00
ROYA2310000	2a: Private Hospitals who are Network Provider	Ageing of pending claims::Claims pending for less than 1 month	810 945 5	61	3544373	19	985664.3	0.00	0.00
ROYA2310000	2a: Private Hospitals who are Network Provider	Ageing of pending claims::Claims pending for 1-3 months	810 945 6	9	685137	3	138791	0.00	0.00
ROYA2310000	2a: Private Hospitals who are Network Provider	Ageing of pending claims::Claims pending for 3-6 months	810 945 7	1	56029	2	19535	0.00	0.00

## IRDA Annual Report for Financial Year 2020-21

ROYA2310000	2a: Private Hospitals who are Network Provider	Ageing of pending claims::Claims pending for 6-12 months	810 945 8	1	46000	8	292965.75	0.00	0.00
ROYA2310000	2a: Private Hospitals who are Network Provider	Ageing of pending claims::Claims pending for 1-2 years	810 945 9	0.00	0.00	15	413749.6	0.00	0.00
ROYA2310000	2a: Private Hospitals who are Network Provider	Ageing of pending claims::Claims pending for more than 2 years	810 946 0	0.00	0.00	0.00	0.00	0.00	0.00
ROYA2310000	2a: Private Hospitals who are Network Provider	Ageing of settled claims::Claims settled for less than 1 month	810 946 1	337	17038314	87	4210295	0.00	0.00
ROYA2310000	2a: Private Hospitals who are Network Provider	Ageing of settled claims::Claims settled for 1-3 months	810 946 2	107	6632739	22	491839	0.00	0.00
ROYA2310000	2a: Private Hospitals who are Network Provider	Ageing of settled claims::Claims settled for 3-6 months	810 946 3	13	455655	0.00	0.00	0.00	0.00
ROYA2310000	2a: Private Hospitals who are Network Provider	Ageing of settled claims::Claims settled for 6-12 months	810 946 4	7	720122	3	26910	0.00	0.00
ROYA2310000	2a: Private Hospitals who are Network Provider	Ageing of settled claims::Claims settled for 1-2 years	810 946 5	0.00	0.00	0.00	0.00	0.00	0.00
ROYA2310000	2a: Private Hospitals who are Network Provider	Ageing of settled claims::Claims settled for more than 2 years	810 946 6	0.00	0.00	0.00	0.00	0.00	0.00
ROYA2310000	2a: Private Hospitals who are Network Provider	Ageing of repudiated claims::Claims repudiated within 1 month	810 946 7	3	6000	2	56790	0.00	0.00
ROYA2310000	2a: Private Hospitals who are Network Provider	Ageing of repudiated claims::Claims repudiated within 1-3 months	810 946 8	1	259391	0.00	0.00	0.00	0.00



## IRDA Annual Report for Financial Year 2020-21

ROYA2310000	2a: Private Hospitals who are Network Provider	Ageing of repudiated claims::Claims repudiated within 3-6 months	810 946 9	0.00	0.00	2	401188	0.00	0.00
ROYA2310000	2a: Private Hospitals who are Network Provider	Ageing of repudiated claims::Claims repudiated within 6-12 months	810 947 0	1	42000	0.00	0.00	0.00	0.00
ROYA2310000	2a: Private Hospitals who are Network Provider	Ageing of repudiated claims::Claims repudiated within 1-2 years	810 947 1	0.00	0.00	0.00	0.00	0.00	0.00
ROYA2310000	2a: Private Hospitals who are Network Provider	Ageing of repudiated claims::claims repudiated within more than 2 years	810 947 2	0.00	0.00	0.00	0.00	0.00	0.00
ROYA2310000	2b: Private Hospitals who are not Network Providers	New claims received during the period	810 945 4	0.00	0.00	187	9596761.5	0.00	0.00
ROYA2310000	2b: Private Hospitals who are not Network Providers	Amount of claim partially disallowed owing to the Terms and Conditions of the policy	810 956 1	0.00	0.00	0.00	2173549	0.00	0.00
ROYA2310000	2b: Private Hospitals who are not Network Providers	Ageing of pending claims::Claims pending for less than 1 month	810 945 5	0.00	0.00	66	1756116.6	0.00	0.00
ROYA2310000	2b: Private Hospitals who are not Network Providers	Ageing of pending claims::Claims pending for 1-3 months	810 945 6	0.00	0.00	9	641356.2	0.00	0.00
ROYA2310000	2b: Private Hospitals who are not Network Providers	Ageing of pending claims::Claims pending for 3-6 months	810 945 7	0.00	0.00	4	95800.05	0.00	0.00
ROYA2310000	2b: Private Hospitals who are not Network Providers	Ageing of pending claims::Claims pending	810 945	0.00	0.00	5	96478.15	0.00	0.00

## IRDA Annual Report for Financial Year 2020-21

		for 6-12 months	8						
ROYA2310000	2b: Private Hospitals who are not Network Providers	Ageing of pending claims::Claims pending for 1-2 years	810 945 9	0.00	0.00	11	227437.55	0.00	0.00
ROYA2310000	2b: Private Hospitals who are not Network Providers	Ageing of pending claims::Claims pending for more than 2 years	810 946 0	0.00	0.00	1	0.00	0.00	0.00
ROYA2310000	2b: Private Hospitals who are not Network Providers	Ageing of settled claims::Claims settled for less than 1 month	810 946 1	0.00	0.00	110	4403849	0.00	0.00
ROYA2310000	2b: Private Hospitals who are not Network Providers	Ageing of settled claims::Claims settled for 1-3 months	810 946 2	0.00	0.00	24	817341	0.00	0.00
ROYA2310000	2b: Private Hospitals who are not Network Providers	Ageing of settled claims::Claims settled for 3-6 months	810 946 3	0.00	0.00	5	151119	0.00	0.00
ROYA2310000	2b: Private Hospitals who are not Network Providers	Ageing of settled claims::Claims settled for 6-12 months	810 946 4	0.00	0.00	0.00	0.00	0.00	0.00
ROYA2310000	2b: Private Hospitals who are not Network Providers	Ageing of settled claims::Claims settled for 1-2 years	810 946 5	0.00	0.00	0.00	0.00	0.00	0.00
ROYA2310000	2b: Private Hospitals who are not Network Providers	Ageing of settled claims::Claims settled for more than 2 years	810 946 6	0.00	0.00	0.00	0.00	0.00	0.00
ROYA2310000	2b: Private Hospitals who are not Network Providers	Ageing of repudiated claims::Claims repudiated within 1 month	810 946 7	0.00	0.00	6	274973	0.00	0.00
ROYA2310000	2b: Private Hospitals who are not Network Providers	Ageing of repudiated claims::Claims repudiated within 1-3 months	810 946 8	0.00	0.00	0.00	0.00	0.00	0.00
ROYA2310000	2b: Private Hospitals who are not Network Providers	Ageing of repudiated claims::Claims	810 946	0.00	0.00	1	15150	0.00	0.00

# IRDA Annual Report for Financial Year 2020-21

	are not Network Providers								
SBIG1512000	1a: Government Hospitals who are Network Providers; Hospitals who are not Network Providers	Ageing of repudiated claims::Claims repudiated within 1 month	810 946 7	0.00	0.00	0.00	0.00	0.00	0.00
SBIG1512000	1a: Government Hospitals who are Network Providers; Hospitals who are not Network Providers	Ageing of repudiated claims::Claims repudiated within 1-3 months	810 946 8	0.00	0.00	0.00	0.00	0.00	0.00
SBIG1512000	1a: Government Hospitals who are Network Providers; Hospitals who are not Network Providers	Ageing of repudiated claims::Claims repudiated within 3-6 months	810 946 9	0.00	0.00	0.00	0.00	0.00	0.00
SBIG1512000	1a: Government Hospitals who are Network Providers; Hospitals who are not Network Providers	Ageing of repudiated claims::Claims repudiated within 6-12 months	810 947 0	0.00	0.00	0.00	0.00	0.00	0.00
SBIG1512000	1a: Government Hospitals who are Network Providers; Hospitals who are not Network Providers	Ageing of repudiated claims::Claims repudiated within 1-2 years	810 947 1	0.00	0.00	0.00	0.00	0.00	0.00
SBIG1512000	1a: Government Hospitals who are Network Providers; Hospitals who are not Network Providers	Ageing of repudiated claims::claims repudiated within more than 2 years	810 947 2	0.00	0.00	0.00	0.00	0.00	0.00
SBIG1512000	1b: Government Hospitals who are not Network Providers	New claims received during the period	810 945 4	0.00	0.00	14	191516	0.00	0.00
SBIG1512000	1b: Government Hospitals who are not Network Providers	Amount of claim partially disallowed owing to the Terms and Conditions of the policy	810 956 1	0.00	0.00	0.00	41274	0.00	0.00
SBIG1512000	1b: Government Hospitals who are not Network	Ageing of pending claims::Claims pending	810 945	0.00	0.00	0.00	0.00	0.00	0.00

## IRDA Annual Report for Financial Year 2020-21

	Providers	for less than 1 month	5						
SBIG1512000	1b: Government Hospitals who are not Network Providers	Ageing of pending claims::Claims pending for 1-3 months	810 945 6	0.00	0.00	0.00	0.00	0.00	0.00
SBIG1512000	1b: Government Hospitals who are not Network Providers	Ageing of pending claims::Claims pending for 3-6 months	810 945 7	0.00	0.00	0.00	0.00	0.00	0.00
SBIG1512000	1b: Government Hospitals who are not Network Providers	Ageing of pending claims::Claims pending for 6-12 months	810 945 8	0.00	0.00	0.00	0.00	0.00	0.00
SBIG1512000	1b: Government Hospitals who are not Network Providers	Ageing of pending claims::Claims pending for 1-2 years	810 945 9	0.00	0.00	0.00	0.00	0.00	0.00
SBIG1512000	1b: Government Hospitals who are not Network Providers	Ageing of pending claims::Claims pending for more than 2 years	810 946 0	0.00	0.00	0.00	0.00	0.00	0.00
SBIG1512000	1b: Government Hospitals who are not Network Providers	Ageing of settled claims::Claims settled for less than 1 month	810 946 1	0.00	0.00	9	80077	0.00	0.00
SBIG1512000	1b: Government Hospitals who are not Network Providers	Ageing of settled claims::Claims settled for 1-3 months	810 946 2	0.00	0.00	0.00	0.00	0.00	0.00
SBIG1512000	1b: Government Hospitals who are not Network Providers	Ageing of settled claims::Claims settled for 3-6 months	810 946 3	0.00	0.00	0.00	0.00	0.00	0.00
SBIG1512000	1b: Government Hospitals who are not Network Providers	Ageing of settled claims::Claims settled for 6-12 months	810 946 4	0.00	0.00	0.00	0.00	0.00	0.00
SBIG1512000	1b: Government Hospitals who are not Network Providers	Ageing of settled claims::Claims settled for 1-2 years	810 946 5	0.00	0.00	0.00	0.00	0.00	0.00
SBIG1512000	1b: Government Hospitals who are not Network Providers	Ageing of settled claims::Claims settled for more than 2 years	810 946 6	0.00	0.00	0.00	0.00	0.00	0.00
SBIG1512000	1b: Government Hospitals	Ageing of repudiated	810	0.00	0.00	0.00	0.00	0.00	0.00

## IRDA Annual Report for Financial Year 2020-21

		repudiated within 3-6 months	9						
ROYA2310000	2b: Private Hospitals who are not Network Providers	Ageing of repudiated claims::Claims repudiated within 6-12 months	810 947 0	0.00	0.00	3	49249	0.00	0.00
ROYA2310000	2b: Private Hospitals who are not Network Providers	Ageing of repudiated claims::Claims repudiated within 1-2 years	810 947 1	0.00	0.00	2	24204	0.00	0.00
ROYA2310000	2b: Private Hospitals who are not Network Providers	Ageing of repudiated claims::claims repudiated within more than 2 years	810 947 2	0.00	0.00	0.00	0.00	0.00	0.00
SBIG1512000	1a: Government Hospitals who are Network Providers; Hospitals who are not Network Providers	New claims received during the period	810 945 4	3	265216	1	1802	0.00	0.00
SBIG1512000	1a: Government Hospitals who are Network Providers; Hospitals who are not Network Providers	Amount of claim partially disallowed owing to the Terms and Conditions of the policy	810 956 1	0.00	12644	0.00	0.00	0.00	0.00
SBIG1512000	1a: Government Hospitals who are Network Providers; Hospitals who are not Network Providers	Ageing of pending claims::Claims pending for less than 1 month	810 945 5	0.00	0.00	0.00	0.00	0.00	0.00
SBIG1512000	1a: Government Hospitals who are Network Providers; Hospitals who are not Network Providers	Ageing of pending claims::Claims pending for 1-3 months	810 945 6	0.00	0.00	0.00	0.00	0.00	0.00
SBIG1512000	1a: Government Hospitals who are Network Providers; Hospitals who are not Network Providers	Ageing of pending claims::Claims pending for 3-6 months	810 945 7	0.00	0.00	0.00	0.00	0.00	0.00

## IRDA Annual Report for Financial Year 2020-21

SBIG1512000	1a: Government Hospitals who are Network Providers; Hospitals who are not Network Providers	Ageing of pending claims::Claims pending for 6-12 months	810 945 8	0.00	0.00	0.00	0.00	0.00	0.00
SBIG1512000	1a: Government Hospitals who are Network Providers; Hospitals who are not Network Providers	Ageing of pending claims::Claims pending for 1-2 years	810 945 9	0.00	0.00	0.00	0.00	0.00	0.00
SBIG1512000	1a: Government Hospitals who are Network Providers; Hospitals who are not Network Providers	Ageing of pending claims::Claims pending for more than 2 years	810 946 0	0.00	0.00	0.00	0.00	0.00	0.00
SBIG1512000	1a: Government Hospitals who are Network Providers; Hospitals who are not Network Providers	Ageing of settled claims::Claims settled for less than 1 month	810 946 1	4	270072	1	1802	0.00	0.00
SBIG1512000	1a: Government Hospitals who are Network Providers; Hospitals who are not Network Providers	Ageing of settled claims::Claims settled for 1-3 months	810 946 2	0.00	0.00	0.00	0.00	0.00	0.00
SBIG1512000	1a: Government Hospitals who are Network Providers; Hospitals who are not Network Providers	Ageing of settled claims::Claims settled for 3-6 months	810 946 3	0.00	0.00	0.00	0.00	0.00	0.00
SBIG1512000	1a: Government Hospitals who are Network Providers; Hospitals who are not Network Providers	Ageing of settled claims::Claims settled for 6-12 months	810 946 4	0.00	0.00	0.00	0.00	0.00	0.00
SBIG1512000	1a: Government Hospitals who are Network Providers; Hospitals who are not Network Providers	Ageing of settled claims::Claims settled for 1-2 years	810 946 5	0.00	0.00	0.00	0.00	0.00	0.00
SBIG1512000	1a: Government Hospitals who are Network Providers; Hospitals who	Ageing of settled claims::Claims settled for more than 2 years	810 946 6	0.00	0.00	0.00	0.00	0.00	0.00

## IRDA Annual Report for Financial Year 2020-21

	who are not Network Providers	claims::Claims repudiated within 1 month	946 7						
SBIG1512000	1b: Government Hospitals who are not Network Providers	Ageing of repudiated claims::Claims repudiated within 1-3 months	810 946 8	0.00	0.00	3	54948	0.00	0.00
SBIG1512000	1b: Government Hospitals who are not Network Providers	Ageing of repudiated claims::Claims repudiated within 3-6 months	810 946 9	0.00	0.00	1	2595	0.00	0.00
SBIG1512000	1b: Government Hospitals who are not Network Providers	Ageing of repudiated claims::Claims repudiated within 6-12 months	810 947 0	0.00	0.00	0.00	0.00	0.00	0.00
SBIG1512000	1b: Government Hospitals who are not Network Providers	Ageing of repudiated claims::Claims repudiated within 1-2 years	810 947 1	0.00	0.00	1	12622	0.00	0.00
SBIG1512000	1b: Government Hospitals who are not Network Providers	Ageing of repudiated claims::claims repudiated within more than 2 years	810 947 2	0.00	0.00	0.00	0.00	0.00	0.00
SBIG1512000	2a: Private Hospitals who are Network Provider	New claims received during the period	810 945 4	3361	417902635.5	2881	165628909.9	0.00	0.00
SBIG1512000	2a: Private Hospitals who are Network Provider	Amount of claim partially disallowed owing to the Terms and Conditions of the policy	810 956 1	0.00	121270954	0.00	56251917	0.00	0.00
SBIG1512000	2a: Private Hospitals who are Network Provider	Ageing of pending claims::Claims pending for less than 1 month	810 945 5	217	25412519	172	10592762.3	0.00	0.00
SBIG1512000	2a: Private Hospitals who	Ageing of pending	810	57	5408110	106	2589515.2	0.00	0.00

## IRDA Annual Report for Financial Year 2020-21

	are Network Provider	claims::Claims pending for 1-3 months	945 6						
SBIG1512000	2a: Private Hospitals who are Network Provider	Ageing of pending claims::Claims pending for 3-6 months	810 945 7	30	4642996	59	3256807.85	0.00	0.00
SBIG1512000	2a: Private Hospitals who are Network Provider	Ageing of pending claims::Claims pending for 6-12 months	810 945 8	11	395217	34	1213441.1	0.00	0.00
SBIG1512000	2a: Private Hospitals who are Network Provider	Ageing of pending claims::Claims pending for 1-2 years	810 945 9	0.00	0.00	7	4007	0.00	0.00
SBIG1512000	2a: Private Hospitals who are Network Provider	Ageing of pending claims::Claims pending for more than 2 years	810 946 0	0.00	0.00	0.00	0.00	0.00	0.00
SBIG1512000	2a: Private Hospitals who are Network Provider	Ageing of settled claims::Claims settled for less than 1 month	810 946 1	3348	240545177	2383	83256769	0.00	0.00
SBIG1512000	2a: Private Hospitals who are Network Provider	Ageing of settled claims::Claims settled for 1-3 months	810 946 2	128	9425202	63	4111541	0.00	0.00
SBIG1512000	2a: Private Hospitals who are Network Provider	Ageing of settled claims::Claims settled for 3-6 months	810 946 3	11	828491	5	646323	0.00	0.00
SBIG1512000	2a: Private Hospitals who are Network Provider	Ageing of settled claims::Claims settled for 6-12 months	810 946 4	4	363910	5	47865	0.00	0.00
SBIG1512000	2a: Private Hospitals who are Network Provider	Ageing of settled claims::Claims settled for 1-2 years	810 946 5	0.00	0.00	0.00	0.00	0.00	0.00
SBIG1512000	2a: Private Hospitals who are Network Provider	Ageing of settled claims::Claims settled for more than 2 years	810 946 6	0.00	0.00	0.00	0.00	0.00	0.00
SBIG1512000	2a: Private Hospitals who are Network Provider	Ageing of repudiated claims::Claims repudiated within 1	810 946 7	123	8808028	72	2766037	0.00	0.00



# IRDA Annual Report for Financial Year 2020-21

		month							
SBIG1512000	2a: Private Hospitals who are Network Provider	Ageing of repudiated claims::Claims repudiated within 1-3 months	810 946 8	13	34842105	127	4868145.75	0.00	0.00
SBIG1512000	2a: Private Hospitals who are Network Provider	Ageing of repudiated claims::Claims repudiated within 3-6 months	810 946 9	4	554286	24	347622	0.00	0.00
SBIG1512000	2a: Private Hospitals who are Network Provider	Ageing of repudiated claims::Claims repudiated within 6-12 months	810 947 0	0.00	0.00	29	1011367	0.00	0.00
SBIG1512000	2a: Private Hospitals who are Network Provider	Ageing of repudiated claims::Claims repudiated within 1-2 years	810 947 1	0.00	0.00	16	461887	0.00	0.00
SBIG1512000	2a: Private Hospitals who are Network Provider	Ageing of repudiated claims::claims repudiated within more than 2 years	810 947 2	0.00	0.00	0.00	0.00	0.00	0.00
SBIG1512000	2b: Private Hospitals who are not Network Providers	New claims received during the period	810 945 4	12	1424698	4004	83182959.3	0.00	0.00
SBIG1512000	2b: Private Hospitals who are not Network Providers	Amount of claim partially disallowed owing to the Terms and Conditions of the policy	810 956 1	0.00	0.00	0.00	16247594.4	0.00	0.00
SBIG1512000	2b: Private Hospitals who are not Network Providers	Ageing of pending claims::Claims pending for less than 1 month	810 945 5	4	641777	433	8394680.15	0.00	0.00
SBIG1512000	2b: Private Hospitals who are not Network Providers	Ageing of pending claims::Claims pending for 1-3 months	810 945 6	6	892584	200	3458426.6	0.00	0.00

## IRDA Annual Report for Financial Year 2020-21

SBIG1512000	2b: Private Hospitals who are not Network Providers	Ageing of pending claims::Claims pending for 3-6 months	810 945 7	0.00	0.00	206	2831776.8	0.00	0.00
SBIG1512000	2b: Private Hospitals who are not Network Providers	Ageing of pending claims::Claims pending for 6-12 months	810 945 8	0.00	0.00	36	1267375.55	0.00	0.00
SBIG1512000	2b: Private Hospitals who are not Network Providers	Ageing of pending claims::Claims pending for 1-2 years	810 945 9	1	0.00	2	0.00	0.00	0.00
SBIG1512000	2b: Private Hospitals who are not Network Providers	Ageing of pending claims::Claims pending for more than 2 years	810 946 0	0.00	0.00	0.00	0.00	0.00	0.00
SBIG1512000	2b: Private Hospitals who are not Network Providers	Ageing of settled claims::Claims settled for less than 1 month	810 946 1	0.00	0.00	2852	47018682	0.00	0.00
SBIG1512000	2b: Private Hospitals who are not Network Providers	Ageing of settled claims::Claims settled for 1-3 months	810 946 2	0.00	0.00	53	1458805	0.00	0.00
SBIG1512000	2b: Private Hospitals who are not Network Providers	Ageing of settled claims::Claims settled for 3-6 months	810 946 3	0.00	0.00	5	49610	0.00	0.00
SBIG1512000	2b: Private Hospitals who are not Network Providers	Ageing of settled claims::Claims settled for 6-12 months	810 946 4	0.00	0.00	3	41202	0.00	0.00
SBIG1512000	2b: Private Hospitals who are not Network Providers	Ageing of settled claims::Claims settled for 1-2 years	810 946 5	0.00	0.00	1	25250	0.00	0.00
SBIG1512000	2b: Private Hospitals who are not Network Providers	Ageing of settled claims::Claims settled for more than 2 years	810 946 6	0.00	0.00	0.00	0.00	0.00	0.00
SBIG1512000	2b: Private Hospitals who are not Network Providers	Ageing of repudiated claims::Claims repudiated within 1 month	810 946 7	3	210	114	1879694	0.00	0.00
SBIG1512000	2b: Private Hospitals who	Ageing of repudiated	810	0.00	0.00	194	2780732	0.00	0.00

## IRDA Annual Report for Financial Year 2020-21

	are not Network Providers	claims::Claims repudiated within 1-3 months	946 8						
SBIG1512000	2b: Private Hospitals who are not Network Providers	Ageing of repudiated claims::Claims repudiated within 3-6 months	810 946 9	0.00	0.00	28	368122	0.00	0.00
SBIG1512000	2b: Private Hospitals who are not Network Providers	Ageing of repudiated claims::Claims repudiated within 6-12 months	810 947 0	0.00	0.00	37	514235	0.00	0.00
SBIG1512000	2b: Private Hospitals who are not Network Providers	Ageing of repudiated claims::Claims repudiated within 1-2 years	810 947 1	0.00	0.00	16	311615	0.00	0.00
SBIG1512000	2b: Private Hospitals who are not Network Providers	Ageing of repudiated claims::claims repudiated within more than 2 years	810 947 2	0.00	0.00	0.00	0.00	0.00	0.00
THEN0104000	1a: Government Hospitals who are Network Providers; Hospitals who are not Network Providers	New claims received during the period	810 945 4	6234	26335838	5	81060	0.00	0.00
THEN0104000	1a: Government Hospitals who are Network Providers; Hospitals who are not Network Providers	Amount of claim partially disallowed owing to the Terms and Conditions of the policy	810 956 1	0.00	46294	0.00	5650	0.00	0.00
THEN0104000	1a: Government Hospitals who are Network Providers; Hospitals who are not Network Providers	Ageing of pending claims::Claims pending for less than 1 month	810 945 5	3187	11949907	1	5207	0.00	0.00
THEN0104000	1a: Government Hospitals who are Network Providers; Hospitals who	Ageing of pending claims::Claims pending for 1-3 months	810 945 6	0.00	0.00	0.00	0.00	0.00	0.00

## IRDA Annual Report for Financial Year 2020-21

	are not Network Providers								
THEN0104000	1a: Government Hospitals who are Network Providers; Hospitals who are not Network Providers	Ageing of pending claims::Claims pending for 3-6 months	810 945 7	0.00	0.00	0.00	0.00	0.00	0.00
THEN0104000	1a: Government Hospitals who are Network Providers; Hospitals who are not Network Providers	Ageing of pending claims::Claims pending for 6-12 months	810 945 8	0.00	0.00	0.00	0.00	0.00	0.00
THEN0104000	1a: Government Hospitals who are Network Providers; Hospitals who are not Network Providers	Ageing of pending claims::Claims pending for 1-2 years	810 945 9	0.00	0.00	0.00	0.00	0.00	0.00
THEN0104000	1a: Government Hospitals who are Network Providers; Hospitals who are not Network Providers	Ageing of pending claims::Claims pending for more than 2 years	810 946 0	328	1378899	0.00	0.00	0.00	0.00
THEN0104000	1a: Government Hospitals who are Network Providers; Hospitals who are not Network Providers	Ageing of settled claims::Claims settled for less than 1 month	810 946 1	2817	13154139	4	70203	0.00	0.00
THEN0104000	1a: Government Hospitals who are Network Providers; Hospitals who are not Network Providers	Ageing of settled claims::Claims settled for 1-3 months	810 946 2	230	1185498	2	28052	0.00	0.00
THEN0104000	1a: Government Hospitals who are Network Providers; Hospitals who are not Network Providers	Ageing of settled claims::Claims settled for 3-6 months	810 946 3	0.00	0.00	0.00	0.00	0.00	0.00
THEN0104000	1a: Government Hospitals who are Network Providers; Hospitals who are not Network Providers	Ageing of settled claims::Claims settled for 6-12 months	810 946 4	0.00	0.00	0.00	0.00	0.00	0.00
THEN0104000	1a: Government Hospitals who are Network Providers	Ageing of settled claims::Claims settled	810 946	0.00	0.00	0.00	0.00	0.00	0.00

## IRDA Annual Report for Financial Year 2020-21

	Providers; Hospitals who are not Network Providers	for 1-2 years	5						
THEN0104000	1a: Government Hospitals who are Network Providers; Hospitals who are not Network Providers	Ageing of settled claims::Claims settled for more than 2 years	810 946 6	0.00	0.00	0.00	0.00	0.00	0.00
THEN0104000	1a: Government Hospitals who are Network Providers; Hospitals who are not Network Providers	Ageing of repudiated claims::Claims repudiated within 1 month	810 946 7	0.00	0.00	0.00	0.00	0.00	0.00
THEN0104000	1a: Government Hospitals who are Network Providers; Hospitals who are not Network Providers	Ageing of repudiated claims::Claims repudiated within 1-3 months	810 946 8	0.00	0.00	0.00	0.00	0.00	0.00
THEN0104000	1a: Government Hospitals who are Network Providers; Hospitals who are not Network Providers	Ageing of repudiated claims::Claims repudiated within 3-6 months	810 946 9	0.00	0.00	0.00	0.00	0.00	0.00
THEN0104000	1a: Government Hospitals who are Network Providers; Hospitals who are not Network Providers	Ageing of repudiated claims::Claims repudiated within 6-12 months	810 947 0	0.00	0.00	0.00	0.00	0.00	0.00
THEN0104000	1a: Government Hospitals who are Network Providers; Hospitals who are not Network Providers	Ageing of repudiated claims::Claims repudiated within 1-2 years	810 947 1	0.00	0.00	0.00	0.00	0.00	0.00
THEN0104000	1a: Government Hospitals who are Network Providers; Hospitals who are not Network Providers	Ageing of repudiated claims::claims repudiated within more than 2 years	810 947 2	0.00	0.00	0.00	0.00	0.00	0.00
THEN0104000	1b: Government Hospitals who are not Network Providers	New claims received during the period	810 945 4	0.00	0.00	51	1080249	0.00	0.00
THEN0104000	1b: Government Hospitals who are not Network	Amount of claim partially disallowed	810 956	0.00	0.00	0.00	202995	0.00	0.00

# IRDA Annual Report for Financial Year 2020-21

	Providers	owing to the Terms and Conditions of the policy	1						
THEN0104000	1b: Government Hospitals who are not Network Providers	Ageing of pending claims::Claims pending for less than 1 month	810 945 5	0.00	0.00	0.00	0.00	0.00	0.00
THEN0104000	1b: Government Hospitals who are not Network Providers	Ageing of pending claims::Claims pending for 1-3 months	810 945 6	0.00	0.00	0.00	0.00	0.00	0.00
THEN0104000	1b: Government Hospitals who are not Network Providers	Ageing of pending claims::Claims pending for 3-6 months	810 945 7	0.00	0.00	0.00	0.00	0.00	0.00
THEN0104000	1b: Government Hospitals who are not Network Providers	Ageing of pending claims::Claims pending for 6-12 months	810 945 8	0.00	0.00	0.00	0.00	0.00	0.00
THEN0104000	1b: Government Hospitals who are not Network Providers	Ageing of pending claims::Claims pending for 1-2 years	810 945 9	0.00	0.00	0.00	0.00	0.00	0.00
THEN0104000	1b: Government Hospitals who are not Network Providers	Ageing of pending claims::Claims pending for more than 2 years	810 946 0	0.00	0.00	0.00	0.00	0.00	0.00
THEN0104000	1b: Government Hospitals who are not Network Providers	Ageing of settled claims::Claims settled for less than 1 month	810 946 1	0.00	0.00	40	515277	0.00	0.00
THEN0104000	1b: Government Hospitals who are not Network Providers	Ageing of settled claims::Claims settled for 1-3 months	810 946 2	0.00	0.00	1	6806	0.00	0.00
THEN0104000	1b: Government Hospitals who are not Network Providers	Ageing of settled claims::Claims settled for 3-6 months	810 946 3	0.00	0.00	0.00	0.00	0.00	0.00
THEN0104000	1b: Government Hospitals who are not Network Providers	Ageing of settled claims::Claims settled for 6-12 months	810 946 4	0.00	0.00	0.00	0.00	0.00	0.00
THEN0104000	1b: Government Hospitals who are not Network Providers	Ageing of settled claims::Claims settled	810 946	0.00	0.00	0.00	0.00	0.00	0.00

## IRDA Annual Report for Financial Year 2020-21

	Providers	for 1-2 years	5						
THEN0104000	1b: Government Hospitals who are not Network Providers	Ageing of settled claims::Claims settled for more than 2 years	810 946 6	0.00	0.00	0.00	0.00	0.00	0.00
THEN0104000	1b: Government Hospitals who are not Network Providers	Ageing of repudiated claims::Claims repudiated within 1 month	810 946 7	0.00	0.00	4	186540	0.00	0.00
THEN0104000	1b: Government Hospitals who are not Network Providers	Ageing of repudiated claims::Claims repudiated within 1-3 months	810 946 8	0.00	0.00	2	58937	0.00	0.00
THEN0104000	1b: Government Hospitals who are not Network Providers	Ageing of repudiated claims::Claims repudiated within 3-6 months	810 946 9	0.00	0.00	3	107194	0.00	0.00
THEN0104000	1b: Government Hospitals who are not Network Providers	Ageing of repudiated claims::Claims repudiated within 6-12 months	810 947 0	0.00	0.00	1	2500	0.00	0.00
THEN0104000	1b: Government Hospitals who are not Network Providers	Ageing of repudiated claims::Claims repudiated within 1-2 years	810 947 1	0.00	0.00	0.00	0.00	0.00	0.00
THEN0104000	1b: Government Hospitals who are not Network Providers	Ageing of repudiated claims::claims repudiated within more than 2 years	810 947 2	0.00	0.00	0.00	0.00	0.00	0.00
THEN0104000	2a: Private Hospitals who are Network Provider	New claims received during the period	810 945 4	31404	3190960422	22409	1570882211	0.00	0.00
THEN0104000	2a: Private Hospitals who are Network Provider	Amount of claim partially disallowed owing to the Terms and Conditions of the	810 956 1	0.00	723507679.1	0.00	511411051.2	0.00	0.00

## IRDA Annual Report for Financial Year 2020-21

		policy							
THEN0104000	2a: Private Hospitals who are Network Provider	Ageing of pending claims::Claims pending for less than 1 month	810 945 5	3891	294176448	1637	87832382.3	0.00	0.00
THEN0104000	2a: Private Hospitals who are Network Provider	Ageing of pending claims::Claims pending for 1-3 months	810 945 6	286	38606475	318	14015495.85	0.00	0.00
THEN0104000	2a: Private Hospitals who are Network Provider	Ageing of pending claims::Claims pending for 3-6 months	810 945 7	123	12002464	229	10356834.7	0.00	0.00
THEN0104000	2a: Private Hospitals who are Network Provider	Ageing of pending claims::Claims pending for 6-12 months	810 945 8	106	6789269	162	5645481.2	0.00	0.00
THEN0104000	2a: Private Hospitals who are Network Provider	Ageing of pending claims::Claims pending for 1-2 years	810 945 9	66	4151800.7	60	418762.5	0.00	0.00
THEN0104000	2a: Private Hospitals who are Network Provider	Ageing of pending claims::Claims pending for more than 2 years	810 946 0	9395	81613886.55	26	110945	0.00	0.00
THEN0104000	2a: Private Hospitals who are Network Provider	Ageing of settled claims::Claims settled for less than 1 month	810 946 1	30453	2303738283	19002	848980407	0.00	0.00
THEN0104000	2a: Private Hospitals who are Network Provider	Ageing of settled claims::Claims settled for 1-3 months	810 946 2	1630	151340835	750	45955195	0.00	0.00
THEN0104000	2a: Private Hospitals who are Network Provider	Ageing of settled claims::Claims settled for 3-6 months	810 946 3	283	21015349	108	4533170	0.00	0.00
THEN0104000	2a: Private Hospitals who are Network Provider	Ageing of settled claims::Claims settled for 6-12 months	810 946 4	113	7156645	36	1719547	0.00	0.00
THEN0104000	2a: Private Hospitals who are Network Provider	Ageing of settled claims::Claims settled for 1-2 years	810 946 5	9	764312	13	633809	0.00	0.00
THEN0104000	2a: Private Hospitals who	Ageing of settled	810	1	82020	0.00	0.00	0.00	0.00



# IRDA Annual Report for Financial Year 2020-21

	are Network Provider	claims::Claims settled for more than 2 years	946 6						
THEN0104000	2a: Private Hospitals who are Network Provider	Ageing of repudiated claims::Claims repudiated within 1 month	810 946 7	246	11051149	848	53394200	0.00	0.00
THEN0104000	2a: Private Hospitals who are Network Provider	Ageing of repudiated claims::Claims repudiated within 1-3 months	810 946 8	30	2611741	528	26558513	0.00	0.00
THEN0104000	2a: Private Hospitals who are Network Provider	Ageing of repudiated claims::Claims repudiated within 3-6 months	810 946 9	24	2192885	317	15401644	0.00	0.00
THEN0104000	2a: Private Hospitals who are Network Provider	Ageing of repudiated claims::Claims repudiated within 6-12 months	810 947 0	27	1307023	196	9980877	0.00	0.00
THEN0104000	2a: Private Hospitals who are Network Provider	Ageing of repudiated claims::Claims repudiated within 1-2 years	810 947 1	28	3500493	43	2141856	0.00	0.00
THEN0104000	2a: Private Hospitals who are Network Provider	Ageing of repudiated claims::claims repudiated within more than 2 years	810 947 2	4	230905	0.00	0.00	0.00	0.00
THEN0104000	2b: Private Hospitals who are not Network Providers	New claims received during the period	810 945 4	98	3569567	35135	1358972896	0.00	0.00
THEN0104000	2b: Private Hospitals who are not Network Providers	Amount of claim partially disallowed owing to the Terms and Conditions of the policy	810 956 1	0.00	0.00	0.00	315873051	0.00	0.00
THEN0104000	2b: Private Hospitals who	Ageing of pending	810	37	1026503	3507	111623374.5	0.00	0.00

## IRDA Annual Report for Financial Year 2020-21

	are not Network Providers	claims::Claims pending for less than 1 month	945 5						
THEN0104000	2b: Private Hospitals who are not Network Providers	Ageing of pending claims::Claims pending for 1-3 months	810 945 6	30	572001	680	20293032.5	0.00	0.00
THEN0104000	2b: Private Hospitals who are not Network Providers	Ageing of pending claims::Claims pending for 3-6 months	810 945 7	17	1661393	681	22087482	0.00	0.00
THEN0104000	2b: Private Hospitals who are not Network Providers	Ageing of pending claims::Claims pending for 6-12 months	810 945 8	19	1035715	469	10711674.1	0.00	0.00
THEN0104000	2b: Private Hospitals who are not Network Providers	Ageing of pending claims::Claims pending for 1-2 years	810 945 9	21	0.00	64	620811	0.00	0.00
THEN0104000	2b: Private Hospitals who are not Network Providers	Ageing of pending claims::Claims pending for more than 2 years	810 946 0	25	100	29	57993	0.00	0.00
THEN0104000	2b: Private Hospitals who are not Network Providers	Ageing of settled claims::Claims settled for less than 1 month	810 946 1	0.00	0.00	28680	801754533	0.00	0.00
THEN0104000	2b: Private Hospitals who are not Network Providers	Ageing of settled claims::Claims settled for 1-3 months	810 946 2	0.00	0.00	703	34773627	0.00	0.00
THEN0104000	2b: Private Hospitals who are not Network Providers	Ageing of settled claims::Claims settled for 3-6 months	810 946 3	0.00	0.00	87	2295250	0.00	0.00
THEN0104000	2b: Private Hospitals who are not Network Providers	Ageing of settled claims::Claims settled for 6-12 months	810 946 4	0.00	0.00	37	1544431	0.00	0.00
THEN0104000	2b: Private Hospitals who are not Network Providers	Ageing of settled claims::Claims settled for 1-2 years	810 946 5	0.00	0.00	5	44550	0.00	0.00
THEN0104000	2b: Private Hospitals who are not Network Providers	Ageing of settled claims::Claims settled for more than 2 years	810 946 6	0.00	0.00	2	14000	0.00	0.00

## IRDA Annual Report for Financial Year 2020-21

THEN0104000	2b: Private Hospitals who are not Network Providers	Ageing of repudiated claims::Claims repudiated within 1 month	810 946 7	3	8741	1346	47785820	0.00	0.00
THEN0104000	2b: Private Hospitals who are not Network Providers	Ageing of repudiated claims::Claims repudiated within 1-3 months	810 946 8	0.00	0.00	647	21142388	0.00	0.00
THEN0104000	2b: Private Hospitals who are not Network Providers	Ageing of repudiated claims::Claims repudiated within 3-6 months	810 946 9	0.00	0.00	330	9529649	0.00	0.00
THEN0104000	2b: Private Hospitals who are not Network Providers	Ageing of repudiated claims::Claims repudiated within 6-12 months	810 947 0	0.00	0.00	217	6421463	0.00	0.00
THEN0104000	2b: Private Hospitals who are not Network Providers	Ageing of repudiated claims::Claims repudiated within 1-2 years	810 947 1	0.00	0.00	44	1614163	0.00	0.00
THEN0104000	2b: Private Hospitals who are not Network Providers	Ageing of repudiated claims::claims repudiated within more than 2 years	810 947 2	0.00	0.00	2	33500	0.00	0.00
THEO0104001	1a: Government Hospitals who are Network Providers; Hospitals who are not Network Providers	New claims received during the period	810 945 4	6010	66177582	8	611768	0.00	0.00
THEO0104001	1a: Government Hospitals who are Network Providers; Hospitals who are not Network Providers	Amount of claim partially disallowed owing to the Terms and Conditions of the policy	810 956 1	0.00	91724	0.00	239730	0.00	0.00
THEO0104001	1a: Government Hospitals who are Network	Ageing of pending claims::Claims pending	810 945	603	8509451	0.00	0.00	0.00	0.00

## IRDA Annual Report for Financial Year 2020-21

	Providers; Hospitals who are not Network Providers	for less than 1 month	5						
THEO0104001	1a: Government Hospitals who are Network Providers; Hospitals who are not Network Providers	Ageing of pending claims::Claims pending for 1-3 months	810 945 6	418	3185437	0.00	0.00	0.00	0.00
THEO0104001	1a: Government Hospitals who are Network Providers; Hospitals who are not Network Providers	Ageing of pending claims::Claims pending for 3-6 months	810 945 7	95	1745729	0.00	0.00	0.00	0.00
THEO0104001	1a: Government Hospitals who are Network Providers; Hospitals who are not Network Providers	Ageing of pending claims::Claims pending for 6-12 months	810 945 8	12	84600	0.00	0.00	0.00	0.00
THEO0104001	1a: Government Hospitals who are Network Providers; Hospitals who are not Network Providers	Ageing of pending claims::Claims pending for 1-2 years	810 945 9	23	173891	0.00	0.00	0.00	0.00
THEO0104001	1a: Government Hospitals who are Network Providers; Hospitals who are not Network Providers	Ageing of pending claims::Claims pending for more than 2 years	810 946 0	0.00	0.00	0.00	0.00	0.00	0.00
THEO0104001	1a: Government Hospitals who are Network Providers; Hospitals who are not Network Providers	Ageing of settled claims::Claims settled for less than 1 month	810 946 1	272	4552265	6	327597	0.00	0.00
THEO0104001	1a: Government Hospitals who are Network Providers; Hospitals who are not Network Providers	Ageing of settled claims::Claims settled for 1-3 months	810 946 2	1198	16167710	1	39441	0.00	0.00
THEO0104001	1a: Government Hospitals who are Network Providers; Hospitals who are not Network Providers	Ageing of settled claims::Claims settled for 3-6 months	810 946 3	2161	19437853	0.00	0.00	0.00	0.00
THEO0104001	1a: Government Hospitals	Ageing of settled	810	2864	28013738	0.00	0.00	0.00	0.00

## IRDA Annual Report for Financial Year 2020-21

	who are Network Providers; Hospitals who are not Network Providers	claims::Claims settled for 6-12 months	946 4						
THEO0104001	1a: Government Hospitals who are Network Providers; Hospitals who are not Network Providers	Ageing of settled claims::Claims settled for 1-2 years	810 946 5	5375	56636443	0.00	0.00	0.00	0.00
THEO0104001	1a: Government Hospitals who are Network Providers; Hospitals who are not Network Providers	Ageing of settled claims::Claims settled for more than 2 years	810 946 6	16	237495	0.00	0.00	0.00	0.00
THEO0104001	1a: Government Hospitals who are Network Providers; Hospitals who are not Network Providers	Ageing of repudiated claims::Claims repudiated within 1 month	810 946 7	9	300300	0.00	0.00	0.00	0.00
THEO0104001	1a: Government Hospitals who are Network Providers; Hospitals who are not Network Providers	Ageing of repudiated claims::Claims repudiated within 1-3 months	810 946 8	7	103980	1	10024	0.00	0.00
THEO0104001	1a: Government Hospitals who are Network Providers; Hospitals who are not Network Providers	Ageing of repudiated claims::Claims repudiated within 3-6 months	810 946 9	24	260912	1	5000	0.00	0.00
THEO0104001	1a: Government Hospitals who are Network Providers; Hospitals who are not Network Providers	Ageing of repudiated claims::Claims repudiated within 6-12 months	810 947 0	53	502325	2	29860	0.00	0.00
THEO0104001	1a: Government Hospitals who are Network Providers; Hospitals who are not Network Providers	Ageing of repudiated claims::Claims repudiated within 1-2 years	810 947 1	437	3316095	0.00	0.00	0.00	0.00
THEO0104001	1a: Government Hospitals who are Network Providers; Hospitals who are not Network Providers	Ageing of repudiated claims::claims repudiated within more than 2 years	810 947 2	3	13500	0.00	0.00	0.00	0.00

## IRDA Annual Report for Financial Year 2020-21

THEO0104001	1b: Government Hospitals who are not Network Providers	New claims received during the period	810 945 4	0.00	0.00	80	1987463	0.00	0.00
THEO0104001	1b: Government Hospitals who are not Network Providers	Amount of claim partially disallowed owing to the Terms and Conditions of the policy	810 956 1	0.00	0.00	0.00	138356	0.00	0.00
THEO0104001	1b: Government Hospitals who are not Network Providers	Ageing of pending claims::Claims pending for less than 1 month	810 945 5	0.00	0.00	0.00	0.00	0.00	0.00
THEO0104001	1b: Government Hospitals who are not Network Providers	Ageing of pending claims::Claims pending for 1-3 months	810 945 6	0.00	0.00	0.00	0.00	0.00	0.00
THEO0104001	1b: Government Hospitals who are not Network Providers	Ageing of pending claims::Claims pending for 3-6 months	810 945 7	0.00	0.00	0.00	0.00	0.00	0.00
THEO0104001	1b: Government Hospitals who are not Network Providers	Ageing of pending claims::Claims pending for 6-12 months	810 945 8	0.00	0.00	0.00	0.00	0.00	0.00
THEO0104001	1b: Government Hospitals who are not Network Providers	Ageing of pending claims::Claims pending for 1-2 years	810 945 9	0.00	0.00	0.00	0.00	0.00	0.00
THEO0104001	1b: Government Hospitals who are not Network Providers	Ageing of pending claims::Claims pending for more than 2 years	810 946 0	0.00	0.00	0.00	0.00	0.00	0.00
THEO0104001	1b: Government Hospitals who are not Network Providers	Ageing of settled claims::Claims settled for less than 1 month	810 946 1	0.00	0.00	64	1619591	0.00	0.00
THEO0104001	1b: Government Hospitals who are not Network Providers	Ageing of settled claims::Claims settled for 1-3 months	810 946 2	0.00	0.00	2	12385	0.00	0.00
THEO0104001	1b: Government Hospitals who are not Network Providers	Ageing of settled claims::Claims settled for 3-6 months	810 946 3	0.00	0.00	0.00	0.00	0.00	0.00

## IRDA Annual Report for Financial Year 2020-21

THEO0104001	1b: Government Hospitals who are not Network Providers	Ageing of settled claims::Claims settled for 6-12 months	810 946 4	0.00	0.00	0.00	0.00	0.00	0.00
THEO0104001	1b: Government Hospitals who are not Network Providers	Ageing of settled claims::Claims settled for 1-2 years	810 946 5	0.00	0.00	0.00	0.00	0.00	0.00
THEO0104001	1b: Government Hospitals who are not Network Providers	Ageing of settled claims::Claims settled for more than 2 years	810 946 6	0.00	0.00	0.00	0.00	0.00	0.00
THEO0104001	1b: Government Hospitals who are not Network Providers	Ageing of repudiated claims::Claims repudiated within 1 month	810 946 7	0.00	0.00	7	96231	0.00	0.00
THEO0104001	1b: Government Hospitals who are not Network Providers	Ageing of repudiated claims::Claims repudiated within 1-3 months	810 946 8	0.00	0.00	4	64621	0.00	0.00
THEO0104001	1b: Government Hospitals who are not Network Providers	Ageing of repudiated claims::Claims repudiated within 3-6 months	810 946 9	0.00	0.00	1	21709	0.00	0.00
THEO0104001	1b: Government Hospitals who are not Network Providers	Ageing of repudiated claims::Claims repudiated within 6-12 months	810 947 0	0.00	0.00	2	34570	0.00	0.00
THEO0104001	1b: Government Hospitals who are not Network Providers	Ageing of repudiated claims::Claims repudiated within 1-2 years	810 947 1	0.00	0.00	0.00	0.00	0.00	0.00
THEO0104001	1b: Government Hospitals who are not Network Providers	Ageing of repudiated claims::claims repudiated within more than 2 years	810 947 2	0.00	0.00	0.00	0.00	0.00	0.00
THEO0104001	2a: Private Hospitals who are Network Provider	New claims received during the period	810 945	96095	5294452552	34254	2087550654	0.00	0.00

# IRDA Annual Report for Financial Year 2020-21

	are not Network Providers	partially disallowed owing to the Terms and Conditions of the policy	956 1						
THEO0104001	2b: Private Hospitals who are not Network Providers	Ageing of pending claims::Claims pending for less than 1 month	810 945 5	27	390236	4521	124482128.1	0.00	0.00
THEO0104001	2b: Private Hospitals who are not Network Providers	Ageing of pending claims::Claims pending for 1-3 months	810 945 6	72	266032	1856	48056137.4	0.00	0.00
THEO0104001	2b: Private Hospitals who are not Network Providers	Ageing of pending claims::Claims pending for 3-6 months	810 945 7	29	9704678	1666	40727549.05	0.00	0.00
THEO0104001	2b: Private Hospitals who are not Network Providers	Ageing of pending claims::Claims pending for 6-12 months	810 945 8	4	214137	1132	25229304.25	0.00	0.00
THEO0104001	2b: Private Hospitals who are not Network Providers	Ageing of pending claims::Claims pending for 1-2 years	810 945 9	3	0.00	91	670829.25	0.00	0.00
THEO0104001	2b: Private Hospitals who are not Network Providers	Ageing of pending claims::Claims pending for more than 2 years	810 946 0	12	965613	32	0.00	0.00	0.00
THEO0104001	2b: Private Hospitals who are not Network Providers	Ageing of settled claims::Claims settled for less than 1 month	810 946 1	8332	65545679	32929	916100551	0.00	0.00
THEO0104001	2b: Private Hospitals who are not Network Providers	Ageing of settled claims::Claims settled for 1-3 months	810 946 2	2234	90284029	2236	76644023	0.00	0.00
THEO0104001	2b: Private Hospitals who are not Network Providers	Ageing of settled claims::Claims settled for 3-6 months	810 946 3	0.00	0.00	195	5894759	0.00	0.00
THEO0104001	2b: Private Hospitals who are not Network Providers	Ageing of settled claims::Claims settled for 6-12 months	810 946 4	0.00	0.00	80	3034013	0.00	0.00
THEO0104001	2b: Private Hospitals who	Ageing of settled	810	0.00	0.00	8	188705	0.00	0.00



# IRDA Annual Report for Financial Year 2020-21

	are not Network Providers	claims::Claims settled for 1-2 years	946 5						
THEO0104001	2b: Private Hospitals who are not Network Providers	Ageing of settled claims::Claims settled for more than 2 years	810 946 6	0.00	0.00	0.00	0.00	0.00	0.00
THEO0104001	2b: Private Hospitals who are not Network Providers	Ageing of repudiated claims::Claims repudiated within 1 month	810 946 7	843	41321054	2362	87820739	0.00	0.00
THEO0104001	2b: Private Hospitals who are not Network Providers	Ageing of repudiated claims::Claims repudiated within 1-3 months	810 946 8	312	9554432	1301	33905529	0.00	0.00
THEO0104001	2b: Private Hospitals who are not Network Providers	Ageing of repudiated claims::Claims repudiated within 3-6 months	810 946 9	87	2902334	766	25102074	0.00	0.00
THEO0104001	2b: Private Hospitals who are not Network Providers	Ageing of repudiated claims::Claims repudiated within 6-12 months	810 947 0	0.00	0.00	643	13405922	0.00	0.00
THEO0104001	2b: Private Hospitals who are not Network Providers	Ageing of repudiated claims::Claims repudiated within 1-2 years	810 947 1	15	1223321	84	3140917	0.00	0.00
THEO0104001	2b: Private Hospitals who are not Network Providers	Ageing of repudiated claims::claims repudiated within more than 2 years	810 947 2	0.00	0.00	11	753096	0.00	0.00
UNIT0104000	1a: Government Hospitals who are Network Providers; Hospitals who are not Network Providers	New claims received during the period	810 945 4	85337	906320703	1	12988	0.00	0.00
UNIT0104000	1a: Government Hospitals who are Network	Amount of claim partially disallowed	810 956	0.00	37439030	0.00	2497	0.00	0.00

# IRDA Annual Report for Financial Year 2020-21

	Providers; Hospitals who are not Network Providers	owing to the Terms and Conditions of the policy	1						
UNIT0104000	1a: Government Hospitals who are Network Providers; Hospitals who are not Network Providers	Ageing of pending claims::Claims pending for less than 1 month	810 945 5	10010	136400677	0.00	0.00	0.00	0.00
UNIT0104000	1a: Government Hospitals who are Network Providers; Hospitals who are not Network Providers	Ageing of pending claims::Claims pending for 1-3 months	810 945 6	3616	58688096	0.00	0.00	0.00	0.00
UNIT0104000	1a: Government Hospitals who are Network Providers; Hospitals who are not Network Providers	Ageing of pending claims::Claims pending for 3-6 months	810 945 7	889	8644056	0.00	0.00	0.00	0.00
UNIT0104000	1a: Government Hospitals who are Network Providers; Hospitals who are not Network Providers	Ageing of pending claims::Claims pending for 6-12 months	810 945 8	760	6509494	0.00	0.00	0.00	0.00
UNIT0104000	1a: Government Hospitals who are Network Providers; Hospitals who are not Network Providers	Ageing of pending claims::Claims pending for 1-2 years	810 945 9	9755	88982898	0.00	0.00	0.00	0.00
UNIT0104000	1a: Government Hospitals who are Network Providers; Hospitals who are not Network Providers	Ageing of pending claims::Claims pending for more than 2 years	810 946 0	5095	51844189	0.00	0.00	0.00	0.00
UNIT0104000	1a: Government Hospitals who are Network Providers; Hospitals who are not Network Providers	Ageing of settled claims::Claims settled for less than 1 month	810 946 1	67104	562282466	1	10491	0.00	0.00
UNIT0104000	1a: Government Hospitals who are Network Providers; Hospitals who are not Network Providers	Ageing of settled claims::Claims settled for 1-3 months	810 946 2	3235	43599178	0.00	0.00	0.00	0.00

## IRDA Annual Report for Financial Year 2020-21

UNIT0104000	1a: Government Hospitals who are Network Providers; Hospitals who are not Network Providers	Ageing of settled claims::Claims settled for 3-6 months	810 946 3	1169	16897783	0.00	0.00	0.00	0.00
UNIT0104000	1a: Government Hospitals who are Network Providers; Hospitals who are not Network Providers	Ageing of settled claims::Claims settled for 6-12 months	810 946 4	1146	15902248	0.00	0.00	0.00	0.00
UNIT0104000	1a: Government Hospitals who are Network Providers; Hospitals who are not Network Providers	Ageing of settled claims::Claims settled for 1-2 years	810 946 5	132	1910774	0.00	0.00	0.00	0.00
UNIT0104000	1a: Government Hospitals who are Network Providers; Hospitals who are not Network Providers	Ageing of settled claims::Claims settled for more than 2 years	810 946 6	0.00	0.00	0.00	0.00	0.00	0.00
UNIT0104000	1a: Government Hospitals who are Network Providers; Hospitals who are not Network Providers	Ageing of repudiated claims::Claims repudiated within 1 month	810 946 7	4898	87362747	0.00	0.00	0.00	0.00
UNIT0104000	1a: Government Hospitals who are Network Providers; Hospitals who are not Network Providers	Ageing of repudiated claims::Claims repudiated within 1-3 months	810 946 8	1471	31686438	0.00	0.00	0.00	0.00
UNIT0104000	1a: Government Hospitals who are Network Providers; Hospitals who are not Network Providers	Ageing of repudiated claims::Claims repudiated within 3-6 months	810 946 9	860	16453252	0.00	0.00	0.00	0.00
UNIT0104000	1a: Government Hospitals who are Network Providers; Hospitals who are not Network Providers	Ageing of repudiated claims::Claims repudiated within 6-12 months	810 947 0	1412	30604167	0.00	0.00	0.00	0.00
UNIT0104000	1a: Government Hospitals who are Network Providers; Hospitals who	Ageing of repudiated claims::Claims repudiated within 1-2	810 947 1	271	6430665	0.00	0.00	0.00	0.00

## IRDA Annual Report for Financial Year 2020-21

	are not Network Providers	years							
UNIT0104000	1a: Government Hospitals who are Network Providers; Hospitals who are not Network Providers	Ageing of repudiated claims::claims repudiated within more than 2 years	810 947 2	0.00	0.00	0.00	0.00	0.00	0.00
UNIT0104000	1b: Government Hospitals who are not Network Providers	New claims received during the period	810 945 4	0.00	0.00	66	761037	0.00	0.00
UNIT0104000	1b: Government Hospitals who are not Network Providers	Amount of claim partially disallowed owing to the Terms and Conditions of the policy	810 956 1	0.00	0.00	0.00	55215	0.00	0.00
UNIT0104000	1b: Government Hospitals who are not Network Providers	Ageing of pending claims::Claims pending for less than 1 month	810 945 5	0.00	0.00	0.00	0.00	0.00	0.00
UNIT0104000	1b: Government Hospitals who are not Network Providers	Ageing of pending claims::Claims pending for 1-3 months	810 945 6	0.00	0.00	0.00	0.00	0.00	0.00
UNIT0104000	1b: Government Hospitals who are not Network Providers	Ageing of pending claims::Claims pending for 3-6 months	810 945 7	0.00	0.00	0.00	0.00	0.00	0.00
UNIT0104000	1b: Government Hospitals who are not Network Providers	Ageing of pending claims::Claims pending for 6-12 months	810 945 8	0.00	0.00	0.00	0.00	0.00	0.00
UNIT0104000	1b: Government Hospitals who are not Network Providers	Ageing of pending claims::Claims pending for 1-2 years	810 945 9	0.00	0.00	0.00	0.00	0.00	0.00
UNIT0104000	1b: Government Hospitals who are not Network Providers	Ageing of pending claims::Claims pending for more than 2 years	810 946 0	0.00	0.00	0.00	0.00	0.00	0.00
UNIT0104000	1b: Government Hospitals who are not Network Providers	Ageing of settled claims::Claims settled for less than 1 month	810 946 1	0.00	0.00	47	479912	0.00	0.00
UNIT0104000	1b: Government Hospitals	Ageing of settled	810	0.00	0.00	6	64756	0.00	0.00

## IRDA Annual Report for Financial Year 2020-21

	who are not Network Providers	claims::Claims settled for 1-3 months	946 2						
UNIT0104000	1b: Government Hospitals who are not Network Providers	Ageing of settled claims::Claims settled for 3-6 months	810 946 3	0.00	0.00	1	6736	0.00	0.00
UNIT0104000	1b: Government Hospitals who are not Network Providers	Ageing of settled claims::Claims settled for 6-12 months	810 946 4	0.00	0.00	0.00	0.00	0.00	0.00
UNIT0104000	1b: Government Hospitals who are not Network Providers	Ageing of settled claims::Claims settled for 1-2 years	810 946 5	0.00	0.00	0.00	0.00	0.00	0.00
UNIT0104000	1b: Government Hospitals who are not Network Providers	Ageing of settled claims::Claims settled for more than 2 years	810 946 6	0.00	0.00	0.00	0.00	0.00	0.00
UNIT0104000	1b: Government Hospitals who are not Network Providers	Ageing of repudiated claims::Claims repudiated within 1 month	810 946 7	0.00	0.00	0.00	0.00	0.00	0.00
UNIT0104000	1b: Government Hospitals who are not Network Providers	Ageing of repudiated claims::Claims repudiated within 1-3 months	810 946 8	0.00	0.00	3	32131	0.00	0.00
UNIT0104000	1b: Government Hospitals who are not Network Providers	Ageing of repudiated claims::Claims repudiated within 3-6 months	810 946 9	0.00	0.00	2	24755	0.00	0.00
UNIT0104000	1b: Government Hospitals who are not Network Providers	Ageing of repudiated claims::Claims repudiated within 6-12 months	810 947 0	0.00	0.00	5	86794	0.00	0.00
UNIT0104000	1b: Government Hospitals who are not Network Providers	Ageing of repudiated claims::Claims repudiated within 1-2 years	810 947 1	0.00	0.00	2	10738	0.00	0.00
UNIT0104000	1b: Government Hospitals	Ageing of repudiated	810	0.00	0.00	0.00	0.00	0.00	0.00

# IRDA Annual Report for Financial Year 2020-21

			4						
THEO0104001	2a: Private Hospitals who are Network Provider	Amount of claim partially disallowed owing to the Terms and Conditions of the policy	810 956 1	0.00	1733232065	0.00	708250331.6	0.00	0.00
THEO0104001	2a: Private Hospitals who are Network Provider	Ageing of pending claims::Claims pending for less than 1 month	810 945 5	4783	277683985	2070	92851281	0.00	0.00
THEO0104001	2a: Private Hospitals who are Network Provider	Ageing of pending claims::Claims pending for 1-3 months	810 945 6	1074	61412230	931	34622318.85	0.00	0.00
THEO0104001	2a: Private Hospitals who are Network Provider	Ageing of pending claims::Claims pending for 3-6 months	810 945 7	532	31334148	747	24805967.6	0.00	0.00
THEO0104001	2a: Private Hospitals who are Network Provider	Ageing of pending claims::Claims pending for 6-12 months	810 945 8	295	17603135.25	623	17051588.9	0.00	0.00
THEO0104001	2a: Private Hospitals who are Network Provider	Ageing of pending claims::Claims pending for 1-2 years	810 945 9	193	8198115	139	508696.6	0.00	0.00
THEO0104001	2a: Private Hospitals who are Network Provider	Ageing of pending claims::Claims pending for more than 2 years	810 946 0	273	2533807.25	70	69397	0.00	0.00
THEO0104001	2a: Private Hospitals who are Network Provider	Ageing of settled claims::Claims settled for less than 1 month	810 946 1	75588	3006856621	26409	994337994	0.00	0.00
THEO0104001	2a: Private Hospitals who are Network Provider	Ageing of settled claims::Claims settled for 1-3 months	810 946 2	10951	509715233	2232	92449901	0.00	0.00
THEO0104001	2a: Private Hospitals who are Network Provider	Ageing of settled claims::Claims settled for 3-6 months	810 946 3	10132	148271414	280	6689678	0.00	0.00
THEO0104001	2a: Private Hospitals who are Network Provider	Ageing of settled claims::Claims settled	810 946	9801	155113863	71	1976450	0.00	0.00

## IRDA Annual Report for Financial Year 2020-21

		for 6-12 months	4						
THEO0104001	2a: Private Hospitals who are Network Provider	Ageing of settled claims::Claims settled for 1-2 years	810 946 5	17565	273565408	1	7469	0.00	0.00
THEO0104001	2a: Private Hospitals who are Network Provider	Ageing of settled claims::Claims settled for more than 2 years	810 946 6	110	1757447	0.00	0.00	0.00	0.00
THEO0104001	2a: Private Hospitals who are Network Provider	Ageing of repudiated claims::Claims repudiated within 1 month	810 946 7	595	26586311	2162	117285471.4	0.00	0.00
THEO0104001	2a: Private Hospitals who are Network Provider	Ageing of repudiated claims::Claims repudiated within 1-3 months	810 946 8	158	12722974	949	47149078.26	0.00	0.00
THEO0104001	2a: Private Hospitals who are Network Provider	Ageing of repudiated claims::Claims repudiated within 3-6 months	810 946 9	240	10681719	777	33802964	0.00	0.00
THEO0104001	2a: Private Hospitals who are Network Provider	Ageing of repudiated claims::Claims repudiated within 6-12 months	810 947 0	162	5226563	513	18978726	0.00	0.00
THEO0104001	2a: Private Hospitals who are Network Provider	Ageing of repudiated claims::Claims repudiated within 1-2 years	810 947 1	280	5862798	72	2951304	0.00	0.00
THEO0104001	2a: Private Hospitals who are Network Provider	Ageing of repudiated claims::claims repudiated within more than 2 years	810 947 2	13	960036	12	369984	0.00	0.00
THEO0104001	2b: Private Hospitals who are not Network Providers	New claims received during the period	810 945 4	1091	201244651	45495	1736450702	0.00	0.00
THEO0104001	2b: Private Hospitals who	Amount of claim	810	0.00	1233456	0.00	421056762.5	0.00	0.00

# IRDA Annual Report for Financial Year 2020-21

	who are not Network Providers	claims::claims repudiated within more than 2 years	947 2						
UNIT0104000	2a: Private Hospitals who are Network Provider	New claims received during the period	810 945 4	543314	4398547188	16255	1079377192	0.00	0.00
UNIT0104000	2a: Private Hospitals who are Network Provider	Amount of claim partially disallowed owing to the Terms and Conditions of the policy	810 956 1	0.00	631082772.4	0.00	373845067.3	0.00	0.00
UNIT0104000	2a: Private Hospitals who are Network Provider	Ageing of pending claims::Claims pending for less than 1 month	810 945 5	11939	298931246	963	50478646.65	0.00	0.00
UNIT0104000	2a: Private Hospitals who are Network Provider	Ageing of pending claims::Claims pending for 1-3 months	810 945 6	3128	72845072	369	19237162.7	0.00	0.00
UNIT0104000	2a: Private Hospitals who are Network Provider	Ageing of pending claims::Claims pending for 3-6 months	810 945 7	3360	26209824	269	15288571.8	0.00	0.00
UNIT0104000	2a: Private Hospitals who are Network Provider	Ageing of pending claims::Claims pending for 6-12 months	810 945 8	971	20752090.6	277	7608813.65	0.00	0.00
UNIT0104000	2a: Private Hospitals who are Network Provider	Ageing of pending claims::Claims pending for 1-2 years	810 945 9	2966	49892926.25	138	782327.75	0.00	0.00
UNIT0104000	2a: Private Hospitals who are Network Provider	Ageing of pending claims::Claims pending for more than 2 years	810 946 0	5941	60109772.8	79	85847	0.00	0.00
UNIT0104000	2a: Private Hospitals who are Network Provider	Ageing of settled claims::Claims settled for less than 1 month	810 946 1	527997	3359658719	14117	499007487	0.00	0.00
UNIT0104000	2a: Private Hospitals who are Network Provider	Ageing of settled claims::Claims settled for 1-3 months	810 946 2	8221	437721382	1027	69329035	0.00	0.00



## IRDA Annual Report for Financial Year 2020-21

UNIT0104000	2a: Private Hospitals who are Network Provider	Ageing of settled claims::Claims settled for 3-6 months	810 946 3	2430	101657370	179	9351024	0.00	0.00
UNIT0104000	2a: Private Hospitals who are Network Provider	Ageing of settled claims::Claims settled for 6-12 months	810 946 4	1315	42275786	46	2083094	0.00	0.00
UNIT0104000	2a: Private Hospitals who are Network Provider	Ageing of settled claims::Claims settled for 1-2 years	810 946 5	164	5950565	9	342264	0.00	0.00
UNIT0104000	2a: Private Hospitals who are Network Provider	Ageing of settled claims::Claims settled for more than 2 years	810 946 6	0.00	0.00	0.00	0.00	0.00	0.00
UNIT0104000	2a: Private Hospitals who are Network Provider	Ageing of repudiated claims::Claims repudiated within 1 month	810 946 7	3767	100878505	658	40019979	0.00	0.00
UNIT0104000	2a: Private Hospitals who are Network Provider	Ageing of repudiated claims::Claims repudiated within 1-3 months	810 946 8	425	13151335	527	28841710	0.00	0.00
UNIT0104000	2a: Private Hospitals who are Network Provider	Ageing of repudiated claims::Claims repudiated within 3-6 months	810 946 9	720	10513981	588	26030490.75	0.00	0.00
UNIT0104000	2a: Private Hospitals who are Network Provider	Ageing of repudiated claims::Claims repudiated within 6-12 months	810 947 0	266	8938508	617	30226478	0.00	0.00
UNIT0104000	2a: Private Hospitals who are Network Provider	Ageing of repudiated claims::Claims repudiated within 1-2 years	810 947 1	90	5729300	358	15087853	0.00	0.00
UNIT0104000	2a: Private Hospitals who are Network Provider	Ageing of repudiated claims::claims repudiated within	810 947 2	14	1339607	32	4281673	0.00	0.00

## IRDA Annual Report for Financial Year 2020-21

		more than 2 years							
UNIT0104000	2b: Private Hospitals who are not Network Providers	New claims received during the period	810 945 4	32	2299896	25942	924717403.9	0.00	0.00
UNIT0104000	2b: Private Hospitals who are not Network Providers	Amount of claim partially disallowed owing to the Terms and Conditions of the policy	810 956 1	0.00	4619491	0.00	211878721	0.00	0.00
UNIT0104000	2b: Private Hospitals who are not Network Providers	Ageing of pending claims::Claims pending for less than 1 month	810 945 5	24	1315828	1410	52270675.66	0.00	0.00
UNIT0104000	2b: Private Hospitals who are not Network Providers	Ageing of pending claims::Claims pending for 1-3 months	810 945 6	4	26613	588	23379659.8	0.00	0.00
UNIT0104000	2b: Private Hospitals who are not Network Providers	Ageing of pending claims::Claims pending for 3-6 months	810 945 7	2	50900	1123	23832181.9	0.00	0.00
UNIT0104000	2b: Private Hospitals who are not Network Providers	Ageing of pending claims::Claims pending for 6-12 months	810 945 8	9	178942	947	15962549.35	0.00	0.00
UNIT0104000	2b: Private Hospitals who are not Network Providers	Ageing of pending claims::Claims pending for 1-2 years	810 945 9	48	0.00	168	399980.15	0.00	0.00
UNIT0104000	2b: Private Hospitals who are not Network Providers	Ageing of pending claims::Claims pending for more than 2 years	810 946 0	35	74522	105	134698.15	0.00	0.00
UNIT0104000	2b: Private Hospitals who are not Network Providers	Ageing of settled claims::Claims settled for less than 1 month	810 946 1	0.00	0.00	22472	538296973	0.00	0.00
UNIT0104000	2b: Private Hospitals who are not Network Providers	Ageing of settled claims::Claims settled for 1-3 months	810 946 2	0.00	0.00	1069	43987424	0.00	0.00
UNIT0104000	2b: Private Hospitals who are not Network Providers	Ageing of settled claims::Claims settled	810 946	0.00	0.00	238	4897453	0.00	0.00

## IRDA Annual Report for Financial Year 2020-21

	are not Network Providers								
UNIV1611000	1a: Government Hospitals who are Network Providers; Hospitals who are not Network Providers	Ageing of settled claims::Claims settled for 1-3 months	810 946 2	0.00	0.00	0.00	0.00	0.00	0.00
UNIV1611000	1a: Government Hospitals who are Network Providers; Hospitals who are not Network Providers	Ageing of settled claims::Claims settled for 3-6 months	810 946 3	0.00	0.00	0.00	0.00	0.00	0.00
UNIV1611000	1a: Government Hospitals who are Network Providers; Hospitals who are not Network Providers	Ageing of settled claims::Claims settled for 6-12 months	810 946 4	0.00	0.00	0.00	0.00	0.00	0.00
UNIV1611000	1a: Government Hospitals who are Network Providers; Hospitals who are not Network Providers	Ageing of settled claims::Claims settled for 1-2 years	810 946 5	0.00	0.00	0.00	0.00	0.00	0.00
UNIV1611000	1a: Government Hospitals who are Network Providers; Hospitals who are not Network Providers	Ageing of settled claims::Claims settled for more than 2 years	810 946 6	0.00	0.00	0.00	0.00	0.00	0.00
UNIV1611000	1a: Government Hospitals who are Network Providers; Hospitals who are not Network Providers	Ageing of repudiated claims::Claims repudiated within 1 month	810 946 7	0.00	0.00	0.00	0.00	0.00	0.00
UNIV1611000	1a: Government Hospitals who are Network Providers; Hospitals who are not Network Providers	Ageing of repudiated claims::Claims repudiated within 1-3 months	810 946 8	0.00	0.00	0.00	0.00	0.00	0.00
UNIV1611000	1a: Government Hospitals who are Network Providers; Hospitals who are not Network Providers	Ageing of repudiated claims::Claims repudiated within 3-6 months	810 946 9	0.00	0.00	0.00	0.00	0.00	0.00
UNIV1611000	1a: Government Hospitals who are Network Providers	Ageing of repudiated claims::Claims	810 947	0.00	0.00	0.00	0.00	0.00	0.00

## IRDA Annual Report for Financial Year 2020-21

	Providers; Hospitals who are not Network Providers	repudiated within 6-12 months	0						
UNIV1611000	1a: Government Hospitals who are Network Providers; Hospitals who are not Network Providers	Ageing of repudiated claims::Claims repudiated within 1-2 years	810 947 1	0.00	0.00	0.00	0.00	0.00	0.00
UNIV1611000	1a: Government Hospitals who are Network Providers; Hospitals who are not Network Providers	Ageing of repudiated claims::claims repudiated within more than 2 years	810 947 2	0.00	0.00	0.00	0.00	0.00	0.00
UNIV1611000	1b: Government Hospitals who are not Network Providers	New claims received during the period	810 945 4	0.00	0.00	0.00	0.00	0.00	0.00
UNIV1611000	1b: Government Hospitals who are not Network Providers	Amount of claim partially disallowed owing to the Terms and Conditions of the policy	810 956 1	0.00	0.00	0.00	0.00	0.00	0.00
UNIV1611000	1b: Government Hospitals who are not Network Providers	Ageing of pending claims::Claims pending for less than 1 month	810 945 5	0.00	0.00	0.00	0.00	0.00	0.00
UNIV1611000	1b: Government Hospitals who are not Network Providers	Ageing of pending claims::Claims pending for 1-3 months	810 945 6	0.00	0.00	0.00	0.00	0.00	0.00
UNIV1611000	1b: Government Hospitals who are not Network Providers	Ageing of pending claims::Claims pending for 3-6 months	810 945 7	0.00	0.00	0.00	0.00	0.00	0.00
UNIV1611000	1b: Government Hospitals who are not Network Providers	Ageing of pending claims::Claims pending for 6-12 months	810 945 8	0.00	0.00	0.00	0.00	0.00	0.00
UNIV1611000	1b: Government Hospitals who are not Network Providers	Ageing of pending claims::Claims pending for 1-2 years	810 945 9	0.00	0.00	0.00	0.00	0.00	0.00
UNIV1611000	1b: Government Hospitals who are not Network Providers	Ageing of pending claims::Claims pending	810 946	0.00	0.00	0.00	0.00	0.00	0.00

## IRDA Annual Report for Financial Year 2020-21

	are Network Provider	claims::Claims settled for less than 1 month	946 1						
UNIV1611000	2a: Private Hospitals who are Network Provider	Ageing of settled claims::Claims settled for 1-3 months	810 946 2	10	1649827	3	436349	0.00	0.00
UNIV1611000	2a: Private Hospitals who are Network Provider	Ageing of settled claims::Claims settled for 3-6 months	810 946 3	6	548427	0.00	0.00	0.00	0.00
UNIV1611000	2a: Private Hospitals who are Network Provider	Ageing of settled claims::Claims settled for 6-12 months	810 946 4	1	64374	0.00	0.00	0.00	0.00
UNIV1611000	2a: Private Hospitals who are Network Provider	Ageing of settled claims::Claims settled for 1-2 years	810 946 5	0.00	0.00	0.00	0.00	0.00	0.00
UNIV1611000	2a: Private Hospitals who are Network Provider	Ageing of settled claims::Claims settled for more than 2 years	810 946 6	0.00	0.00	0.00	0.00	0.00	0.00
UNIV1611000	2a: Private Hospitals who are Network Provider	Ageing of repudiated claims::Claims repudiated within 1 month	810 946 7	4	188916	13	1436558	0.00	0.00
UNIV1611000	2a: Private Hospitals who are Network Provider	Ageing of repudiated claims::Claims repudiated within 1-3 months	810 946 8	0.00	0.00	0.00	0.00	0.00	0.00
UNIV1611000	2a: Private Hospitals who are Network Provider	Ageing of repudiated claims::Claims repudiated within 3-6 months	810 946 9	3	388756	0.00	0.00	0.00	0.00
UNIV1611000	2a: Private Hospitals who are Network Provider	Ageing of repudiated claims::Claims repudiated within 6-12 months	810 947 0	1	191534	0.00	0.00	0.00	0.00
UNIV1611000	2a: Private Hospitals who are Network Provider	Ageing of repudiated claims::Claims	810 947	0.00	0.00	0.00	0.00	0.00	0.00

# IRDA Annual Report for Financial Year 2020-21

		for 3-6 months	3						
UNIT0104000	2b: Private Hospitals who are not Network Providers	Ageing of settled claims::Claims settled for 6-12 months	810 946 4	0.00	0.00	81	1489166	0.00	0.00
UNIT0104000	2b: Private Hospitals who are not Network Providers	Ageing of settled claims::Claims settled for 1-2 years	810 946 5	0.00	0.00	12	466349	0.00	0.00
UNIT0104000	2b: Private Hospitals who are not Network Providers	Ageing of settled claims::Claims settled for more than 2 years	810 946 6	0.00	0.00	0.00	0.00	0.00	0.00
UNIT0104000	2b: Private Hospitals who are not Network Providers	Ageing of repudiated claims::Claims repudiated within 1 month	810 946 7	2	122400	975	37624703.09	0.00	0.00
UNIT0104000	2b: Private Hospitals who are not Network Providers	Ageing of repudiated claims::Claims repudiated within 1-3 months	810 946 8	0.00	0.00	633	23536650	0.00	0.00
UNIT0104000	2b: Private Hospitals who are not Network Providers	Ageing of repudiated claims::Claims repudiated within 3-6 months	810 946 9	1	33341	849	18480403	0.00	0.00
UNIT0104000	2b: Private Hospitals who are not Network Providers	Ageing of repudiated claims::Claims repudiated within 6-12 months	810 947 0	1	77961	1450	23166822.42	0.00	0.00
UNIT0104000	2b: Private Hospitals who are not Network Providers	Ageing of repudiated claims::Claims repudiated within 1-2 years	810 947 1	0.00	0.00	1019	12827563	0.00	0.00
UNIT0104000	2b: Private Hospitals who are not Network Providers	Ageing of repudiated claims::claims repudiated within more than 2 years	810 947 2	0.00	0.00	45	870868	0.00	0.00
UNIV1611000	1a: Government Hospitals	New claims received	810	0.00	0.00	0.00	0.00	0.00	0.00

## IRDA Annual Report for Financial Year 2020-21

	who are Network Providers; Hospitals who are not Network Providers	during the period	945 4						
UNIV1611000	1a: Government Hospitals who are Network Providers; Hospitals who are not Network Providers	Amount of claim partially disallowed owing to the Terms and Conditions of the policy	810 956 1	0.00	0.00	0.00	0.00	0.00	0.00
UNIV1611000	1a: Government Hospitals who are Network Providers; Hospitals who are not Network Providers	Ageing of pending claims::Claims pending for less than 1 month	810 945 5	0.00	0.00	0.00	0.00	0.00	0.00
UNIV1611000	1a: Government Hospitals who are Network Providers; Hospitals who are not Network Providers	Ageing of pending claims::Claims pending for 1-3 months	810 945 6	0.00	0.00	0.00	0.00	0.00	0.00
UNIV1611000	1a: Government Hospitals who are Network Providers; Hospitals who are not Network Providers	Ageing of pending claims::Claims pending for 3-6 months	810 945 7	0.00	0.00	0.00	0.00	0.00	0.00
UNIV1611000	1a: Government Hospitals who are Network Providers; Hospitals who are not Network Providers	Ageing of pending claims::Claims pending for 6-12 months	810 945 8	0.00	0.00	0.00	0.00	0.00	0.00
UNIV1611000	1a: Government Hospitals who are Network Providers; Hospitals who are not Network Providers	Ageing of pending claims::Claims pending for 1-2 years	810 945 9	0.00	0.00	0.00	0.00	0.00	0.00
UNIV1611000	1a: Government Hospitals who are Network Providers; Hospitals who are not Network Providers	Ageing of pending claims::Claims pending for more than 2 years	810 946 0	0.00	0.00	0.00	0.00	0.00	0.00
UNIV1611000	1a: Government Hospitals who are Network Providers; Hospitals who	Ageing of settled claims::Claims settled for less than 1 month	810 946 1	0.00	0.00	0.00	0.00	0.00	0.00

## IRDA Annual Report for Financial Year 2020-21

	Providers	for more than 2 years	0						
UNIV1611000	1b: Government Hospitals who are not Network Providers	Ageing of settled claims::Claims settled for less than 1 month	810 946 1	0.00	0.00	0.00	0.00	0.00	0.00
UNIV1611000	1b: Government Hospitals who are not Network Providers	Ageing of settled claims::Claims settled for 1-3 months	810 946 2	0.00	0.00	0.00	0.00	0.00	0.00
UNIV1611000	1b: Government Hospitals who are not Network Providers	Ageing of settled claims::Claims settled for 3-6 months	810 946 3	0.00	0.00	0.00	0.00	0.00	0.00
UNIV1611000	1b: Government Hospitals who are not Network Providers	Ageing of settled claims::Claims settled for 6-12 months	810 946 4	0.00	0.00	0.00	0.00	0.00	0.00
UNIV1611000	1b: Government Hospitals who are not Network Providers	Ageing of settled claims::Claims settled for 1-2 years	810 946 5	0.00	0.00	0.00	0.00	0.00	0.00
UNIV1611000	1b: Government Hospitals who are not Network Providers	Ageing of settled claims::Claims settled for more than 2 years	810 946 6	0.00	0.00	0.00	0.00	0.00	0.00
UNIV1611000	1b: Government Hospitals who are not Network Providers	Ageing of repudiated claims::Claims repudiated within 1 month	810 946 7	0.00	0.00	0.00	0.00	0.00	0.00
UNIV1611000	1b: Government Hospitals who are not Network Providers	Ageing of repudiated claims::Claims repudiated within 1-3 months	810 946 8	0.00	0.00	0.00	0.00	0.00	0.00
UNIV1611000	1b: Government Hospitals who are not Network Providers	Ageing of repudiated claims::Claims repudiated within 3-6 months	810 946 9	0.00	0.00	0.00	0.00	0.00	0.00
UNIV1611000	1b: Government Hospitals who are not Network Providers	Ageing of repudiated claims::Claims repudiated within 6-12 months	810 947 0	0.00	0.00	0.00	0.00	0.00	0.00



## IRDA Annual Report for Financial Year 2020-21

UNIV1611000	1b: Government Hospitals who are not Network Providers	Ageing of repudiated claims::Claims repudiated within 1-2 years	810 947 1	0.00	0.00	0.00	0.00	0.00	0.00
UNIV1611000	1b: Government Hospitals who are not Network Providers	Ageing of repudiated claims::claims repudiated within more than 2 years	810 947 2	0.00	0.00	0.00	0.00	0.00	0.00
UNIV1611000	2a: Private Hospitals who are Network Provider	New claims received during the period	810 945 4	111	16234497.95	148	11481740.95	0.00	0.00
UNIV1611000	2a: Private Hospitals who are Network Provider	Amount of claim partially disallowed owing to the Terms and Conditions of the policy	810 956 1	0.00	2228252	0.00	2095052	0.00	0.00
UNIV1611000	2a: Private Hospitals who are Network Provider	Ageing of pending claims::Claims pending for less than 1 month	810 945 5	19	1438328	18	1082295.75	0.00	0.00
UNIV1611000	2a: Private Hospitals who are Network Provider	Ageing of pending claims::Claims pending for 1-3 months	810 945 6	2	524527	0.00	0.00	0.00	0.00
UNIV1611000	2a: Private Hospitals who are Network Provider	Ageing of pending claims::Claims pending for 3-6 months	810 945 7	9	1850591	3	102505	0.00	0.00
UNIV1611000	2a: Private Hospitals who are Network Provider	Ageing of pending claims::Claims pending for 6-12 months	810 945 8	2	100000	1	250	0.00	0.00
UNIV1611000	2a: Private Hospitals who are Network Provider	Ageing of pending claims::Claims pending for 1-2 years	810 945 9	10	710070.7	0.00	0.00	0.00	0.00
UNIV1611000	2a: Private Hospitals who are Network Provider	Ageing of pending claims::Claims pending for more than 2 years	810 946 0	130	4253204.5	0.00	0.00	0.00	0.00
UNIV1611000	2a: Private Hospitals who	Ageing of settled	810	153	12430482	118	6542353	0.00	0.00

## IRDA Annual Report for Financial Year 2020-21

		repudiated within 1-2 years	1						
UNIV1611000	2a: Private Hospitals who are Network Provider	Ageing of repudiated claims::claims repudiated within more than 2 years	810 947 2	0.00	0.00	0.00	0.00	0.00	0.00
UNIV1611000	2b: Private Hospitals who are not Network Providers	New claims received during the period	810 945 4	0.00	0.00	125	6818370.7	0.00	0.00
UNIV1611000	2b: Private Hospitals who are not Network Providers	Amount of claim partially disallowed owing to the Terms and Conditions of the policy	810 956 1	0.00	19149	0.00	1408523	0.00	0.00
UNIV1611000	2b: Private Hospitals who are not Network Providers	Ageing of pending claims::Claims pending for less than 1 month	810 945 5	0.00	0.00	6	189559.05	0.00	0.00
UNIV1611000	2b: Private Hospitals who are not Network Providers	Ageing of pending claims::Claims pending for 1-3 months	810 945 6	0.00	0.00	2	40747	0.00	0.00
UNIV1611000	2b: Private Hospitals who are not Network Providers	Ageing of pending claims::Claims pending for 3-6 months	810 945 7	0.00	0.00	4	10000	0.00	0.00
UNIV1611000	2b: Private Hospitals who are not Network Providers	Ageing of pending claims::Claims pending for 6-12 months	810 945 8	0.00	0.00	3	87261.15	0.00	0.00
UNIV1611000	2b: Private Hospitals who are not Network Providers	Ageing of pending claims::Claims pending for 1-2 years	810 945 9	0.00	0.00	0.00	0.00	0.00	0.00
UNIV1611000	2b: Private Hospitals who are not Network Providers	Ageing of pending claims::Claims pending for more than 2 years	810 946 0	2	0.00	3	0.00	0.00	0.00
UNIV1611000	2b: Private Hospitals who are not Network Providers	Ageing of settled claims::Claims settled for less than 1 month	810 946 1	0.00	0.00	100	4725317	0.00	0.00

## IRDA Annual Report for Financial Year 2020-21

UNIV1611000	2b: Private Hospitals who are not Network Providers	Ageing of settled claims::Claims settled for 1-3 months	810 946 2	0.00	0.00	3	177324	0.00	0.00
UNIV1611000	2b: Private Hospitals who are not Network Providers	Ageing of settled claims::Claims settled for 3-6 months	810 946 3	0.00	0.00	0.00	0.00	0.00	0.00
UNIV1611000	2b: Private Hospitals who are not Network Providers	Ageing of settled claims::Claims settled for 6-12 months	810 946 4	0.00	0.00	0.00	0.00	0.00	0.00
UNIV1611000	2b: Private Hospitals who are not Network Providers	Ageing of settled claims::Claims settled for 1-2 years	810 946 5	0.00	0.00	0.00	0.00	0.00	0.00
UNIV1611000	2b: Private Hospitals who are not Network Providers	Ageing of settled claims::Claims settled for more than 2 years	810 946 6	0.00	0.00	0.00	0.00	0.00	0.00
UNIV1611000	2b: Private Hospitals who are not Network Providers	Ageing of repudiated claims::Claims repudiated within 1 month	810 946 7	0.00	0.00	10	270197	0.00	0.00
UNIV1611000	2b: Private Hospitals who are not Network Providers	Ageing of repudiated claims::Claims repudiated within 1-3 months	810 946 8	2	30655	0.00	0.00	0.00	0.00
UNIV1611000	2b: Private Hospitals who are not Network Providers	Ageing of repudiated claims::Claims repudiated within 3-6 months	810 946 9	0.00	0.00	0.00	0.00	0.00	0.00
UNIV1611000	2b: Private Hospitals who are not Network Providers	Ageing of repudiated claims::Claims repudiated within 6-12 months	810 947 0	0.00	0.00	1	7710	0.00	0.00
UNIV1611000	2b: Private Hospitals who are not Network Providers	Ageing of repudiated claims::Claims repudiated within 1-2 years	810 947 1	0.00	0.00	0.00	0.00	0.00	0.00

## IRDA Annual Report for Financial Year 2020-21

UNIV1611000	2b: Private Hospitals who are not Network Providers	Ageing of repudiated claims::claims repudiated within more than 2 years	810 947 2	0.00	0.00	0.00	0.00	0.00	0.00
EDEL0203000	1a: Government Hospitals who are Network Providers; Hospitals who are not Network Providers	New claims received during the period	810 945 4	0.00	0.00	0.00	0.00	0.00	0.00
EDEL0203000	1a: Government Hospitals who are Network Providers; Hospitals who are not Network Providers	Amount of claim partially disallowed owing to the Terms and Conditions of the policy	810 956 1	0.00	0.00	0.00	0.00	0.00	0.00
EDEL0203000	1a: Government Hospitals who are Network Providers; Hospitals who are not Network Providers	Ageing of pending claims::Claims pending for less than 1 month	810 945 5	0.00	0.00	0.00	0.00	0.00	0.00
EDEL0203000	1a: Government Hospitals who are Network Providers; Hospitals who are not Network Providers	Ageing of pending claims::Claims pending for 1-3 months	810 945 6	0.00	0.00	0.00	0.00	0.00	0.00
EDEL0203000	1a: Government Hospitals who are Network Providers; Hospitals who are not Network Providers	Ageing of pending claims::Claims pending for 3-6 months	810 945 7	0.00	0.00	0.00	0.00	0.00	0.00
EDEL0203000	1a: Government Hospitals who are Network Providers; Hospitals who are not Network Providers	Ageing of pending claims::Claims pending for 6-12 months	810 945 8	0.00	0.00	0.00	0.00	0.00	0.00
EDEL0203000	1a: Government Hospitals who are Network Providers; Hospitals who are not Network Providers	Ageing of pending claims::Claims pending for 1-2 years	810 945 9	0.00	0.00	0.00	0.00	0.00	0.00
EDEL0203000	1a: Government Hospitals who are Network	Ageing of pending claims::Claims pending	810 946	0.00	0.00	0.00	0.00	0.00	0.00

## IRDA Annual Report for Financial Year 2020-21


	Providers; Hospitals who are not Network Providers	for more than 2 years	0						
EDEL0203000	1a: Government Hospitals who are Network Providers; Hospitals who are not Network Providers	Ageing of settled claims::Claims settled for less than 1 month	810 946 1	0.00	0.00	0.00	0.00	0.00	0.00
EDEL0203000	1a: Government Hospitals who are Network Providers; Hospitals who are not Network Providers	Ageing of settled claims::Claims settled for 1-3 months	810 946 2	0.00	0.00	0.00	0.00	0.00	0.00
EDEL0203000	1a: Government Hospitals who are Network Providers; Hospitals who are not Network Providers	Ageing of settled claims::Claims settled for 3-6 months	810 946 3	0.00	0.00	0.00	0.00	0.00	0.00
EDEL0203000	1a: Government Hospitals who are Network Providers; Hospitals who are not Network Providers	Ageing of settled claims::Claims settled for 6-12 months	810 946 4	0.00	0.00	0.00	0.00	0.00	0.00
EDEL0203000	1a: Government Hospitals who are Network Providers; Hospitals who are not Network Providers	Ageing of settled claims::Claims settled for 1-2 years	810 946 5	0.00	0.00	0.00	0.00	0.00	0.00
EDEL0203000	1a: Government Hospitals who are Network Providers; Hospitals who are not Network Providers	Ageing of settled claims::Claims settled for more than 2 years	810 946 6	0.00	0.00	0.00	0.00	0.00	0.00
EDEL0203000	1a: Government Hospitals who are Network Providers; Hospitals who are not Network Providers	Ageing of repudiated claims::Claims repudiated within 1 month	810 946 7	0.00	0.00	0.00	0.00	0.00	0.00
EDEL0203000	1a: Government Hospitals who are Network Providers; Hospitals who are not Network Providers	Ageing of repudiated claims::Claims repudiated within 1-3 months	810 946 8	0.00	0.00	0.00	0.00	0.00	0.00
EDEL0203000	1a: Government Hospitals	Ageing of repudiated	810	0.00	0.00	0.00	0.00	0.00	0.00

## IRDA Annual Report for Financial Year 2020-21

	who are Network Providers; Hospitals who are not Network Providers	claims::Claims repudiated within 3-6 months	946 9						
EDEL0203000	1a: Government Hospitals who are Network Providers; Hospitals who are not Network Providers	Ageing of repudiated claims::Claims repudiated within 6-12 months	810 947 0	0.00	0.00	0.00	0.00	0.00	0.00
EDEL0203000	1a: Government Hospitals who are Network Providers; Hospitals who are not Network Providers	Ageing of repudiated claims::Claims repudiated within 1-2 years	810 947 1	0.00	0.00	0.00	0.00	0.00	0.00
EDEL0203000	1a: Government Hospitals who are Network Providers; Hospitals who are not Network Providers	Ageing of repudiated claims::claims repudiated within more than 2 years	810 947 2	0.00	0.00	0.00	0.00	0.00	0.00
EDEL0203000	1b: Government Hospitals who are not Network Providers	New claims received during the period	810 945 4	0.00	0.00	0.00	0.00	0.00	0.00
EDEL0203000	1b: Government Hospitals who are not Network Providers	Amount of claim partially disallowed owing to the Terms and Conditions of the policy	810 956 1	0.00	0.00	0.00	0.00	0.00	0.00
EDEL0203000	1b: Government Hospitals who are not Network Providers	Ageing of pending claims::Claims pending for less than 1 month	810 945 5	0.00	0.00	0.00	0.00	0.00	0.00
EDEL0203000	1b: Government Hospitals who are not Network Providers	Ageing of pending claims::Claims pending for 1-3 months	810 945 6	0.00	0.00	0.00	0.00	0.00	0.00
EDEL0203000	1b: Government Hospitals who are not Network Providers	Ageing of pending claims::Claims pending for 3-6 months	810 945 7	0.00	0.00	0.00	0.00	0.00	0.00
EDEL0203000	1b: Government Hospitals who are not Network Providers	Ageing of pending claims::Claims pending for 6-12 months	810 945 8	0.00	0.00	0.00	0.00	0.00	0.00

# IRDA Annual Report for Financial Year 2020-21

EDEL0203000	1b: Government Hospitals who are not Network Providers	Ageing of pending claims::Claims pending for 1-2 years	810 945 9	0.00	0.00	0.00	0.00	0.00	0.00
EDEL0203000	1b: Government Hospitals who are not Network Providers	Ageing of pending claims::Claims pending for more than 2 years	810 946 0	0.00	0.00	0.00	0.00	0.00	0.00
EDEL0203000	1b: Government Hospitals who are not Network Providers	Ageing of settled claims::Claims settled for less than 1 month	810 946 1	0.00	0.00	0.00	0.00	0.00	0.00
EDEL0203000	1b: Government Hospitals who are not Network Providers	Ageing of settled claims::Claims settled for 1-3 months	810 946 2	0.00	0.00	0.00	0.00	0.00	0.00
EDEL0203000	1b: Government Hospitals who are not Network Providers	Ageing of settled claims::Claims settled for 3-6 months	810 946 3	0.00	0.00	0.00	0.00	0.00	0.00
EDEL0203000	1b: Government Hospitals who are not Network Providers	Ageing of settled claims::Claims settled for 6-12 months	810 946 4	0.00	0.00	0.00	0.00	0.00	0.00
EDEL0203000	1b: Government Hospitals who are not Network Providers	Ageing of settled claims::Claims settled for 1-2 years	810 946 5	0.00	0.00	0.00	0.00	0.00	0.00
EDEL0203000	1b: Government Hospitals who are not Network Providers	Ageing of settled claims::Claims settled for more than 2 years	810 946 6	0.00	0.00	0.00	0.00	0.00	0.00
EDEL0203000	1b: Government Hospitals who are not Network Providers	Ageing of repudiated claims::Claims repudiated within 1 month	810 946 7	0.00	0.00	0.00	0.00	0.00	0.00
EDEL0203000	1b: Government Hospitals who are not Network Providers	Ageing of repudiated claims::Claims repudiated within 1-3 months	810 946 8	0.00	0.00	0.00	0.00	0.00	0.00
EDEL0203000	1b: Government Hospitals who are not Network Providers	Ageing of repudiated claims::Claims repudiated within 3-6	810 946 9	0.00	0.00	0.00	0.00	0.00	0.00




# IRDA Annual Report for Financial Year 2020-21

		months							
EDEL0203000	1b: Government Hospitals who are not Network Providers	Ageing of repudiated claims::Claims repudiated within 6-12 months	810 947 0	0.00	0.00	0.00	0.00	0.00	0.00
EDEL0203000	1b: Government Hospitals who are not Network Providers	Ageing of repudiated claims::Claims repudiated within 1-2 years	810 947 1	0.00	0.00	0.00	0.00	0.00	0.00
EDEL0203000	1b: Government Hospitals who are not Network Providers	Ageing of repudiated claims::claims repudiated within more than 2 years	810 947 2	0.00	0.00	0.00	0.00	0.00	0.00
EDEL0203000	2a: Private Hospitals who are Network Provider	New claims received during the period	810 945 4	284	38403387.13	359	30289608.7	0.00	0.00
EDEL0203000	2a: Private Hospitals who are Network Provider	Amount of claim partially disallowed owing to the Terms and Conditions of the policy	810 956 1	0.00	12860236.38	0.00	13894904	0.00	0.00
EDEL0203000	2a: Private Hospitals who are Network Provider	Ageing of pending claims::Claims pending for less than 1 month	810 945 5	6	361633	3	82120.4	0.00	0.00
EDEL0203000	2a: Private Hospitals who are Network Provider	Ageing of pending claims::Claims pending for 1-3 months	810 945 6	0.00	0.00	1	12159	0.00	0.00
EDEL0203000	2a: Private Hospitals who are Network Provider	Ageing of pending claims::Claims pending for 3-6 months	810 945 7	1	36100	3	113581.4	0.00	0.00
EDEL0203000	2a: Private Hospitals who are Network Provider	Ageing of pending claims::Claims pending for 6-12 months	810 945 8	4	395860	1	0.00	0.00	0.00
EDEL0203000	2a: Private Hospitals who are Network Provider	Ageing of pending claims::Claims pending	810 945	0.00	0.00	0.00	0.00	0.00	0.00




# IRDA Annual Report for Financial Year 2020-21

		for 1-2 years	9						
EDEL0203000	2a: Private Hospitals who are Network Provider	Ageing of pending claims::Claims pending for more than 2 years	810 946 0	0.00	0.00	0.00	0.00	0.00	0.00
EDEL0203000	2a: Private Hospitals who are Network Provider	Ageing of settled claims::Claims settled for less than 1 month	810 946 1	485	40220653	341	16296180	0.00	0.00
EDEL0203000	2a: Private Hospitals who are Network Provider	Ageing of settled claims::Claims settled for 1-3 months	810 946 2	24	2040805	4	48308	0.00	0.00
EDEL0203000	2a: Private Hospitals who are Network Provider	Ageing of settled claims::Claims settled for 3-6 months	810 946 3	0.00	0.00	0.00	0.00	0.00	0.00
EDEL0203000	2a: Private Hospitals who are Network Provider	Ageing of settled claims::Claims settled for 6-12 months	810 946 4	0.00	0.00	0.00	0.00	0.00	0.00
EDEL0203000	2a: Private Hospitals who are Network Provider	Ageing of settled claims::Claims settled for 1-2 years	810 946 5	0.00	0.00	0.00	0.00	0.00	0.00
EDEL0203000	2a: Private Hospitals who are Network Provider	Ageing of settled claims::Claims settled for more than 2 years	810 946 6	0.00	0.00	0.00	0.00	0.00	0.00
EDEL0203000	2a: Private Hospitals who are Network Provider	Ageing of repudiated claims::Claims repudiated within 1 month	810 946 7	1	73963	46	2260649	0.00	0.00
EDEL0203000	2a: Private Hospitals who are Network Provider	Ageing of repudiated claims::Claims repudiated within 1-3 months	810 946 8	0.00	0.00	14	615130	0.00	0.00
EDEL0203000	2a: Private Hospitals who are Network Provider	Ageing of repudiated claims::Claims repudiated within 3-6 months	810 946 9	1	80000	1	68110	0.00	0.00
EDEL0203000	2a: Private Hospitals who	Ageing of repudiated	810	0.00	0.00			0.00	0.00





## IRDA Annual Report for Financial Year 2020-21

	are Network Provider	claims::Claims repudiated within 6-12 months	947 0						
EDEL0203000	2a: Private Hospitals who are Network Provider	Ageing of repudiated claims::Claims repudiated within 1-2 years	810 947 1	0.00	0.00	0.00	0.00	0.00	0.00
EDEL0203000	2a: Private Hospitals who are Network Provider	Ageing of repudiated claims::claims repudiated within more than 2 years	810 947 2	0.00	0.00	0.00	0.00	0.00	0.00
EDEL0203000	2b: Private Hospitals who are not Network Providers	New claims received during the period	810 945 4	0.00	0.00	487	30328322.7	0.00	0.00
EDEL0203000	2b: Private Hospitals who are not Network Providers	Amount of claim partially disallowed owing to the Terms and Conditions of the policy	810 956 1	0.00	0.00	0.00	10396625	0.00	0.00
EDEL0203000	2b: Private Hospitals who are not Network Providers	Ageing of pending claims::Claims pending for less than 1 month	810 945 5	0.00	0.00	3	125350.5	0.00	0.00
EDEL0203000	2b: Private Hospitals who are not Network Providers	Ageing of pending claims::Claims pending for 1-3 months	810 945 6	0.00	0.00	0.00	0.00	0.00	0.00
EDEL0203000	2b: Private Hospitals who are not Network Providers	Ageing of pending claims::Claims pending for 3-6 months	810 945 7	0.00	0.00	7	90719	0.00	0.00
EDEL0203000	2b: Private Hospitals who are not Network Providers	Ageing of pending claims::Claims pending for 6-12 months	810 945 8	0.00	0.00	5	195012.5	0.00	0.00
EDEL0203000	2b: Private Hospitals who are not Network Providers	Ageing of pending claims::Claims pending for 1-2 years	810 945 9	0.00	0.00	0.00	0.00	0.00	0.00
EDEL0203000	2b: Private Hospitals who	Ageing of pending	810	0.00	0.00	0.00	0.00	0.00	0.00




# IRDA Annual Report for Financial Year 2020-21

	are not Network Providers	claims::Claims pending for more than 2 years	946 0						
EDEL0203000	2b: Private Hospitals who are not Network Providers	Ageing of settled claims::Claims settled for less than 1 month	810 946 1	0.00	0.00	437	17827701	0.00	0.00
EDEL0203000	2b: Private Hospitals who are not Network Providers	Ageing of settled claims::Claims settled for 1-3 months	810 946 2	0.00	0.00	4	57214	0.00	0.00
EDEL0203000	2b: Private Hospitals who are not Network Providers	Ageing of settled claims::Claims settled for 3-6 months	810 946 3	0.00	0.00	1	71367	0.00	0.00
EDEL0203000	2b: Private Hospitals who are not Network Providers	Ageing of settled claims::Claims settled for 6-12 months	810 946 4	0.00	0.00	0.00	0.00	0.00	0.00
EDEL0203000	2b: Private Hospitals who are not Network Providers	Ageing of settled claims::Claims settled for 1-2 years	810 946 5	0.00	0.00	0.00	0.00	0.00	0.00
EDEL0203000	2b: Private Hospitals who are not Network Providers	Ageing of settled claims::Claims settled for more than 2 years	810 946 6	0.00	0.00	0.00	0.00	0.00	0.00
EDEL0203000	2b: Private Hospitals who are not Network Providers	Ageing of repudiated claims::Claims repudiated within 1 month	810 946 7	0.00	0.00	45	1685140	0.00	0.00
EDEL0203000	2b: Private Hospitals who are not Network Providers	Ageing of repudiated claims::Claims repudiated within 1-3 months	810 946 8	0.00	0.00	39	1305542	0.00	0.00
EDEL0203000	2b: Private Hospitals who are not Network Providers	Ageing of repudiated claims::Claims repudiated within 3-6 months	810 946 9	0.00	0.00	8	331276	0.00	0.00
EDEL0203000	2b: Private Hospitals who are not Network Providers	Ageing of repudiated claims::Claims repudiated within 6-12	810 947 0	0.00	0.00	2		0.00	0.00




# IRDA Annual Report for Financial Year 2020-21

		months							
EDEL0203000	2b: Private Hospitals who are not Network Providers	Ageing of repudiated claims::Claims repudiated within 1-2 years	810 947 1	0.00	0.00	0.00	0.00	0.00	0.00
EDEL0203000	2b: Private Hospitals who are not Network Providers	Ageing of repudiated claims::claims repudiated within more than 2 years	810 947 2	0.00	0.00	0.00	0.00	0.00	0.00
MAGM2205000	1a: Government Hospitals who are Network Providers; Hospitals who are not Network Providers	New claims received during the period	810 945 4	0.00	0.00	0.00	0.00	0.00	0.00
MAGM2205000	1a: Government Hospitals who are Network Providers; Hospitals who are not Network Providers	Amount of claim partially disallowed owing to the Terms and Conditions of the policy	810 956 1	0.00	0.00	0.00	0.00	0.00	0.00
MAGM2205000	1a: Government Hospitals who are Network Providers; Hospitals who are not Network Providers	Ageing of pending claims::Claims pending for less than 1 month	810 945 5	0.00	0.00	0.00	0.00	0.00	0.00
MAGM2205000	1a: Government Hospitals who are Network Providers; Hospitals who are not Network Providers	Ageing of pending claims::Claims pending for 1-3 months	810 945 6	0.00	0.00	0.00	0.00	0.00	0.00
MAGM2205000	1a: Government Hospitals who are Network Providers; Hospitals who are not Network Providers	Ageing of pending claims::Claims pending for 3-6 months	810 945 7	0.00	0.00	0.00	0.00	0.00	0.00
MAGM2205000	1a: Government Hospitals who are Network Providers; Hospitals who are not Network Providers	Ageing of pending claims::Claims pending for 6-12 months	810 945 8	0.00	0.00	0.00	0.00	0.00	0.00
MAGM2205000	1a: Government Hospitals	Ageing of pending	810	0.00	0.00	0.00	0.00	0.00	0.00





# IRDA Annual Report for Financial Year 2020-21

	who are Network Providers; Hospitals who are not Network Providers	claims::Claims pending for 1-2 years	945 9						
MAGM2205000	1a: Government Hospitals who are Network Providers; Hospitals who are not Network Providers	Ageing of pending claims::Claims pending for more than 2 years	810 946 0	0.00	0.00	0.00	0.00	0.00	0.00
MAGM2205000	1a: Government Hospitals who are Network Providers; Hospitals who are not Network Providers	Ageing of settled claims::Claims settled for less than 1 month	810 946 1	0.00	0.00	0.00	0.00	0.00	0.00
MAGM2205000	1a: Government Hospitals who are Network Providers; Hospitals who are not Network Providers	Ageing of settled claims::Claims settled for 1-3 months	810 946 2	0.00	0.00	0.00	0.00	0.00	0.00
MAGM2205000	1a: Government Hospitals who are Network Providers; Hospitals who are not Network Providers	Ageing of settled claims::Claims settled for 3-6 months	810 946 3	0.00	0.00	0.00	0.00	0.00	0.00
MAGM2205000	1a: Government Hospitals who are Network Providers; Hospitals who are not Network Providers	Ageing of settled claims::Claims settled for 6-12 months	810 946 4	0.00	0.00	0.00	0.00	0.00	0.00
MAGM2205000	1a: Government Hospitals who are Network Providers; Hospitals who are not Network Providers	Ageing of settled claims::Claims settled for 1-2 years	810 946 5	0.00	0.00	0.00	0.00	0.00	0.00
MAGM2205000	1a: Government Hospitals who are Network Providers; Hospitals who are not Network Providers	Ageing of settled claims::Claims settled for more than 2 years	810 946 6	0.00	0.00	0.00	0.00	0.00	0.00
MAGM2205000	1a: Government Hospitals who are Network Providers; Hospitals who are not Network Providers	Ageing of repudiated claims::Claims repudiated within 1 month	810 946 7	0.00	0.00	0.00	0.00	0.00	0.00




## IRDA Annual Report for Financial Year 2020-21

MAGM2205000	1a: Government Hospitals who are Network Providers; Hospitals who are not Network Providers	Ageing of repudiated claims::Claims repudiated within 1-3 months	810 946 8	0.00	0.00	0.00	0.00	0.00	0.00
MAGM2205000	1a: Government Hospitals who are Network Providers; Hospitals who are not Network Providers	Ageing of repudiated claims::Claims repudiated within 3-6 months	810 946 9	0.00	0.00	0.00	0.00	0.00	0.00
MAGM2205000	1a: Government Hospitals who are Network Providers; Hospitals who are not Network Providers	Ageing of repudiated claims::Claims repudiated within 6-12 months	810 947 0	0.00	0.00	0.00	0.00	0.00	0.00
MAGM2205000	1a: Government Hospitals who are Network Providers; Hospitals who are not Network Providers	Ageing of repudiated claims::Claims repudiated within 1-2 years	810 947 1	0.00	0.00	0.00	0.00	0.00	0.00
MAGM2205000	1a: Government Hospitals who are Network Providers; Hospitals who are not Network Providers	Ageing of repudiated claims::claims repudiated within more than 2 years	810 947 2	0.00	0.00	0.00	0.00	0.00	0.00
MAGM2205000	1b: Government Hospitals who are not Network Providers	New claims received during the period	810 945 4	0.00	0.00	1	8000	0.00	0.00
MAGM2205000	1b: Government Hospitals who are not Network Providers	Amount of claim partially disallowed owing to the Terms and Conditions of the policy	810 956 1	0.00	0.00	0.00	0.00	0.00	0.00
MAGM2205000	1b: Government Hospitals who are not Network Providers	Ageing of pending claims::Claims pending for less than 1 month	810 945 5	0.00	0.00	0.00	0.00	0.00	0.00
MAGM2205000	1b: Government Hospitals who are not Network Providers	Ageing of pending claims::Claims pending for 1-3 months	810 945 6	0.00	0.00	0.00	0.00	0.00	0.00
MAGM2205000	1b: Government Hospitals	Ageing of pending	810	0.00	0.00	0.00	0.00	0.00	0.00





# IRDA Annual Report for Financial Year 2020-21

	who are not Network Providers	claims::Claims pending for 3-6 months	945 7						
MAGM2205000	1b: Government Hospitals who are not Network Providers	Ageing of pending claims::Claims pending for 6-12 months	810 945 8	0.00	0.00	0.00	0.00	0.00	0.00
MAGM2205000	1b: Government Hospitals who are not Network Providers	Ageing of pending claims::Claims pending for 1-2 years	810 945 9	0.00	0.00	0.00	0.00	0.00	0.00
MAGM2205000	1b: Government Hospitals who are not Network Providers	Ageing of pending claims::Claims pending for more than 2 years	810 946 0	0.00	0.00	0.00	0.00	0.00	0.00
MAGM2205000	1b: Government Hospitals who are not Network Providers	Ageing of settled claims::Claims settled for less than 1 month	810 946 1	0.00	0.00	1	8000	0.00	0.00
MAGM2205000	1b: Government Hospitals who are not Network Providers	Ageing of settled claims::Claims settled for 1-3 months	810 946 2	0.00	0.00	0.00	0.00	0.00	0.00
MAGM2205000	1b: Government Hospitals who are not Network Providers	Ageing of settled claims::Claims settled for 3-6 months	810 946 3	0.00	0.00	0.00	0.00	0.00	0.00
MAGM2205000	1b: Government Hospitals who are not Network Providers	Ageing of settled claims::Claims settled for 6-12 months	810 946 4	0.00	0.00	0.00	0.00	0.00	0.00
MAGM2205000	1b: Government Hospitals who are not Network Providers	Ageing of settled claims::Claims settled for 1-2 years	810 946 5	0.00	0.00	0.00	0.00	0.00	0.00
MAGM2205000	1b: Government Hospitals who are not Network Providers	Ageing of settled claims::Claims settled for more than 2 years	810 946 6	0.00	0.00	0.00	0.00	0.00	0.00
MAGM2205000	1b: Government Hospitals who are not Network Providers	Ageing of repudiated claims::Claims repudiated within 1 month	810 946 7	0.00	0.00	0.00	0.00	0.00	0.00
MAGM2205000	1b: Government Hospitals who are not Network Providers	Ageing of repudiated claims::Claims	810 946	0.00	0.00	0.00	0.00	0.00	0.00



# IRDA Annual Report for Financial Year 2020-21


	Providers	repudiated within 1-3 months	8						
MAGM2205000	1b: Government Hospitals who are not Network Providers	Ageing of repudiated claims::Claims repudiated within 3-6 months	810 946 9	0.00	0.00	0.00	0.00	0.00	0.00
MAGM2205000	1b: Government Hospitals who are not Network Providers	Ageing of repudiated claims::Claims repudiated within 6-12 months	810 947 0	0.00	0.00	0.00	0.00	0.00	0.00
MAGM2205000	1b: Government Hospitals who are not Network Providers	Ageing of repudiated claims::Claims repudiated within 1-2 years	810 947 1	0.00	0.00	0.00	0.00	0.00	0.00
MAGM2205000	1b: Government Hospitals who are not Network Providers	Ageing of repudiated claims::claims repudiated within more than 2 years	810 947 2	0.00	0.00	0.00	0.00	0.00	0.00
MAGM2205000	2a: Private Hospitals who are Network Provider	New claims received during the period	810 945 4	18	2505805	21	2409262.82	0.00	0.00
MAGM2205000	2a: Private Hospitals who are Network Provider	Amount of claim partially disallowed owing to the Terms and Conditions of the policy	810 956 1	0.00	285220	0.00	1316106	0.00	0.00
MAGM2205000	2a: Private Hospitals who are Network Provider	Ageing of pending claims::Claims pending for less than 1 month	810 945 5	1	300000	6	190426.8	0.00	0.00
MAGM2205000	2a: Private Hospitals who are Network Provider	Ageing of pending claims::Claims pending for 1-3 months	810 945 6	1	71498	1	22636	0.00	0.00
MAGM2205000	2a: Private Hospitals who are Network Provider	Ageing of pending claims::Claims pending for 3-6 months	810 945 7	0.00	0.00	0.00	0.00	0.00	0.00






# IRDA Annual Report for Financial Year 2020-21

MAGM2205000	2a: Private Hospitals who are Network Provider	Ageing of pending claims::Claims pending for 6-12 months	810 945 8	0.00	0.00	0.00	0.00	0.00	0.00
MAGM2205000	2a: Private Hospitals who are Network Provider	Ageing of pending claims::Claims pending for 1-2 years	810 945 9	0.00	0.00	0.00	0.00	0.00	0.00
MAGM2205000	2a: Private Hospitals who are Network Provider	Ageing of pending claims::Claims pending for more than 2 years	810 946 0	0.00	0.00	0.00	0.00	0.00	0.00
MAGM2205000	2a: Private Hospitals who are Network Provider	Ageing of settled claims::Claims settled for less than 1 month	810 946 1	9	1221496	14	880094	0.00	0.00
MAGM2205000	2a: Private Hospitals who are Network Provider	Ageing of settled claims::Claims settled for 1-3 months	810 946 2	5	443005	0.00	0.00	0.00	0.00
MAGM2205000	2a: Private Hospitals who are Network Provider	Ageing of settled claims::Claims settled for 3-6 months	810 946 3	2	184586	0.00	0.00	0.00	0.00
MAGM2205000	2a: Private Hospitals who are Network Provider	Ageing of settled claims::Claims settled for 6-12 months	810 946 4	0.00	0.00	0.00	0.00	0.00	0.00
MAGM2205000	2a: Private Hospitals who are Network Provider	Ageing of settled claims::Claims settled for 1-2 years	810 946 5	0.00	0.00	0.00	0.00	0.00	0.00
MAGM2205000	2a: Private Hospitals who are Network Provider	Ageing of settled claims::Claims settled for more than 2 years	810 946 6	0.00	0.00	0.00	0.00	0.00	0.00
MAGM2205000	2a: Private Hospitals who are Network Provider	Ageing of repudiated claims::Claims repudiated within 1 month	810 946 7	0.00	0.00	0.00	0.00	0.00	0.00
MAGM2205000	2a: Private Hospitals who are Network Provider	Ageing of repudiated claims::Claims repudiated within 1-3 months	810 946 8	0.00	0.00	0.00	0.00	0.00	0.00




# IRDA Annual Report for Financial Year 2020-21

MAGM2205000	2a: Private Hospitals who are Network Provider	Ageing of repudiated claims::Claims repudiated within 3-6 months	810 946 9	0.00	0.00	0.00	0.00	0.00	0.00
MAGM2205000	2a: Private Hospitals who are Network Provider	Ageing of repudiated claims::Claims repudiated within 6-12 months	810 947 0	0.00	0.00	0.00	0.00	0.00	0.00
MAGM2205000	2a: Private Hospitals who are Network Provider	Ageing of repudiated claims::Claims repudiated within 1-2 years	810 947 1	0.00	0.00	0.00	0.00	0.00	0.00
MAGM2205000	2a: Private Hospitals who are Network Provider	Ageing of repudiated claims::claims repudiated within more than 2 years	810 947 2	0.00	0.00	0.00	0.00	0.00	0.00
MAGM2205000	2b: Private Hospitals who are not Network Providers	New claims received during the period	810 945 4	0.00	0.00	33	1364463.56	0.00	0.00
MAGM2205000	2b: Private Hospitals who are not Network Providers	Amount of claim partially disallowed owing to the Terms and Conditions of the policy	810 956 1	0.00	0.00	0.00	250162	0.00	0.00
MAGM2205000	2b: Private Hospitals who are not Network Providers	Ageing of pending claims::Claims pending for less than 1 month	810 945 5	0.00	0.00	12	546864	0.00	0.00
MAGM2205000	2b: Private Hospitals who are not Network Providers	Ageing of pending claims::Claims pending for 1-3 months	810 945 6	0.00	0.00	0.00	0.00	0.00	0.00
MAGM2205000	2b: Private Hospitals who are not Network Providers	Ageing of pending claims::Claims pending for 3-6 months	810 945 7	0.00	0.00	0.00	0.00	0.00	0.00
MAGM2205000	2b: Private Hospitals who are not Network Providers	Ageing of pending claims::Claims pending	810 945	0.00	0.00	0.00	0.00	0.00	0.00




# IRDA Annual Report for Financial Year 2020-21

		for 6-12 months	8						
MAGM2205000	2b: Private Hospitals who are not Network Providers	Ageing of pending claims::Claims pending for 1-2 years	810 945 9	0.00	0.00	0.00	0.00	0.00	0.00
MAGM2205000	2b: Private Hospitals who are not Network Providers	Ageing of pending claims::Claims pending for more than 2 years	810 946 0	0.00	0.00	0.00	0.00	0.00	0.00
MAGM2205000	2b: Private Hospitals who are not Network Providers	Ageing of settled claims::Claims settled for less than 1 month	810 946 1	0.00	0.00	22	589309	0.00	0.00
MAGM2205000	2b: Private Hospitals who are not Network Providers	Ageing of settled claims::Claims settled for 1-3 months	810 946 2	0.00	0.00	0.00	0.00	0.00	0.00
MAGM2205000	2b: Private Hospitals who are not Network Providers	Ageing of settled claims::Claims settled for 3-6 months	810 946 3	0.00	0.00	0.00	0.00	0.00	0.00
MAGM2205000	2b: Private Hospitals who are not Network Providers	Ageing of settled claims::Claims settled for 6-12 months	810 946 4	0.00	0.00	0.00	0.00	0.00	0.00
MAGM2205000	2b: Private Hospitals who are not Network Providers	Ageing of settled claims::Claims settled for 1-2 years	810 946 5	0.00	0.00	0.00	0.00	0.00	0.00
MAGM2205000	2b: Private Hospitals who are not Network Providers	Ageing of settled claims::Claims settled for more than 2 years	810 946 6	0.00	0.00	0.00	0.00	0.00	0.00
MAGM2205000	2b: Private Hospitals who are not Network Providers	Ageing of repudiated claims::Claims repudiated within 1 month	810 946 7	0.00	0.00	0.00	0.00	0.00	0.00
MAGM2205000	2b: Private Hospitals who are not Network Providers	Ageing of repudiated claims::Claims repudiated within 1-3 months	810 946 8	0.00	0.00	0.00	0.00	0.00	0.00
MAGM2205000	2b: Private Hospitals who are not Network Providers	Ageing of repudiated claims::Claims	810 946	0.00	0.00	0.00	0.00	0.00	0.00



## IRDA Annual Report for Financial Year 2020-21

		repudiated within 3-6 months	9						
MAGM2205000	2b: Private Hospitals who are not Network Providers	Ageing of repudiated claims::Claims repudiated within 6-12 months	810 947 0	0.00	0.00	0.00	0.00	0.00	0.00
MAGM2205000	2b: Private Hospitals who are not Network Providers	Ageing of repudiated claims::Claims repudiated within 1-2 years	810 947 1	0.00	0.00	0.00	0.00	0.00	0.00
MAGM2205000	2b: Private Hospitals who are not Network Providers	Ageing of repudiated claims::claims repudiated within more than 2 years	810 947 2	0.00	0.00	0.00	0.00	0.00	0.00



**B. S. RAVIKUMAR & ASSOCIATES**  
CHARTERED ACCOUNTANTS

Phone : + 91 821 4277000  
e-mail : mail@bsra.in

**Partners :**

B. S. Ravikumar, M.Com., B.L., FCA  
R. Rajesh, B.Com., FCA, DISA

73, 2nd Floor, Sri Madhvesha Complex  
Malai Mahadeshwara Road  
Nazarbad, MYSURU - 570 010

To,  
Insurance Regulatory and Development Authority of India,  
Sy No 115/1, Financial District,  
Nanakramguda, Gachibowli  
Hyderabad - 500 032

**CERTIFICATE**


We, B.S.Ravikumar & Associates, Chartered Accountants are the statutory auditors of Vidal Health Insurance TPA Private Limited who having their registered office at 1st Floor, Tower-2, SJR i Park, EPIP Zone, Whitefield, Bangalore - 560 066, CIN: U85199KA2002PTC030218.

This is to certify that as per the Audited Financial Statements, the Net worth of the Company as on 31-3-2021 is Rs. 80,03,64,277/- (Rs. Eighty crore three lakh sixty four thousand two hundred and seventy seven only).

for B.S. Ravikumar & Associates  
Chartered Accountants  
Firm Regn. No.006101S.



B S Ravikumar  
Partner  
M.No.010218  
UDIN: 21010218AAABFT9254



Date: 28<sup>th</sup> July 2021  
Place: Mysuru

**B. S. RAVIKUMAR & ASSOCIATES**  
CHARTERED ACCOUNTANTS

Phone : + 91 821 4277000  
e-mail : mail@bsra.in

*Partners :*

B. S. Ravikumar, M.Com., B.L., FCA  
R. Rajesh, B.Com., FCA, DISA

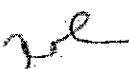
73, 2nd Floor, Sri Madhvesha Complex  
Malai Mahadeshwara Road  
Nazarbad, MYSURU - 570 010


To,  
The Insurance Regulatory and Development Authority of India.  
Sy No 115/1, Financial District,  
Nanakrainguda, Gachibowli  
Hyderabad-500 032

**CERTIFICATE FROM THE STATUTORY AUDITORS OF THE TPA COMPANY**

Certified that the information about financials furnished in annual report in Schedules 1 to 5 for the Financial Year 2020-2021 by VIDAL HEALTH INSURANCE TPA PRIVATE LIMITED is as extracted from the transactions of the TPA Company VIDAL HEALTH INSURANCE TPA PRIVATE LIMITED.

for B. S. Ravikumar & Associates  
Chartered Accountants  
Firm Registration No.006101S

  
B S Ravikumar  
Partner  
Membership No.010218  
UDIN: 21010218A AABFU7345



Date: 28<sup>th</sup> July, 2020  
Place: Mysuru.

As per Regulations 19 (11) of IRDAI (TPA – Health Services) Regulations, 2016

Declaration and Undertaking by TPA Company.



Form TPA - 6D

**Instructions for Submission of required Declaration and Undertaking:**

1. Periodicity of submission of this Declaration and Undertaking is annual.
2. This declaration and undertaking shall be signed by any two directors of a TPA Company.
3. This declaration and undertaking is to be submitted to the Authority along with Annual Report of the TPA Company

1 PARTICULARS OF THE TPA COMPANY:		
1.1	Name of the TPA :	Vidal Health Insurance TPA Private Limited 1 <sup>st</sup> Floor, Tower 2, SJR i Park, EPIP Zone, Whitefield, Bangalore, Karnataka
1.2	Address - Registered Office:	Pin code: 560066 Landline No: 080 40125678 E-mail: shankar.bali@vidalhealthtpa.com Fax No: 080 28418216
1.3	Financial Year	2020-21

2. We, Shankar Bali, Joint Managing Director and CEO and Sudha Kulkarni, CAO Vidal Health Insurance TPA Private Limited hereby declare and undertake that:	
a)	CEO or CAO possesses the requisite qualifications and practical training as specified by Insurance Regulatory and Development Authority of India. The CEO, CAO of the company is / are also fit and proper as per Regulation 11 of the TPA Regulations. Such a CEO or CAO are engaged in day to day administration of the activities of the TPA and also in ensuring compliance of regulatory requirements.
b)	The TPA Company is not engaged in any other business apart from Health Services by TPAs, as defined in the TPA regulations.
c)	A Director with required medical qualification and an appointed Chief Medical Officer have valid registration with the Medical Council of India or Medical Council of the state.
d)	None of the director(s), promoter(s), shareholder(s), and Key managerial personnel of our company is or are, directly or indirectly engaged in any other insurance or insurance related activity(s). (Note: Where it is to be determined whether officials referred herein are involved in any other insurance or insurance related activities or not, TPA Company shall furnish the detailed information separately along with the form)
e)	The Company did not violate the code of conduct or not committed any breach of the provisions of the applicable Acts, Regulations and / or circulars issued by the Authority from time to time.

Date: 29/07/2021	For and on behalf of Vidal Health Insurance TPA Private Limited	
Place: Bangalore	 Shankar Bali Joint Managing Director & CEO	 Sudha Kulkarni CAO